

Grand Junction Regional Communications Center

Month / Year May 2019

Staffing

Positions budgeted 51

Positions staffed 46

Training

Number of Trainees 8

Call Take Training 3

Dispatcher Training 5

Activity

GJPD Incidents 6,730

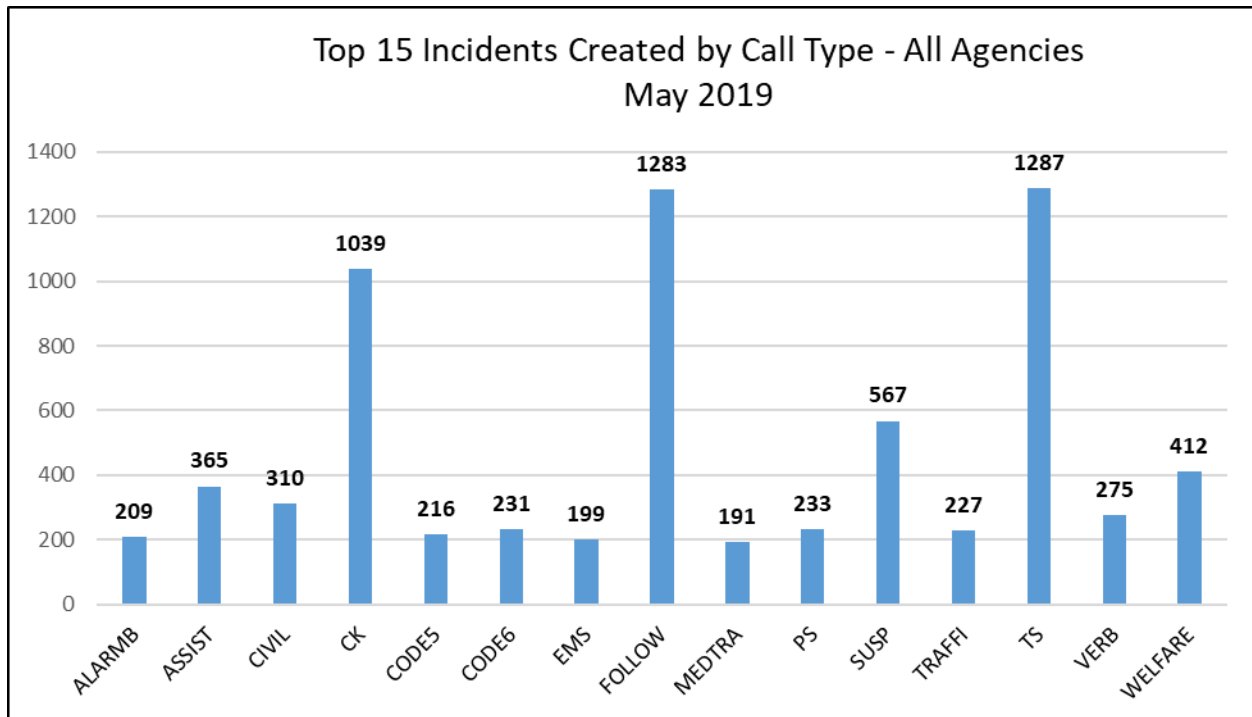
Total Law Enforcement Incidents 11,627

Total Fire/EMS Incidents 2,156

Total Agency Incidents 13,783

Total Phone Calls Handled 27,305

IDT Mobile Communication Vehicle Call-Out 0



Grand Junction Regional Communications Center

Incident Summary by Agency – May 2019			
Law Enforcement		Fire/EMS	
Collbran Marshal's Office	28	Central Orchard Mesa Fire Dept	13
Colorado National Monument	47	Clifton Fire Dept	338
DeBeque Marshal's Office	81	DeBeque Fire Dept	16
Fruita Police Dept	765	East Orchard Mesa Fire Dept	6
Grand Junction Police Dept	6,730	Gateway Fire Dept	7
Mesa County Sheriff's Office	3,705	Glade Park Fire Dept	8
Mesa Co Criminal Justice Services	11	Grand Jct Regional Airport	9
Mesa County Valley School Dist	9	Grand Jct Fire Dept	1,462
Palisade Police Dept	250	Lands End Fire Dept	8
VA Police Dept	1	Lower Valley Fire Dept	193
		Mesa County Fire Marshal	3
		Palisade Fire Dept	70
		Plateau Valley Fire Dept	18
		St. Mary's CareFlight Transport	5

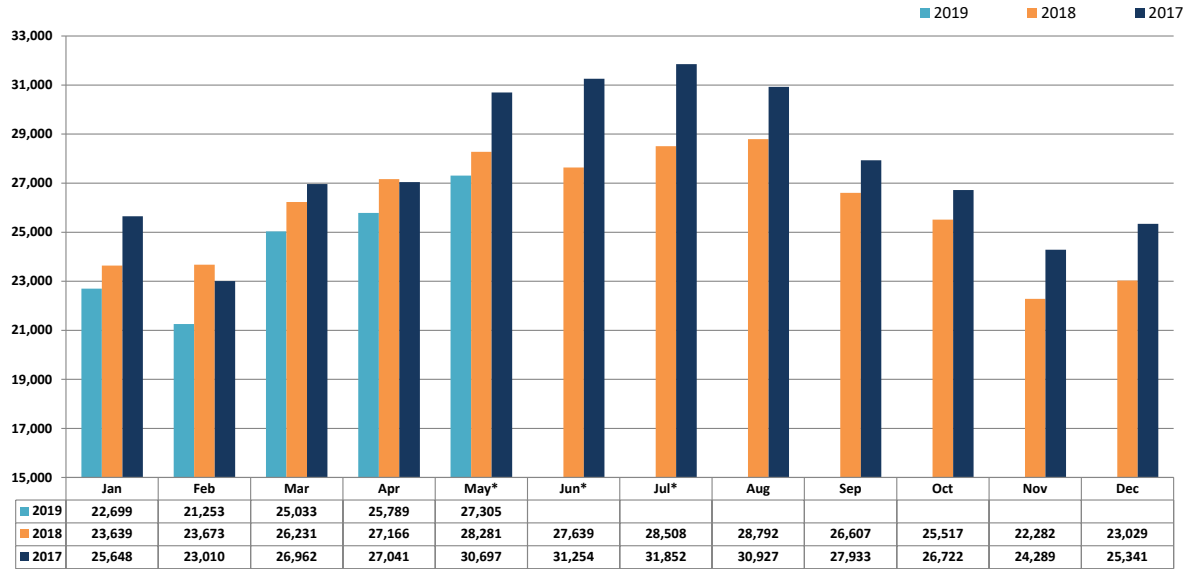
GRAND JUNCTION REGIONAL COMMUNICATION CENTER

Monthly Incident Report

May 2019

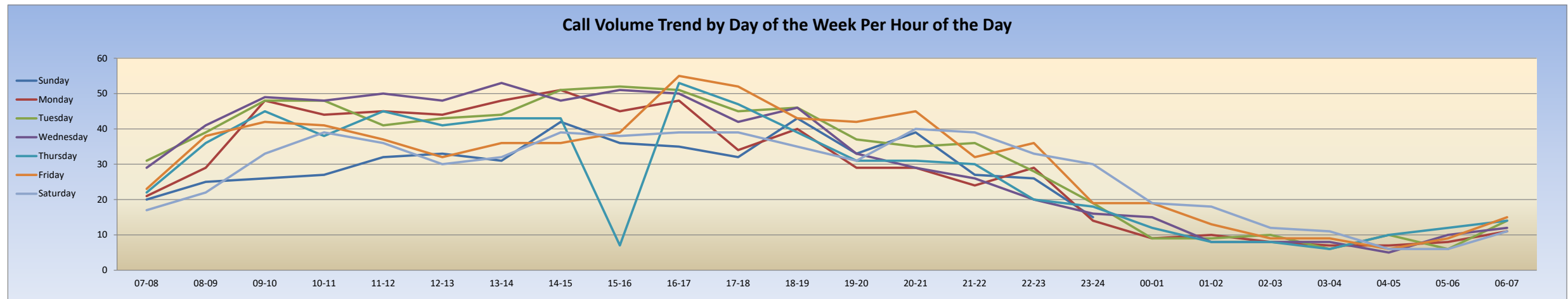
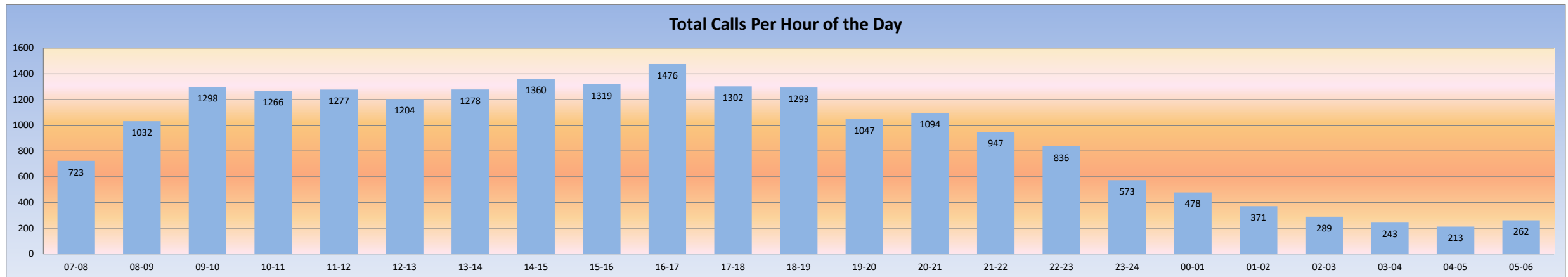

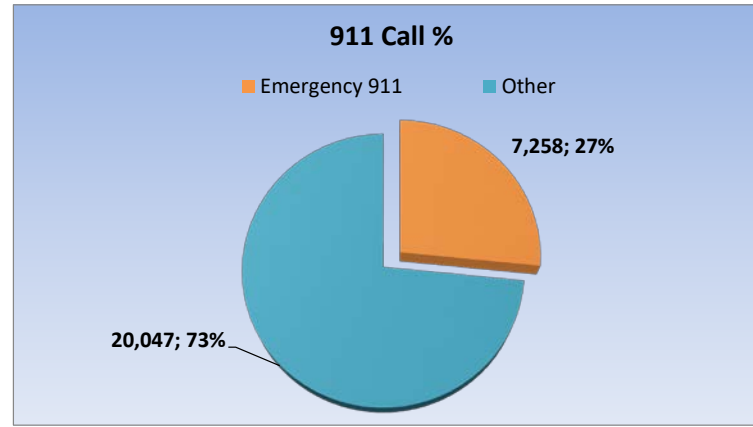
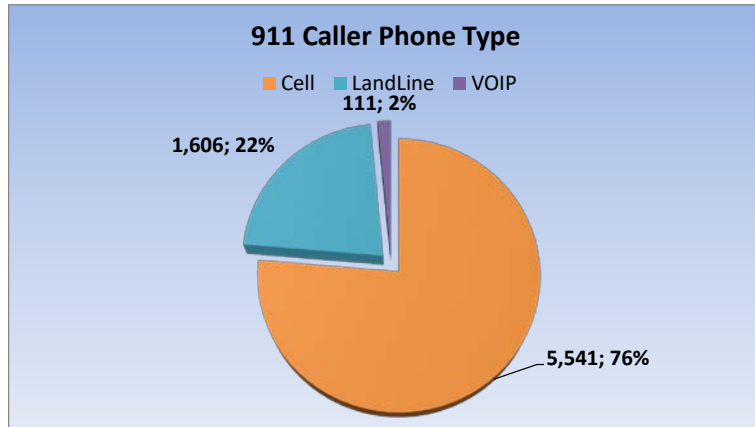
Agencies	SAME MONTH 2018	CURRENT MONTH 2019	% Difference SAME MONTH LAST YR	Year to Date 2018	Year to Date 2019	% Difference Last Year
LAW ENFORCEMENT AGENCIES:						
Collbran Marshal's Office	16	28	75%	34	110	224%
Colorado National Monument	42	47	12%	98	124	27%
DeBeque Marshal's Office	66	81	23%	325	367	13%
Fruita Police Department	787	765	-3%	3,377	3,513	4%
Grand Junction Police Department	6,564	6,730	3%	30,562	30,851	1%
Mesa County Sheriff's Office	3,637	3,705	2%	17,340	17,522	1%
- Criminal Justice Services	3	11	267%	47	117	149%
Mesa County Valley School Dist. 51	4	9	125%	38	52	37%
Palisade Police Department	282	250	-11%	1,289	1104	-14%
VA Police Department	2	1	-50%	10	5	-50%
Total Law Enforcement:	11,403	11,627	2%	53,120	53,765	1%
FIRE/EMS AGENCIES:						
Central Orchard Mesa Fire Department	9	13	44%	61	83	36%
Clifton Fire Department	332	338	2%	1,478	1,560	6%
DeBeque Fire Department	22	16	-27%	92	104	13%
East Orchard Mesa Fire Department	9	6	-33%	27	19	-30%
Gateway Fire Department	11	7	-36%	42	36	-14%
Glade Park Fire Department	9	8	-11%	23	26	13%
Grand Junction Regional Airport	5	9	80%	22	29	32%
Grand Junction Fire Department	1,401	1,462	4%	6,825	6,750	-1%
Lands End Fire Department	31	8	-74%	104	63	-39%
Lower Valley Fire Department	195	193	-1%	883	838	-5%
Mesa County Fire Marshal	11	3	-73%	35	22	-37%
Palisade Fire Department	98	70	-29%	405	364	-10%
Plateau Valley Fire Department	22	18	-18%	99	87	-12%
St. Mary's CareFlight Transport	3	5	67%	24	35	46%
Total Fire/EMS:	2,158	2,156	0%	10,120	10,016	-1%
TOTAL	13,561	13,783	2%	63,240	63,781	1%

GRAND JUNCTION REGIONAL COMMUNICATION CENTER
Monthly Telephone Calls Handled
(Includes Both Inbound and Outbound Calls)

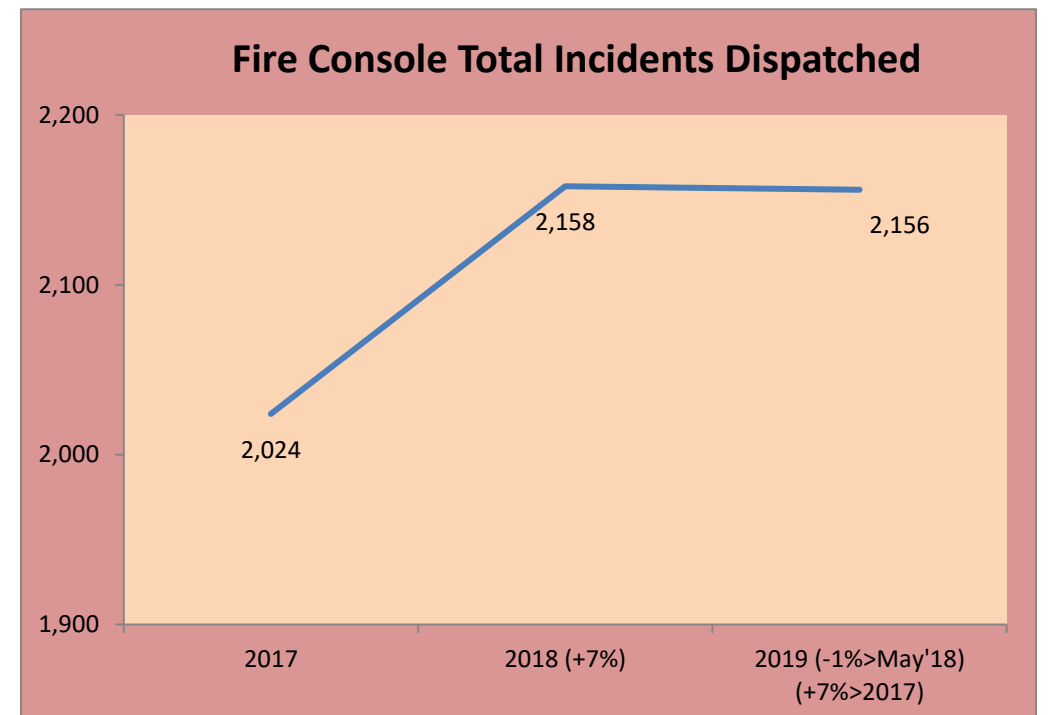
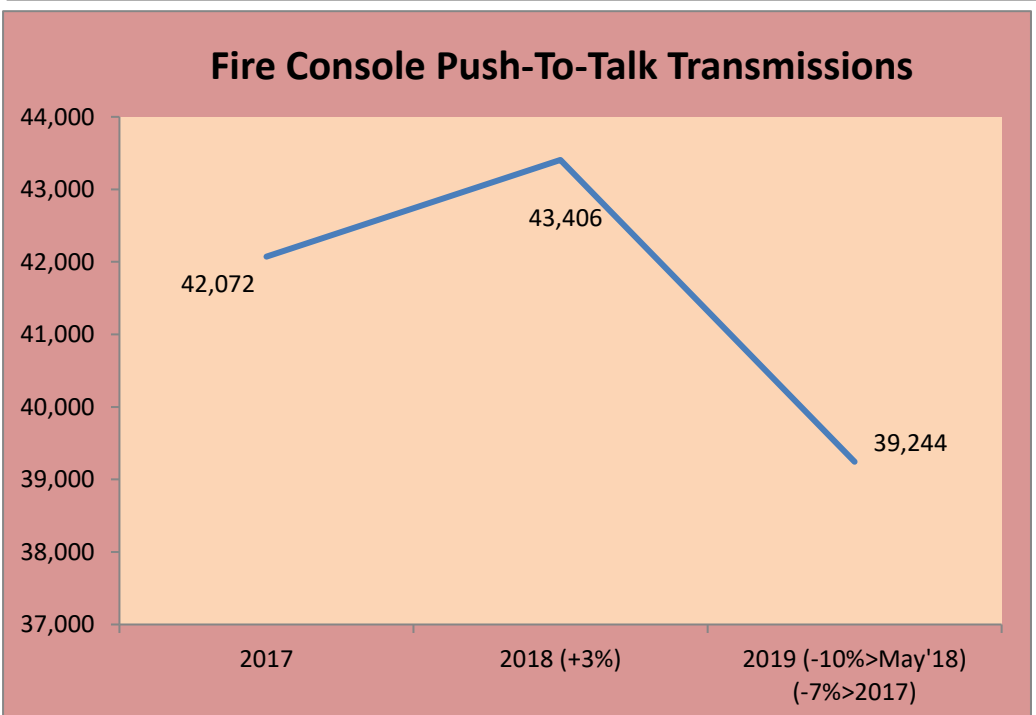
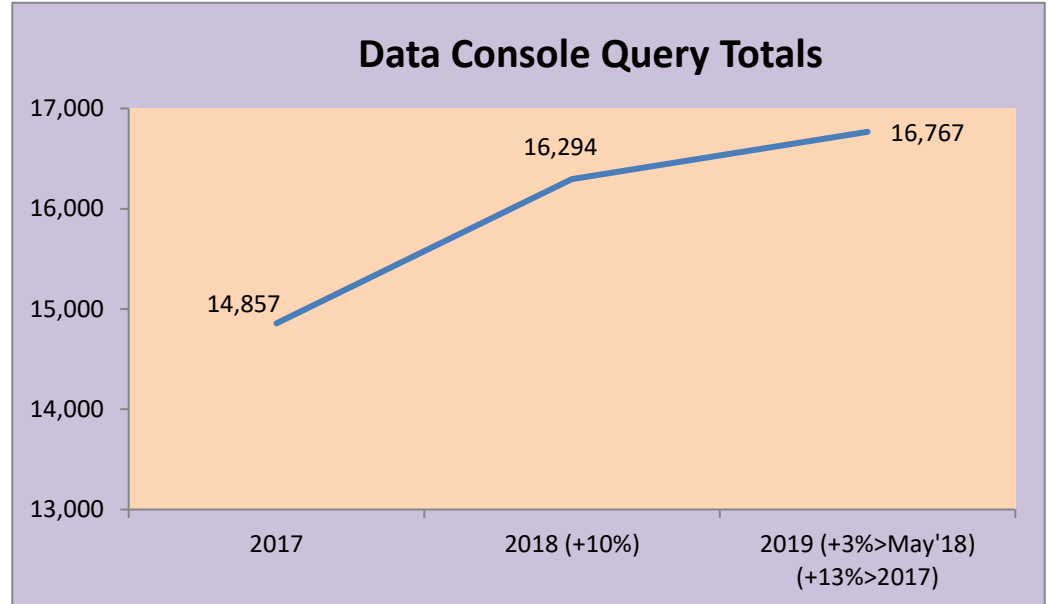
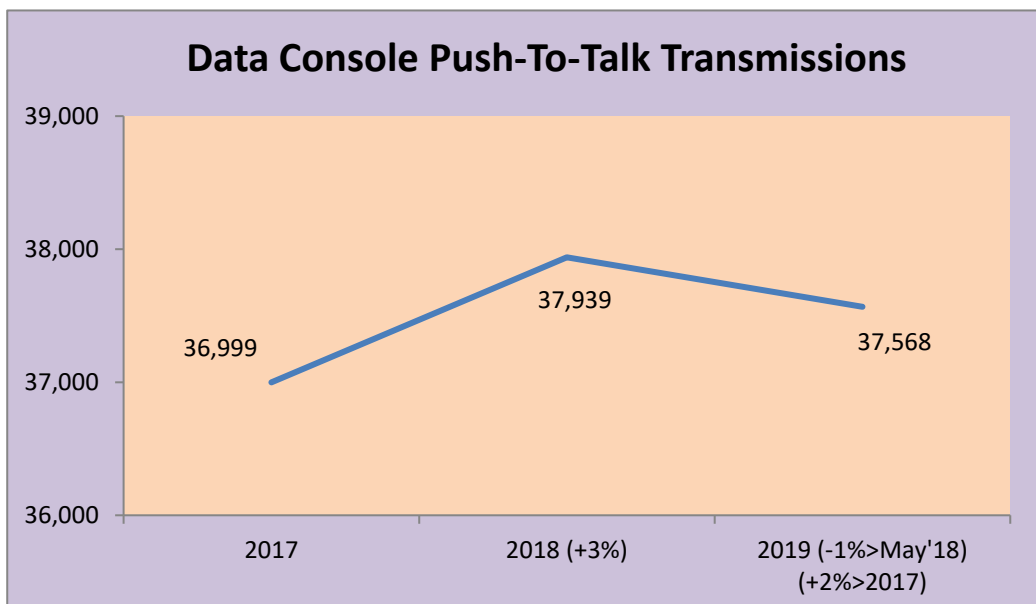
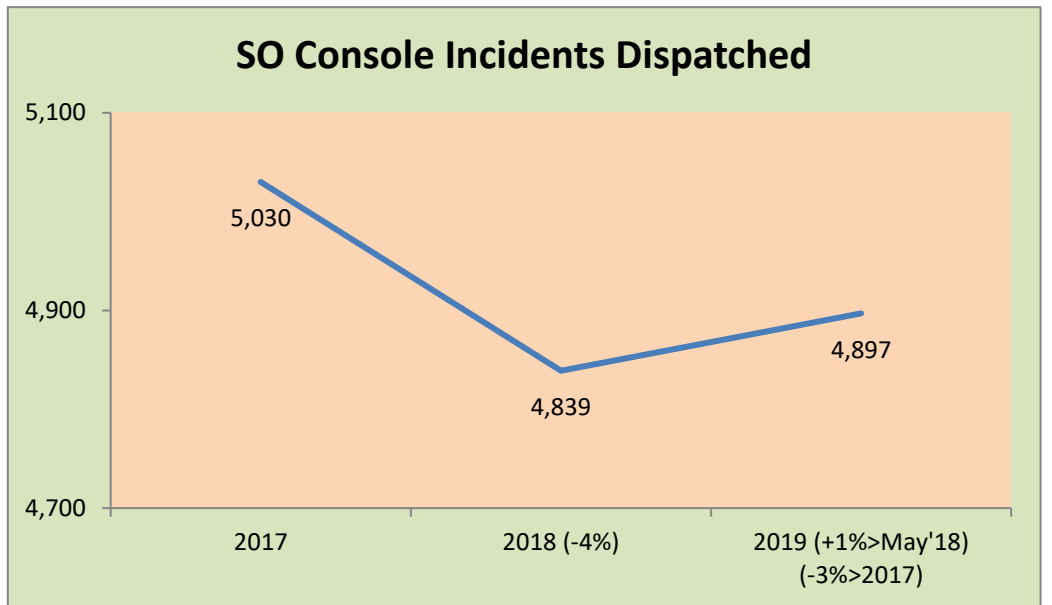
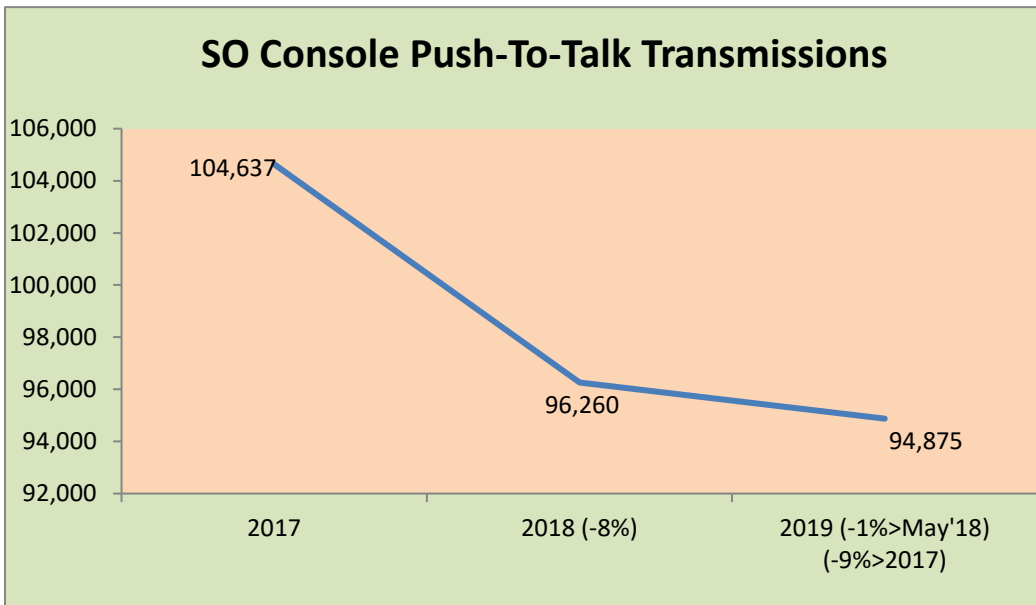
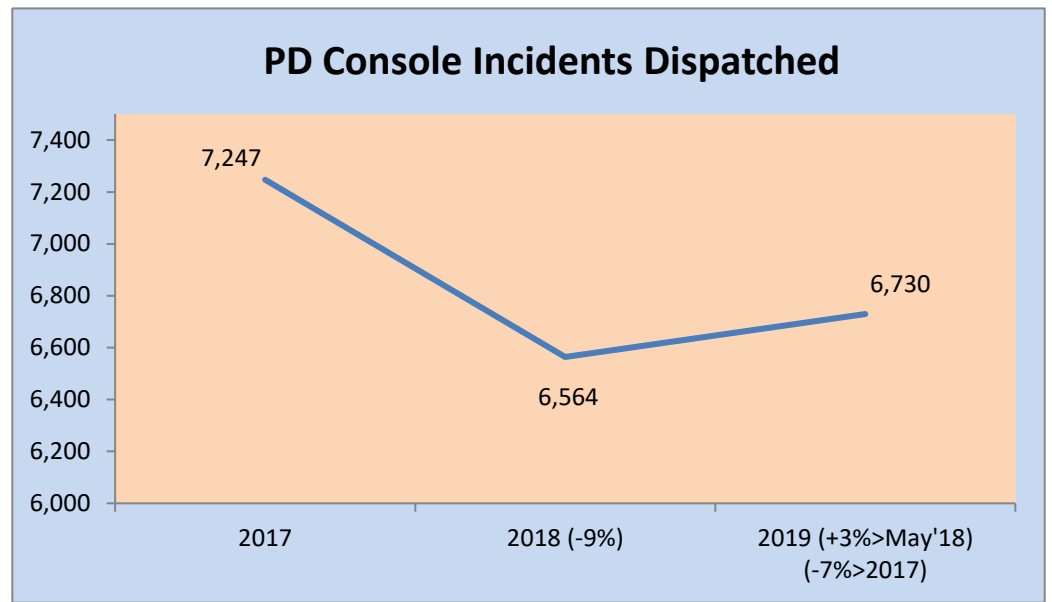
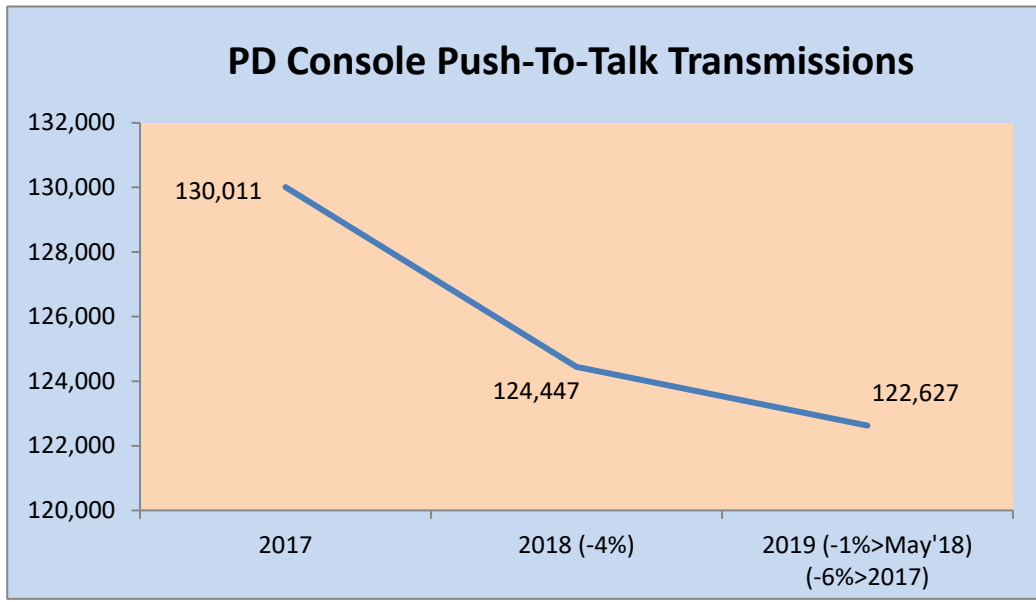


* Phone data for May, June and July 2018 pulled from DSS/Equature software on 12/6/2018.

May 2019 - GJRCC TOTAL CALLS = 27,305

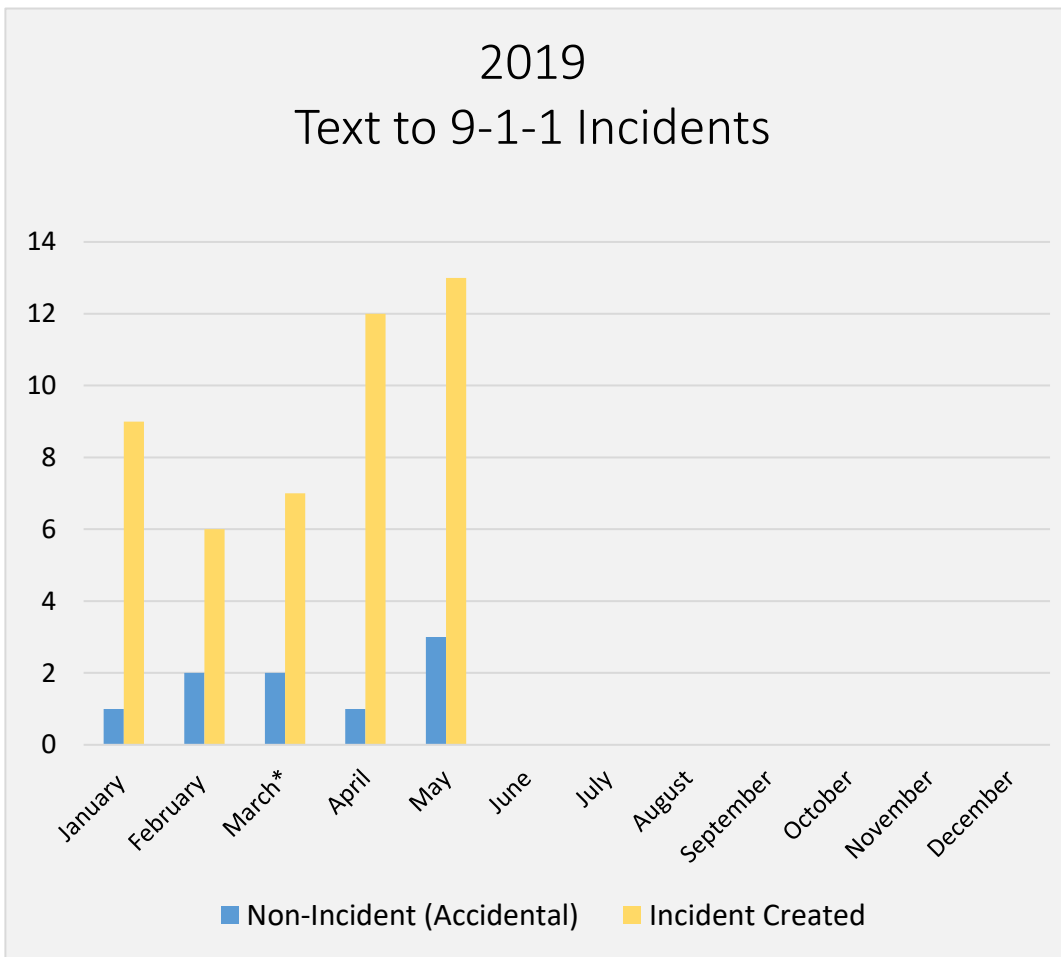


**Dispatch Console Workload
Year to Year Comparison
May 2018/2019**



2019 Text to 9-1-1 Incidents

2019	Total	Non-Incident (Accidental)	Incident Created	Type of Incidents
January	10	1	9	CODE5(4), ASSIST, VERB (2), PROWL, SUICI
February	8	2	6	PARTY, ABUSEI, REDDI, WELFARE, SUSP, INFO
March*	9	2	7	INFO, SUSP, PARTY, WORKS, CODE5, WELFARE, THRETI
April	13	1	12	CODE5/2, INFO/2, DRUG, JUVIE, SUICI, SEIZURE, DUI, WELFARE/3
May	16	3	13	ABUSE, SUICI/4, CODE5/4, VERB ,LIQUOR, ASSLTI, WORKS
June	0			
July	0			
August	0			
September	0			
October	0			
November	0			
December	0			
YTD	56	9	47	

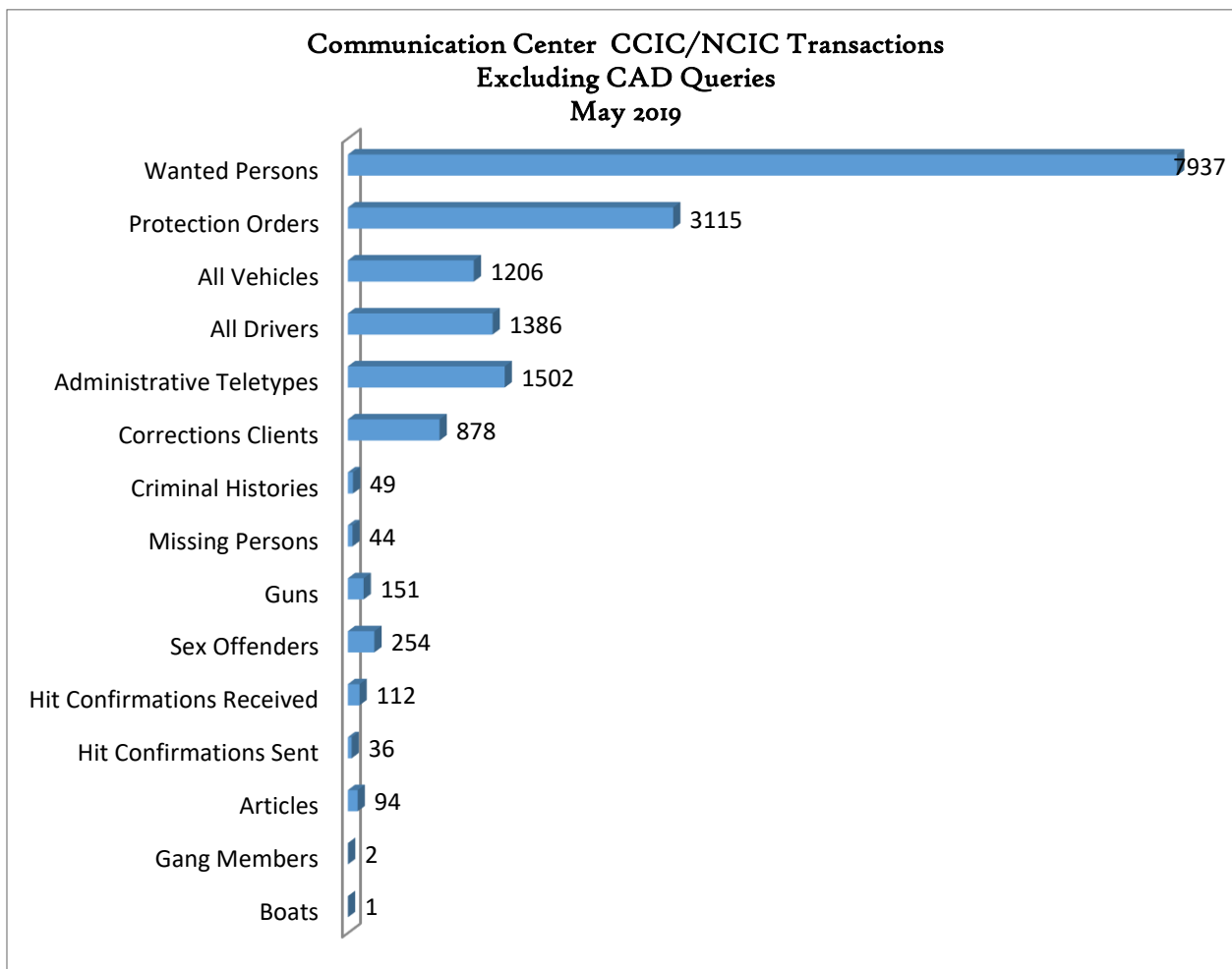



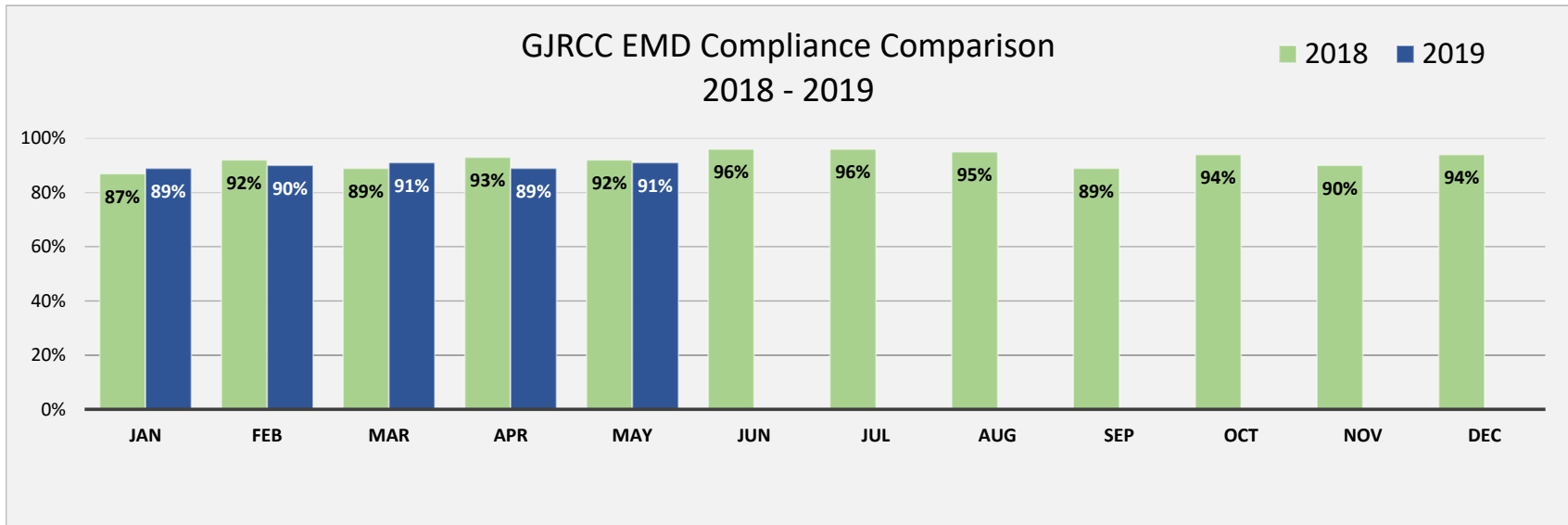
CCIC / NCIC Transactions May 2019

Workstation Queries input: 21311

Workstation Output (Responses Received): 45251

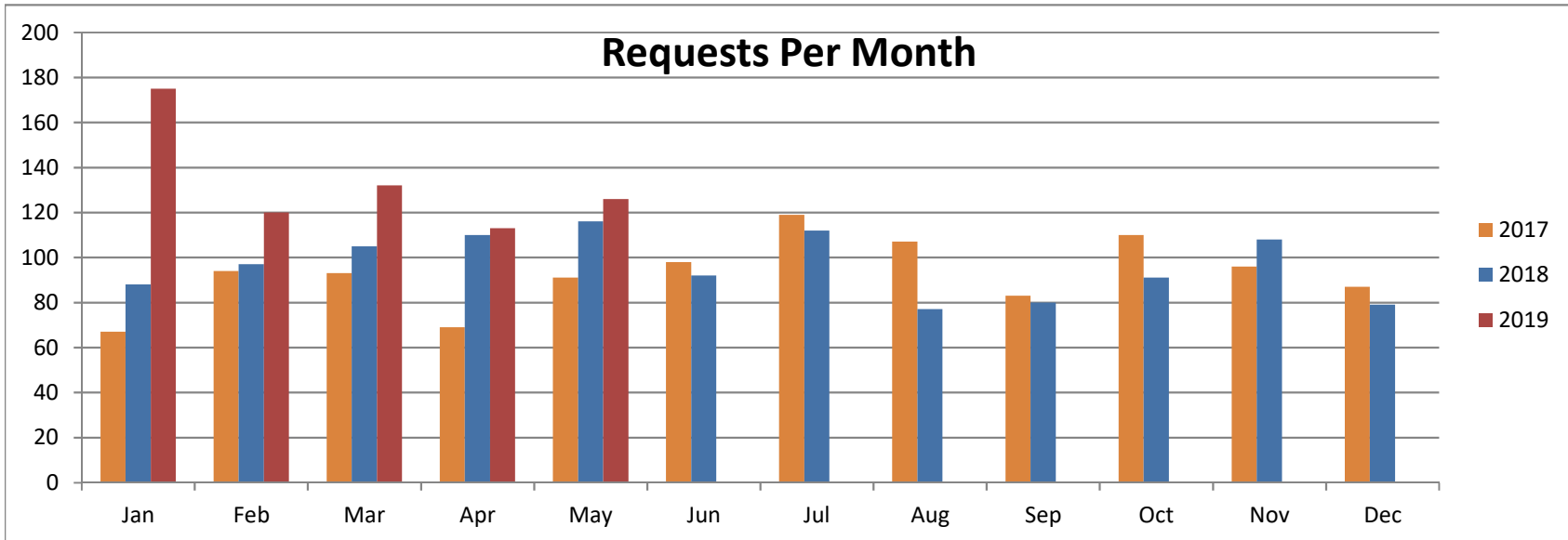
Log – ins: 1737





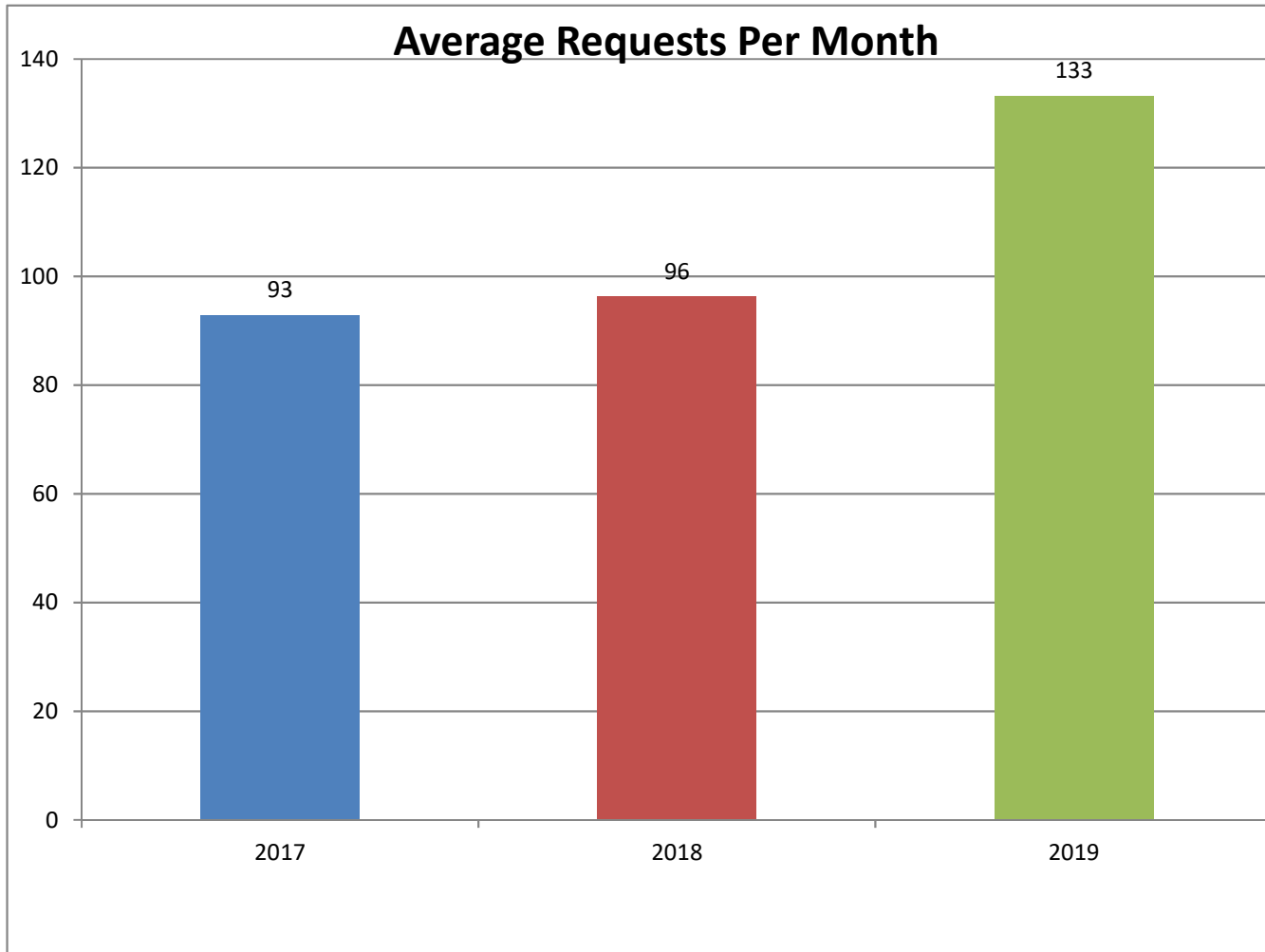
GRAND JUNCTION REGIONAL COMMUNICATION CENTER

Audio Requests Per Month						
	Year			Increase/Decrease		
	2017	2018	2019	YTD 16-17	YTD 17-18	YTD 18-19
Jan	67	88	175	-33%	31%	99%
Feb	94	97	120	11%	3%	24%
Mar	93	105	132	-18%	13%	26%
Apr	69	110	113	-24%	59%	3%
May	91	116	126	-4%	27%	9%
Jun	98	92	0	24%	-6%	
Jul	119	112	0	34%	-6%	
Aug	107	77	0	20%	-28%	
Sep	83	80	0	9%	-4%	
Oct	110	91	0	28%	-17%	
Nov	96	108	0	12%	13%	
Dec	87	79	0	-22%	-9%	
	1114	1155	666	1%	4%	0%



GRAND JUNCTION REGIONAL COMMUNICATION CENTER

AVG Audio Requests Per Month		
2017	2018	2019
93	96	133



**GRAND JUNCTION POLICE DEPARTMENT
PROFESSIONAL STANDARDS**

**OCCURRENCE DETAIL REPORT
Reporting period: 5/1/2019 - 5/31/2019**

Department review

Use of force

5/8/2019 2019-00035 Officers contacted suspect as a possible DUI driver and upon conducting the investigation, the suspect became uncooperative and was told to turn around and put his hands behind his back as he was under arrest. The suspect refused and physically resisted officers efforts to take him into custody. The suspect was taken to the ground after other attempts to get him in handcuffs and he continued to resist on the ground and was tased twice before being taken

Employee 1 Followed policy *RTR followed policy*

Employee 2 Followed policy *RTR Followed policy*

5/9/2019 2019-00036 Officers contacted the suspect in an attempt to take him into custody on an outstanding warrant. He immediately became combative and began swinging punches at the the officers. The suspect was punched in the head by an officer as he attempted to take him to the ground. Once on the ground he was taken into custody.

Employee 1 Followed policy *RTR followed policy*

Employee 2 Followed policy *RTR followed policy*

4 Use of force

END OF REPORT

Colorado Mesa University
Activity Report
May 2019

For Internal Use Only



Campus Patrol/Checks/Other:	May 2018	May 2019	Inc/Dec	%Change	YTD 18	YTD 19	% Change YTD	
Foot Patrol (Hrs)	25	100	75	300%	308.42	414.35	34%	***Starting August 2018 Campus and Other Meetings are now being tracked by time spent instead of number of meetings.
Bicycle Patrol (Hrs)	0	0	0	N/A	0	0	N/A	
Vehicle Patrol (Hrs)		52	52	N/A		459.45	N/A	
Campus and Other Meetings (Hrs)	29	28	-1	-3%	165	174	5%	
Campus Activity (G1)	May 2018	May 2019	Inc/Dec	%Change	YTD 18	YTD 19	% Change YTD	
Dispatched Incidents	95	101	6	6%	497	448	-10%	*** Starting January 2019 Vehicle patrol hours started being tracked.
Reports	19	20	1	5%	100	73	-27%	
Felony Arrests	0	1	1	N/A	4	4	0%	
Summons/Arrests	1	7	6	600%	24	18	-25%	
Arrests Others	2	1	-1	-50%	8	3	-63%	
Warnings	25	25	0	0%	82	105	28%	
Traffic Summons	28	3	-25	-89%	55	34	-38%	
Sex Assaults	1	0	-1	-100%	4	1	-75%	
George Area Activity (G2)	May 2018	May 2019	Inc/Dec	%Change	YTD 18	YTD 19	% Change YTD	
Dispatched Incidents	139	129	-10	-7%	645	544	-16%	
Reports	20	16	-4	-20%	96	66	-31%	
Felony Arrests	3	2	-1	-33%	8	6	-25%	
Summons/Arrest	4	4	0	0%	21	18	-14%	
Arrest Other	2	4	2	100%	15	10	-33%	
Warnings	24	13	-11	-46%	104	69	-34%	
Traffic Summons	3	2	-1	-33%	11	21	91%	
Sex Assaults	2	2	0	0%	4	4	0%	
Parking Summons	2	3	1	50%	17	28	65%	
Traffic Stops	21	6	-15	-71%	72	39	-46%	
Party Calls	2	4	2	100%	25	19	-24%	

Special Events/Activity Log:

Spring Concert

Assist with Physical Ability Testing

Mini Skills

Graduation

CMU Officers Assigned to Juco May 25th-31st

May 2019 - Code Enforcement Monthly Summary Report

Total New Cases for the Month	63
Total Closed Cases for Month	67

Citations

Warning	11
Voluntary Compliance Request	16
Notice of Violation	13
Administrative Citation	1
Summons	3
Total Active Cases	69

Year to Date

Total New Cases Year to Date	332
Total Closed Cases Current Year	336

Citations YTD

Warning	45
Voluntary Compliance Request	94
Notice of Violation	104
Administrative Citation	5
Summons	3

Crime Lab and Property

Month / Year May 2019

Staffing

Sworn positions budgeted	<u>0</u>	Civilian positions budgeted	<u>8</u>
Sworn positions staffed	<u>0</u>	Civilian Positions staffed	<u>7</u>
Sworn training hours	<u>N/A</u>	Civilian training hours	<u>16</u>

Activity

Property / Received	<u>2,072</u>
Items Out	<u>931</u>
Firearms Seized	<u>28</u>
Cash Seized	<u>\$3,275.03</u>
Fingerprint Latent Comparisons	<u>0</u>
AFIS Comparisons	<u>0</u>
Latent Processed	<u>0</u>
Drug Analysis	<u>250</u>
Lab Requests Received	<u>188</u>
Lab Requests Completed	<u>200</u>
Media (Discs) Copied	<u>121</u>
Media Enhancements / Exams	<u>24</u>
Cell Phone / Computer Exams	<u>36</u>

Summary (crime scenes activity, court appearances, complex cases, use of resources, problems or unusual events):

Internal audits of the Property section began this month, with an audit of all money in Evidence. The audits will continue for the next few months.

Records Management

Month / Year

May 2019

Staffing

Positions budgeted	<u>8</u>	Positions staffed	<u>7</u>
Training Hours	<u>18</u>	Non proficient staff	<u>0</u>

LERMS Record Merges

Total Merges	<u>1,778</u>
Case Narratives Merged	<u>702</u>
Arrest Narratives Merged	<u>125</u>
Traffic Accidents	<u>187</u>
Arrests	<u>458</u>
FIR Cards	<u>67</u>
Traffic Citations	<u>225</u>
TOTAL	<u>3,542</u>

Documents scanned **1,988**

Warrants

Arrest Warrants	<u>28</u>
FTA / COC	<u>154</u>
TOTAL	<u>180</u>

Registered Sex Offenders

Annual Registrations	<u>29</u>
Quarterly Registrations	<u>45</u>
Total RSO Contacts	<u>80</u>

Customer Service Activity

Open Records Requests **418**

Summary

Katie helped facilitate 6 hours of Mini-Skills training for new hires in Patrol. Darcy and Cori attended 6 hours of Train the Trainer training hosted by Pryor Seminars.

Victim Services Program

Month / Year May 2019

Staffing

Positions budgeted	1	Positions staffed	1
Number VAP volunteers	28	Training hours (on duty)	2
VAP calls taken by coordinator	2	VAP Training Hours	2
New victims served by coordinator through VRA mail notification, office visits, phone calls, ArrestWatch entries (not counting victims from follow-up VAP contacts)	31	Meetings/Events Attended	2

Victim Advocate Activity

Number of first-response calls	27 + 1 cancellation
Number of victims from call-outs	42
Total hours on active calls	50.5
TOTAL HR. VOLUNTEERED	1,398

Types of calls (first response only)

Domestic Violence	9
Unattended Deaths	2
Sexual Assaults	4
Assaults	4
Suicide	
Robbery/Agg. Robbery	
Homicide	
Felony menacing	
Sex assault on a child	1
Traffic crash	1 + 2 sec.
Kidnapping	
Vehicular homicide	
Child abuse	1
Stalking	1
Other: structure fire, suicidal subject	2
TOTAL	27

Victim Services Program

Summary

Meetings/Events:

- Coordinator attended quarterly meeting of Mesa County SART
- Coordinator attended monthly meeting of Western Slope Volunteer Management Assn.

Training:

- Monthly VAP meeting included presentation by PIC Heidi Davidson on the role of public information at GJPD and a dispatch paging protocol update from Comm Center Supervisor Brad Flanagan.

Other:

- Coordinator presented the role of Victim Services to Officers Dennis, Bombardier, Gerstenberger, Seybold and Trejo during a Mini Skills session.
- Coordinator presented “Victim Empathy” at Partners to eight youth given deferred sentences
- Volunteer placed 38 follow-up calls to victims of inactivated property crimes (talked directly with 16 victims; others were left voice messages).