

# Grand Junction Regional Communications Center

Month / Year November 2019

## Staffing

Positions budgeted 51

Positions staffed 44

## Training

Number of Trainees 8

Call Take Training 4

Dispatcher Training 4

## Activity

GJPD Incidents 5,688

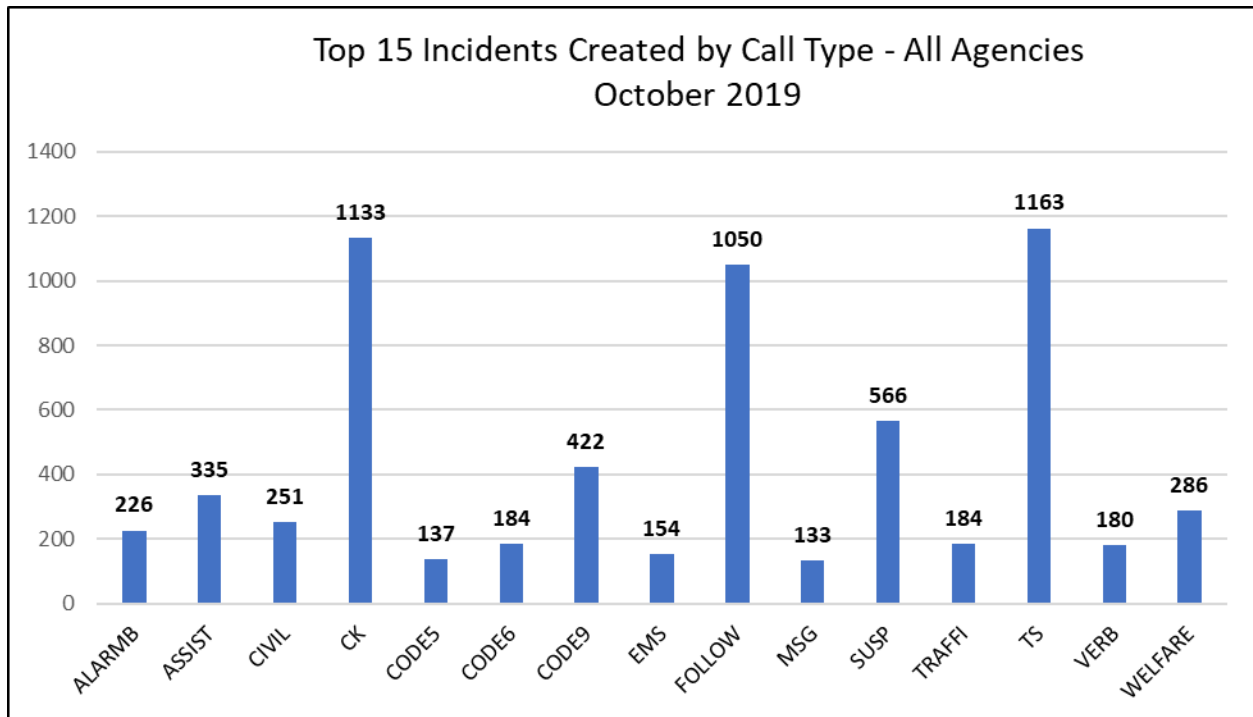
Total Law Enforcement Incidents 10,102

Total Fire/EMS Incidents 2,015

Total Agency Incidents 12,117

Total Phone Calls Handled 22,832

IDT Mobile Communication Vehicle Call-Out 0



# Grand Junction Regional Communications Center

Incident Summary by Agency – November 2019			
Law Enforcement		Fire/EMS	
Collbran Marshal's Office	32	Central Orchard Mesa Fire Dept	8
Colorado National Monument	9	Clifton Fire Dept	339
DeBeque Marshal's Office	87	DeBeque Fire Dept	22
Fruita Police Dept	623	East Orchard Mesa Fire Dept	7
Grand Junction Police Dept	5,688	Gateway Fire Dept	2
Mesa County Sheriff's Office	3,227	Glade Park Fire Dept	4
Mesa Co Criminal Justice Services	64	Grand Jct Regional Airport	6
Mesa County Valley School Dist	13	Grand Jct Fire Dept	1,309
Palisade Police Dept	355	Lands End Fire Dept	25
VA Police Dept	4	Lower Valley Fire Dept	160
DHS Security	0	Mesa County Fire Marshal	13
		Palisade Fire Dept	90
		Plateau Valley Fire Dept	28
		St. Mary's CareFlight Transport	2

**GRAND JUNCTION REGIONAL COMMUNICATION CENTER**

**Monthly Incident Report**

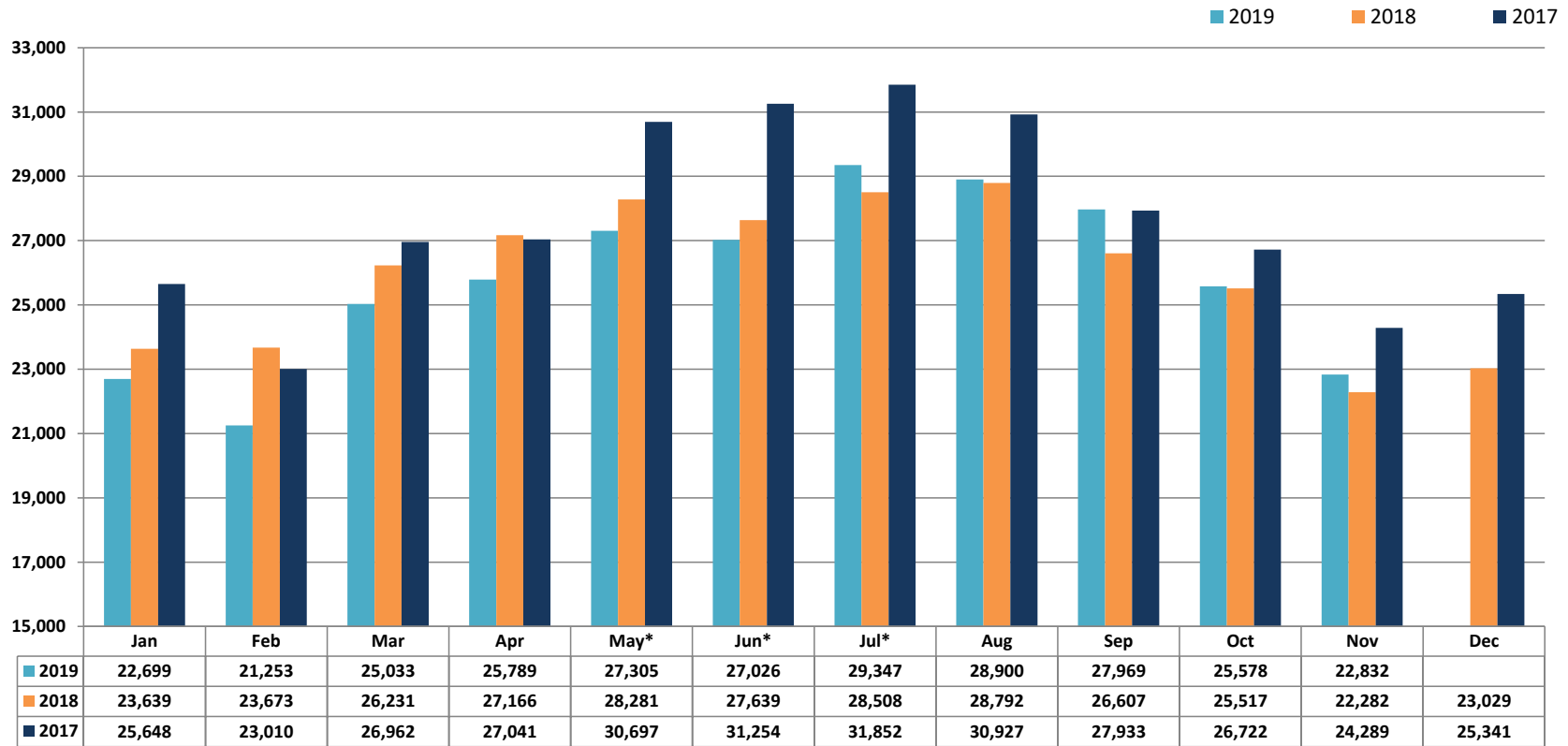
**November 2019**

<b>Agencies</b>	<b>SAME MONTH 2018</b>	<b>CURRENT MONTH 2019</b>	<b>% Difference SAME MONTH LAST YR</b>	<b>Year to Date 2018</b>	<b>Year to Date 2019</b>	<b>% Difference Last Year</b>
<b>LAW ENFORCEMENT AGENCIES:</b>						
Collbran Marshal's Office	4	32	700%	129	278	116%
Colorado National Monument	14	9	-36%	348	388	11%
DeBeque Marshal's Office	67	87	30%	771	840	9%
Fruita Police Department	780	623	-20%	7,916	7,893	0%
Grand Junction Police Department	5,841	5,688	-3%	69,743	68,161	-2%
Mesa County Sheriff's Office	3,282	3,227	-2%	39,342	38,928	-1%
- Criminal Justice Services	5	64	1180%	193	457	137%
Mesa County Valley School Dist. 51	6	13	117%	62	98	58%
Palisade Police Department	199	355	78%	2,825	3,558	26%
VA Police Department	0	4	N/A	15	12	-20%
Department of Human Services Security	0	0	N/A	0	5	N/A
<b>Total Law Enforcement:</b>	<b>10,198</b>	<b>10,102</b>	<b>-1%</b>	<b>121,344</b>	<b>120,618</b>	<b>-1%</b>
<b>FIRE/EMS AGENCIES:</b>						
Central Orchard Mesa Fire Department	11	8	-27%	130	156	20%
Clifton Fire Department	285	339	19%	3,378	3,647	8%
DeBeque Fire Department	11	22	100%	238	257	8%
East Orchard Mesa Fire Department	3	7	133%	48	61	27%
Gateway Fire Department	10	2	-80%	128	67	-48%
Glade Park Fire Department	2	4	100%	69	64	-7%
Grand Junction Regional Airport	3	6	100%	38	60	58%
Grand Junction Fire Department	1,297	1,309	1%	15,085	15,423	2%
Lands End Fire Department	6	25	317%	216	202	-6%
Lower Valley Fire Department	161	160	-1%	2,039	2,216	9%
Mesa County Fire Marshal	2	13	550%	123	75	-39%
Palisade Fire Department	52	90	73%	902	855	-5%
Plateau Valley Fire Department	23	28	22%	259	265	2%
St. Mary's CareFlight Transport	4	2	-50%	59	72	22%
<b>Total Fire/EMS:</b>	<b>1,870</b>	<b>2,015</b>	<b>8%</b>	<b>22,712</b>	<b>23,420</b>	<b>3%</b>
<b>TOTAL</b>	<b>12,068</b>	<b>12,117</b>	<b>0%</b>	<b>144,056</b>	<b>144,038</b>	<b>0%</b>

## GRAND JUNCTION REGIONAL COMMUNICATION CENTER

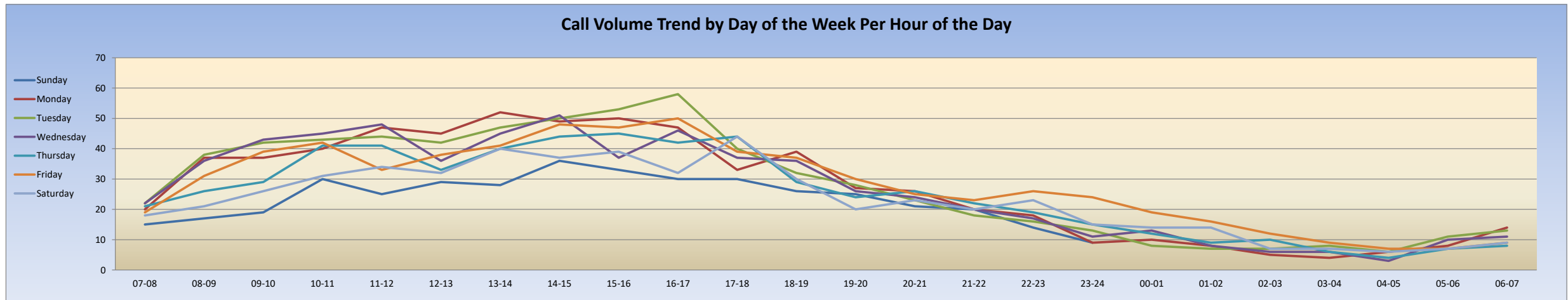
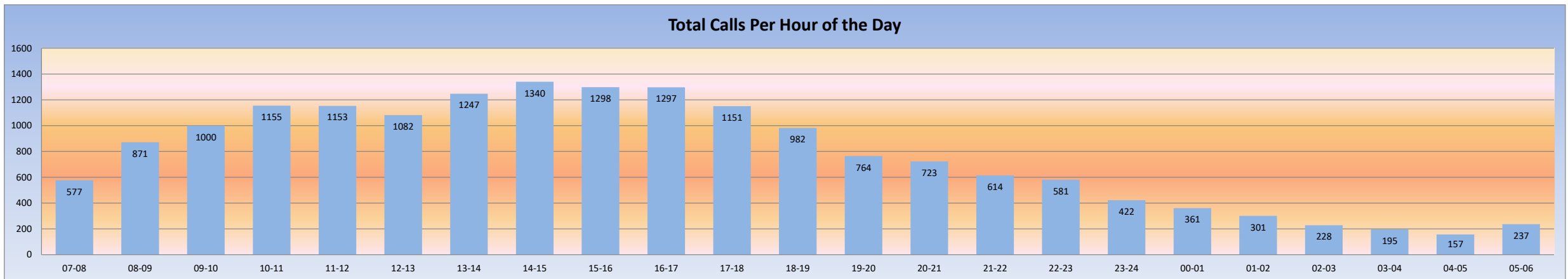

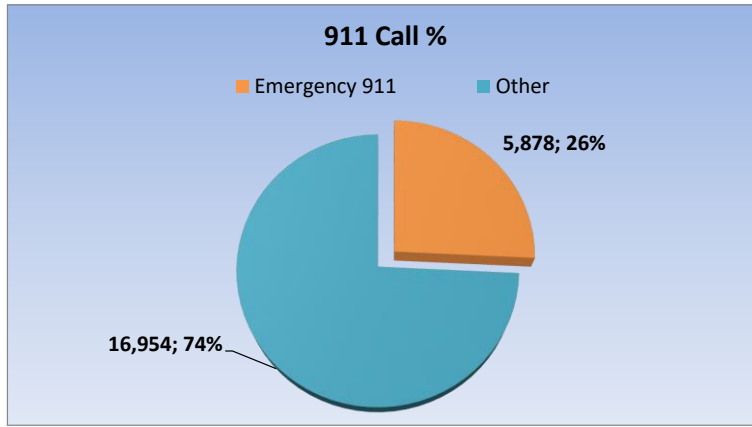
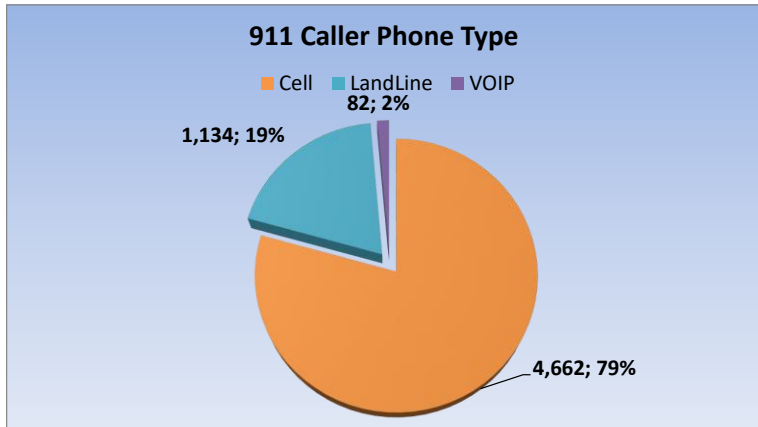
### Monthly Telephone Calls Handled

(Includes Both Inbound and Outbound Calls)

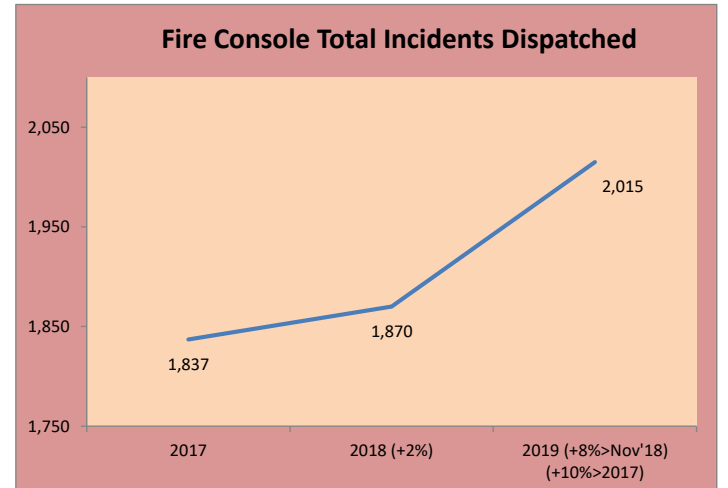
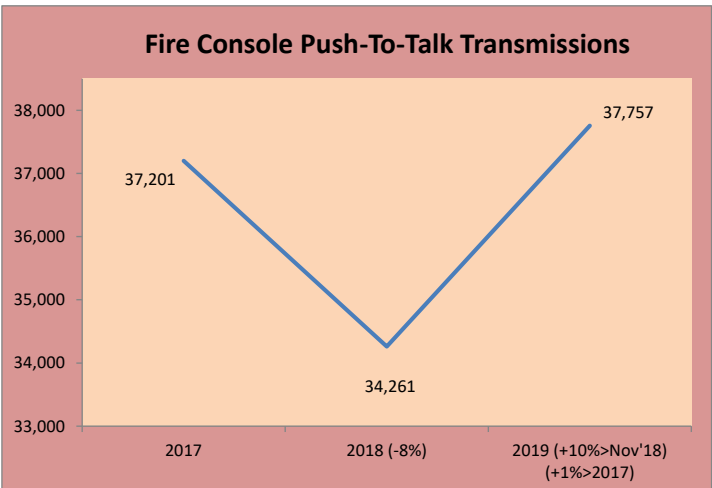
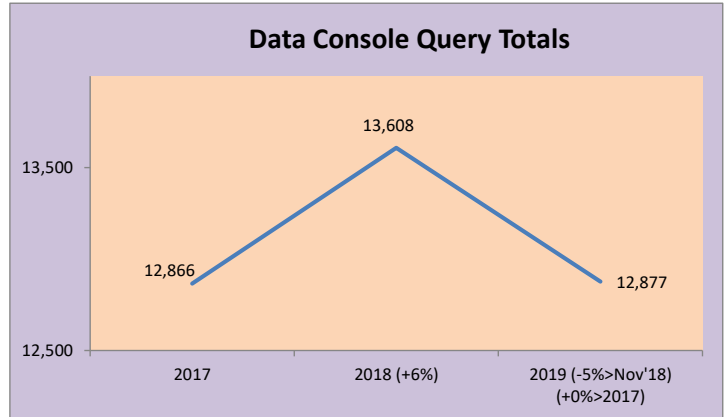
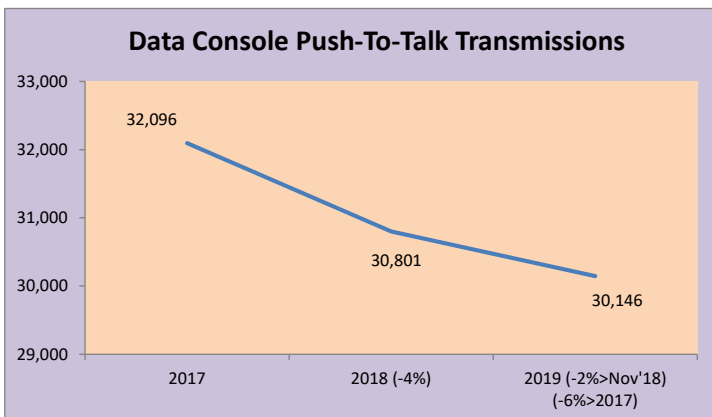
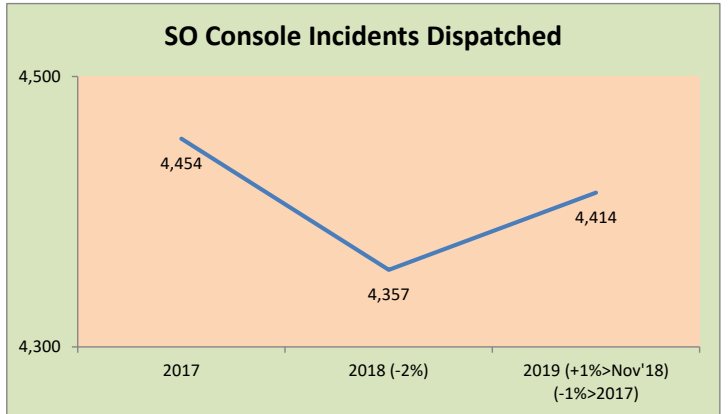
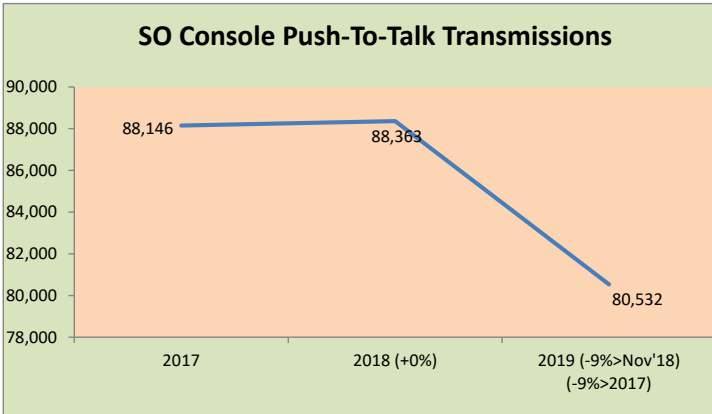
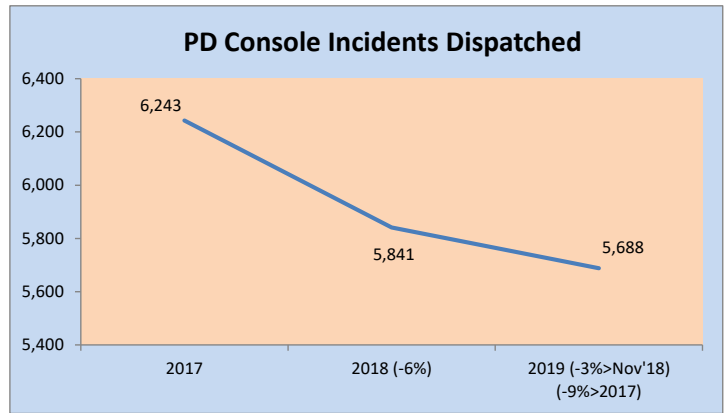
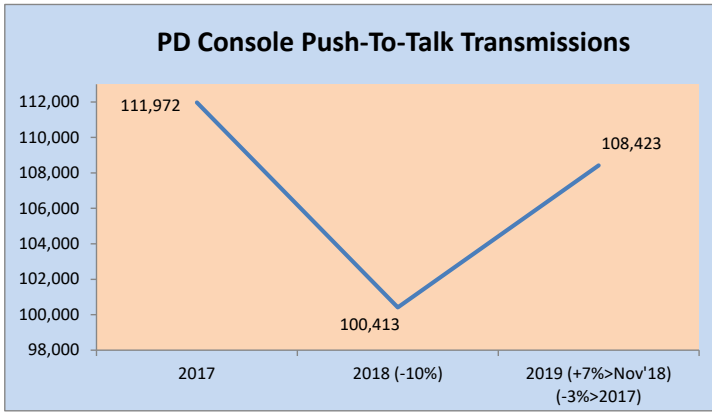


\* Phone data for May, June and July 2018 pulled from DSS/Equature software on 12/6/2018.

**NOVEMBER 2019 - GJRCC TOTAL CALLS = 22,832**

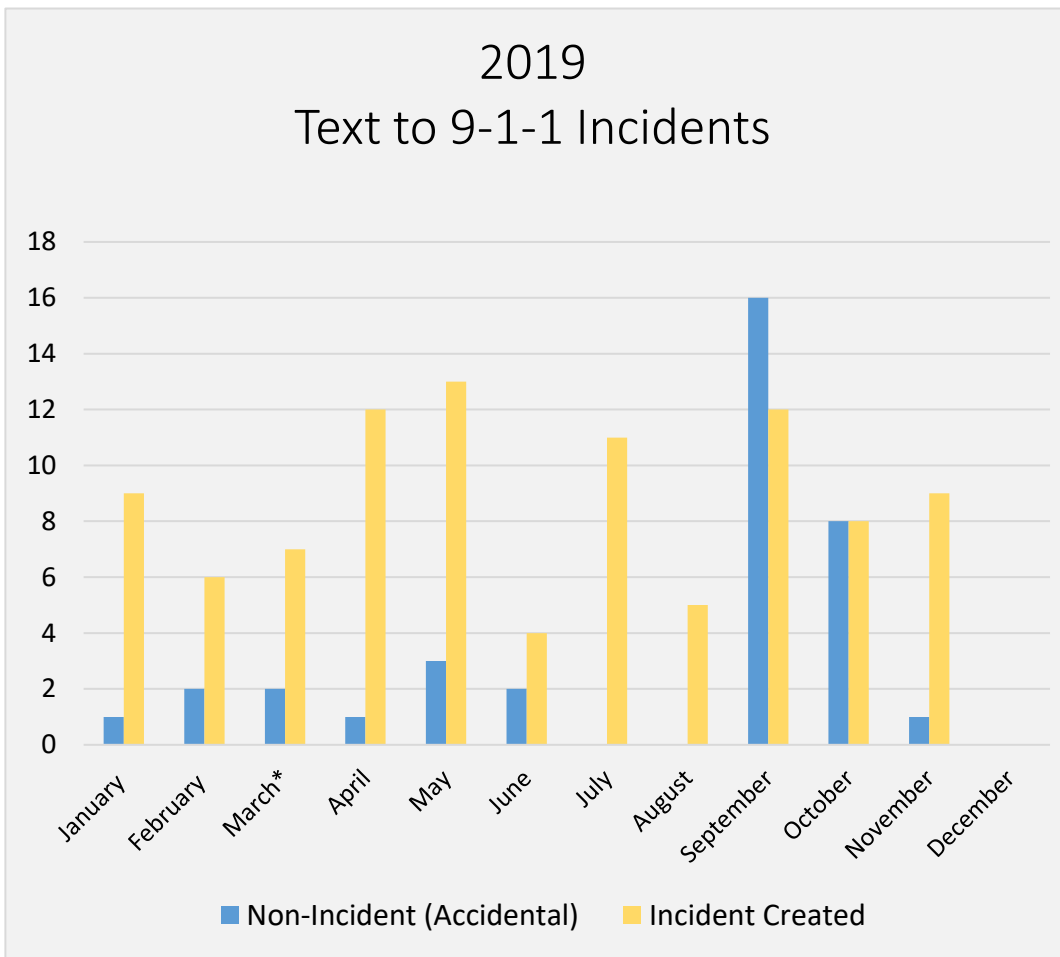


**Dispatch Console Workload  
Year to Year Comparison  
November 2017/2018/2019**



## 2019 Text to 9-1-1 Incidents

2019	Total	Non-Incident (Accidental)	Incident Created	Type of Incidents
January	10	1	9	CODE5(4), ASSIST, VERB (2), PROWL, SUICI
February	8	2	6	PARTY, ABUSEI, REDDI, WELFARE, SUSP, INFO
March*	9	2	7	INFO, SUSP, PARTY, WORKS, CODE5, WELFARE, THRETI
April	13	1	12	CODE5/2, INFO/2, DRUG, JUVIE, SUICI, SEIZURE, DUI, WELFARE/3
May	16	3	13	ABUSE, SUICI/4, CODE5/4, VERB, LIQUOR, ASSLTI, WORKS
June	6	2	4	FAUTOI, ASSLTI, DRUG, CODE5
July	11	0	11	INFO, WELFARE, CODE5/6, CRASH, FOLLOW, FIGHT
August	5	0	5	SHOTS, LAW, WEED, SUSP, CRASH
September	28	16	12	DRUG, THRETI, LAW/2, FIGHT, TRAFF, SUSP, INFO, C5/2, SUICI, FOL
October	16	8	8	C5, PARTY, INTOX, SUICI, HARASI/2, WELFARE, BURG
November	10	1	9	UNCON, JUVIE, WELFARE, SUSP/4, C5, LAW
December	0			
<b>YTD</b>	<b>132</b>	<b>36</b>	<b>96</b>	

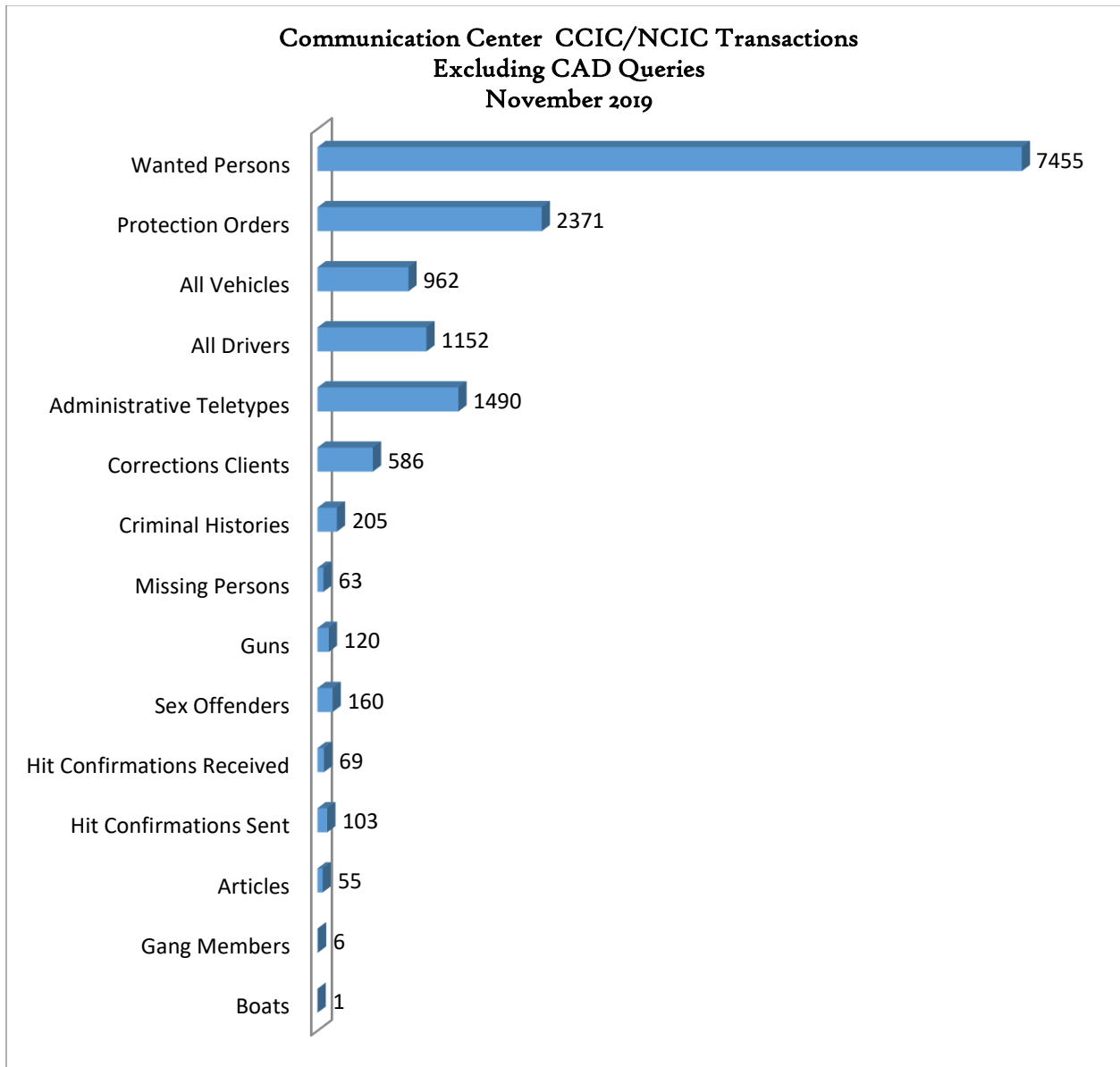


CCIC / NCIC Transactions November 2019


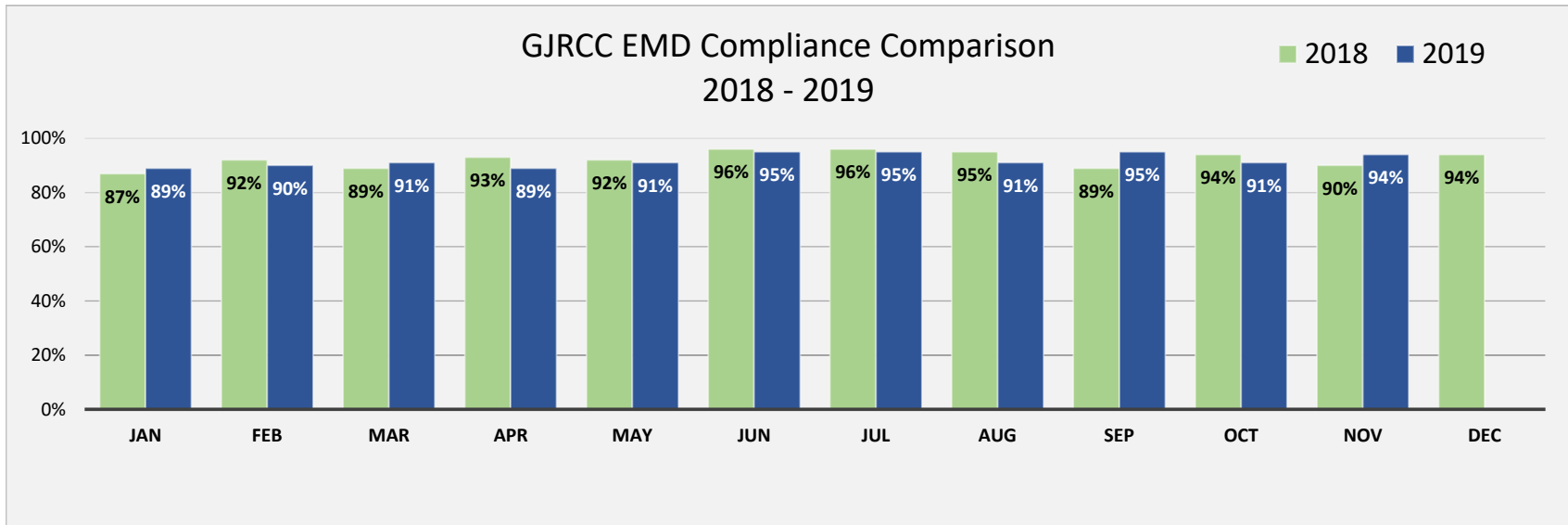
Workstation Queries input: 18117

Workstation Output (Responses Received): 36751

Log – ins: 1688





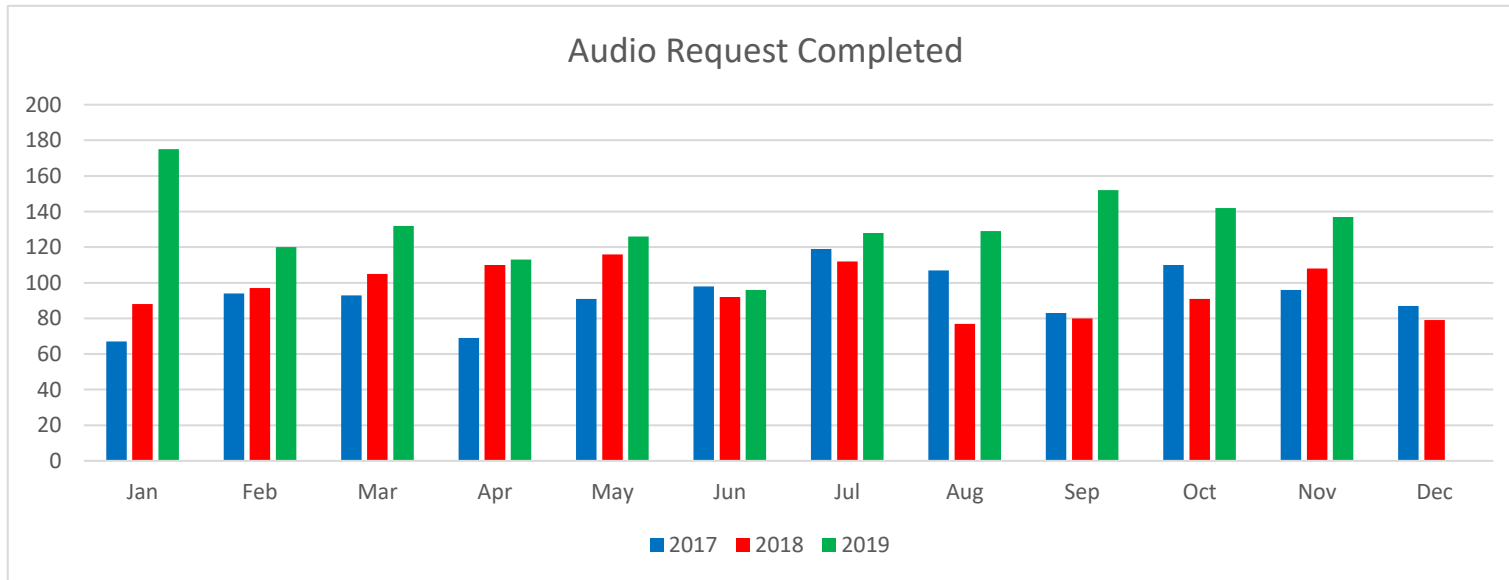


### Audio Requests Completed 3 Year Rolling

	2017	2018	2019
Jan	67	88	175
Feb	94	97	120
Mar	93	105	132
Apr	69	110	113
May	91	116	126
Jun	98	92	96
Jul	119	112	128
Aug	107	77	129
Sep	83	80	152
Oct	110	91	142
Nov	96	108	137
Dec	87	79	
<b>Totals</b>	<b>1114</b>	<b>1155</b>	<b>1450</b>
<b>Average</b>	<b>93</b>	<b>96</b>	<b>132</b>

% Change 17-18	% Change 18-19	% Change 17-19
31.34%	98.86%	161.19%
3.19%	23.71%	27.66%
12.90%	25.71%	41.94%
59.42%	2.73%	63.77%
27.47%	8.62%	38.46%
-6.12%	4.35%	-2.04%
-5.88%	14.29%	7.56%
-28.04%	67.53%	20.56%
-3.61%	90.00%	83.13%
-17.27%	56.04%	29.09%
12.50%	26.85%	42.71%
-9.20%	-100.00%	-100.00%

6.39%	26.56%	34.50%
-------	--------	--------



Colorado Mesa University  
Activity Report  
November 2019

For Internal Use Only



<b>Campus Patrol/Checks/Other:</b>	<b>Nov 2018</b>	<b>Nov 2019</b>	<b>Inc/Dec</b>	<b>%Change</b>	<b>YTD 18</b>	<b>YTD 19</b>	<b>% Change YTD</b>
Foot Patrol (Hrs)	66.42	71	4.5833	7%	828.28	966.35	17%
Bicycle Patrol (Hrs)	0	0	0	N/A	0	0	N/A
Vehicle Patrol (Hrs)		25	25	N/A		584.45	N/A
Campus and Other Meetings (Hrs)	39	21	-18	-46%	473.92	272	-43%

\*\*\* Starting January 2019  
Vehicle patrol hours started being tracked.

<b>Campus Activity (G1)</b>	<b>Nov 2018</b>	<b>Nov 2019</b>	<b>Inc/Dec</b>	<b>%Change</b>	<b>YTD 18</b>	<b>YTD 19</b>	<b>% Change YTD</b>
Dispatched Incidents	89	99	10	11%	1168	1030	-12%
Reports	7	15	8	114%	177	167	-6%
Felony Arrests	0	0	0	N/A	9	11	22%
Summons/Arrests	7	4	-3	-43%	54	34	-37%
Arrests Others	3	1	-2	-67%	21	13	-38%
Warnings	17	19	2	12%	235	211	-10%
Traffic Summons	2	7	5	250%	89	59	-34%
Sex Assaults	0	2	2	N/A	13	8	-38%

<b>George Area Activity (G2)</b>	<b>Nov 2018</b>	<b>Nov 2019</b>	<b>Inc/Dec</b>	<b>%Change</b>	<b>YTD 18</b>	<b>YTD 19</b>	<b>% Change YTD</b>
Dispatched Incidents	73	103	30	41%	1339	1328	-1%
Reports	7	10	3	43%	192	145	-24%
Felony Arrests	0	1	1	N/A	12	10	-17%
Summons/Arrest	4	3	-1	-25%	38	41	8%
Arrest Other	1	1	0	0%	33	19	-42%
Warnings	9	16	7	78%	222	170	-23%
Traffic Summons	3	10	7	233%	24	44	83%
Sex Assaults	0	2	2	N/A	4	6	50%
Parking Summons	3	5	2	67%	39	62	59%
Traffic Stops	8	10	2	25%	127	98	-23%
Party Calls	3	6	3	100%	55	40	-27%

**November 2019 - Code Enforcement Monthly Summary Report**

Total New Cases for the Month	41
Total Closed Cases for Month	76

**Citations**

Warning	15
Voluntary Compliance Request	16
Notice of Violation	21
Administrative Citation	1
Summons	0
Total Active Cases	91

**\*Year to Date\***

Total New Cases Year to Date	795
Total Closed Cases Current Year	776

**Citations YTD**

Warning	107
Voluntary Compliance Request	217
Notice of Violation	264
Administrative Citation	20
Summons	4

# Crime Lab and Property

Month / Year November 2019

---

## Staffing

Sworn positions budgeted	<u>0</u>	Civilian positions budgeted	<u>10</u>
Sworn positions staffed	<u>0</u>	Civilian Positions staffed	<u>9</u>
Sworn training hours	<u>N/A</u>	Civilian training hours	<u>20</u>

## Activity

Property / Received	<u>1,689</u>
Items Out	<u>3,327</u>
Firearms Seized	<u>12</u>
Cash Seized	<u>\$11,208.02</u>
Fingerprint Latent Comparisons	<u>0</u>
AFIS Comparisons	<u>0</u>
Latent Processed	<u>0</u>
Drug Analysis	<u>59</u>
Lab Requests Received	<u>198</u>
Lab Requests Completed	<u>174</u>
Media (Discs) Copied	<u>171</u>
Media Enhancements / Exams	<u>0</u>
Cell Phone / Computer Exams	<u>14</u>
Body Worn Camera Requests	<u>437</u>

Summary (crime scenes activity, court appearances, complex cases, use of resources, problems or unusual events):

The incinerator has been installed at the landfill. It has been regulated to burn controlled substances. The evidence technicians have been trained on the incinerator and are now conducting regular drug destroys.

# Records Management

Month / Year

November 2019

## Staffing

Positions budgeted	<u>8</u>	Positions staffed	<u>7</u>
Training Hours	<u>0</u>	Non proficient staff	<u>1</u>

## LERMS Record Merges

Total Merges	<u>1,378</u>
Case Narratives Merged	<u>543</u>
Arrest Narratives Merged	<u>108</u>
Traffic Accidents	<u>149</u>
Arrests	<u>396</u>
FIR Cards	<u>64</u>
Traffic Citations	<u>232</u>
<b>TOTAL</b>	<b><u>2,870</u></b>

Documents scanned 1,799

## Warrants

Arrest Warrants	<u>30</u>
FTA / COC	<u>131</u>
<b>TOTAL</b>	<b><u>161</u></b>

## Registered Sex Offenders

Annual Registrations	<u>26</u>
Quarterly Registrations	<u>39</u>
<b>Total RSO Contacts</b>	<b><u>67</u></b>

## Customer Service Activity

Open Records Requests 263

## Summary

Unremarkable.

# Victim Services Program

Month / Year November 2019

## Staffing

Positions budgeted	1	Positions staffed	1
Number VAP volunteers	30	Training hours (on duty)	0
VAP calls taken by coordinator	0	VAP Training Hours	0
New victims served by coordinator through VRA mail notification, office visits, phone calls, ArrestWatch entries (not counting victims from follow-up VAP contacts)	14	Meetings/Events Attended	1

## Victim Advocate Activity

Number of first-response calls	25 + 2 cancellations
Number of victims from call-outs	45
Total hours on active calls	51
<b>TOTAL HR. VOLUNTEERED</b>	<b>1,386.5</b>

## Types of calls (first response only)

Domestic Violence	7
Unattended Deaths	12
Sexual Assaults	1
Assaults	
Suicide	1
Robbery/Agg. Robbery	
Homicide	
Felony menacing	
Sex assault on a child	
Traffic crash	1
Kidnapping	
Vehicular assault	
Child abuse	
Stalking	
Other: suicide attempt, death notification, medical assist	3
<b>TOTAL</b>	<b>25</b>

# Victim Services Program

## Summary

### Meetings/Events:

- Coordinator attended quarterly meeting of Mesa County SART team

### Other:

- Five new victim advocates have completed shadowing shifts and in process of check-out with coordinator
- Contract advocate covered eight 12-hour shifts
- Callback program volunteer placed 48 calls (talked directly with 12 victims, others were left voice messages)