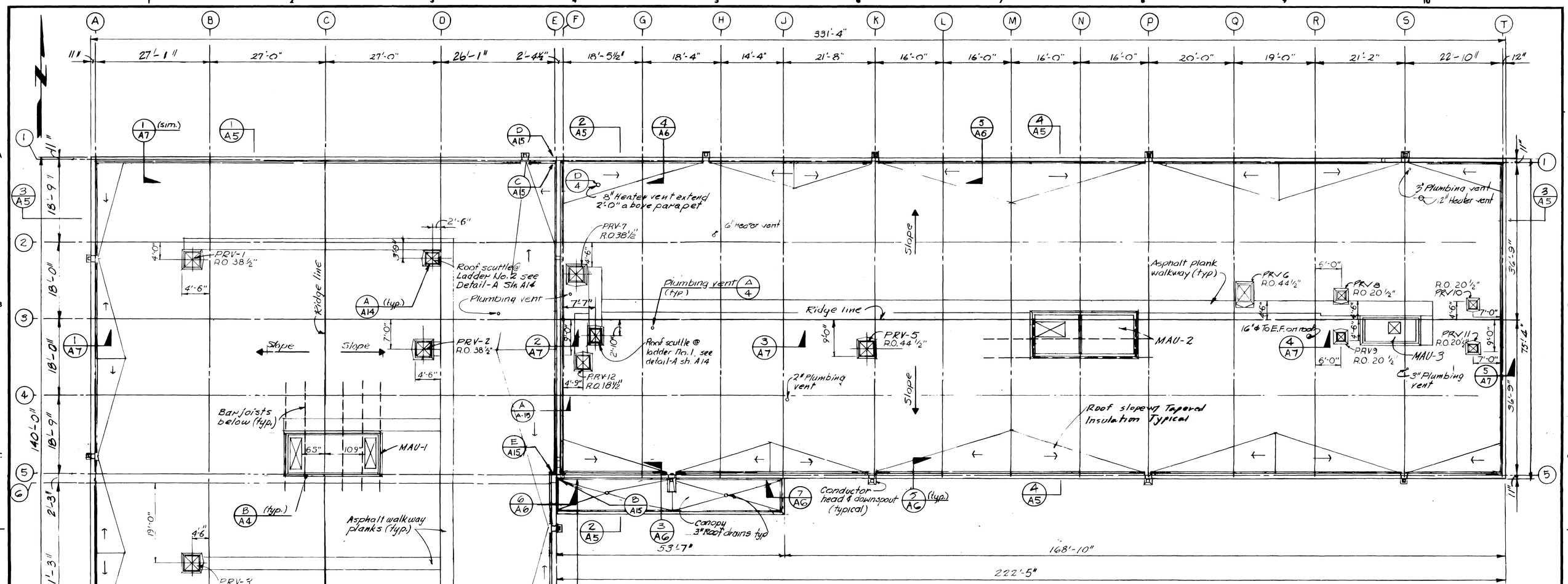

ROOF PLAN
Scale: 3/32" = 1'-0"

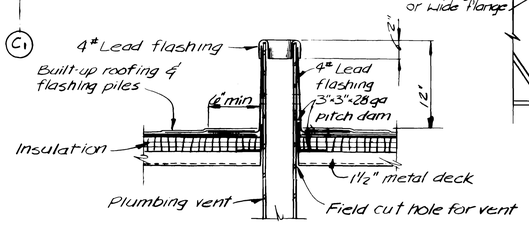

VENT DETAIL (A/4)
Scale: 1½" = 1'-0"

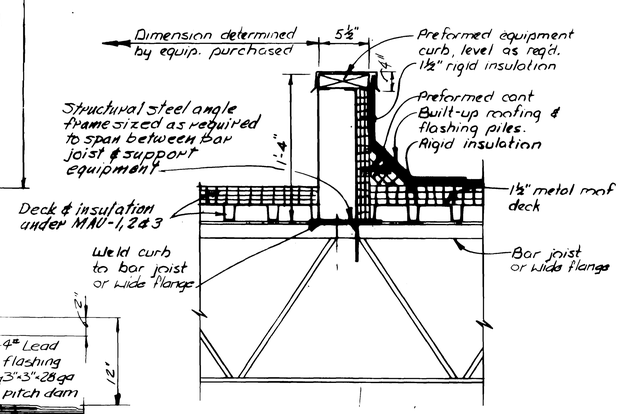

DETAIL (B/4)
Scale: 1½" = 1'-0"

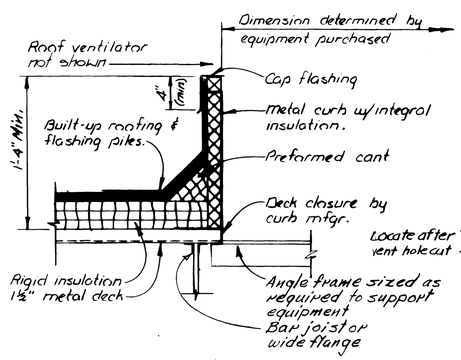

DETAIL (C/4)
Scale: 1½" = 1'-0"

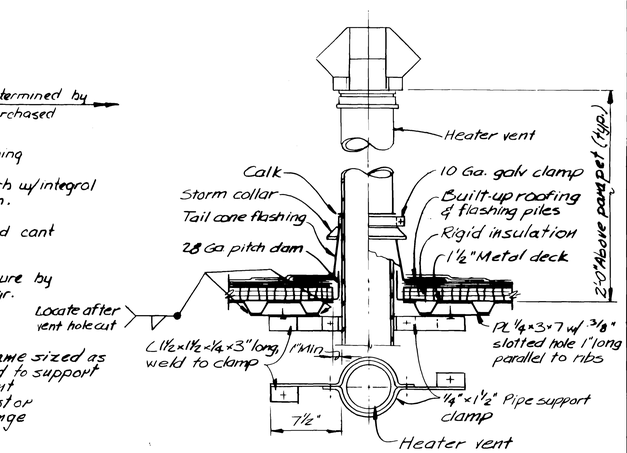

DETAIL (D/4)
No Scale

DATE	REVISIONS AND RECORD OF ISSUE	NO.	BY	CK	APP
8-9-82	Conforms to Construction Records		TL	BR	

DESIGNED SJS, RGB
DETAILED MKM, SGS
CHECKED CFW, RGB
APPROVED JW Keller
DATE MARCH 20, 1981

A JOINT VENTURE
BLACK & VEATCH ENGINEERS-ARCHITECTS
Denver, Colorado
ARMSTRONG ENGINEERS and ASSOCIATES, INC.
Grand Junction, Colorado

PROJECT NO. 9151

PHASE I
MUNICIPAL SERVICE CENTER
CITY OF
GRAND JUNCTION, COLORADO

JACK W. KELLER REGISTERED 5167 PROFESSIONAL ENGINEER STATE OF COLORADO

A-4
SHEET 15 OF 52

0910218.TIF