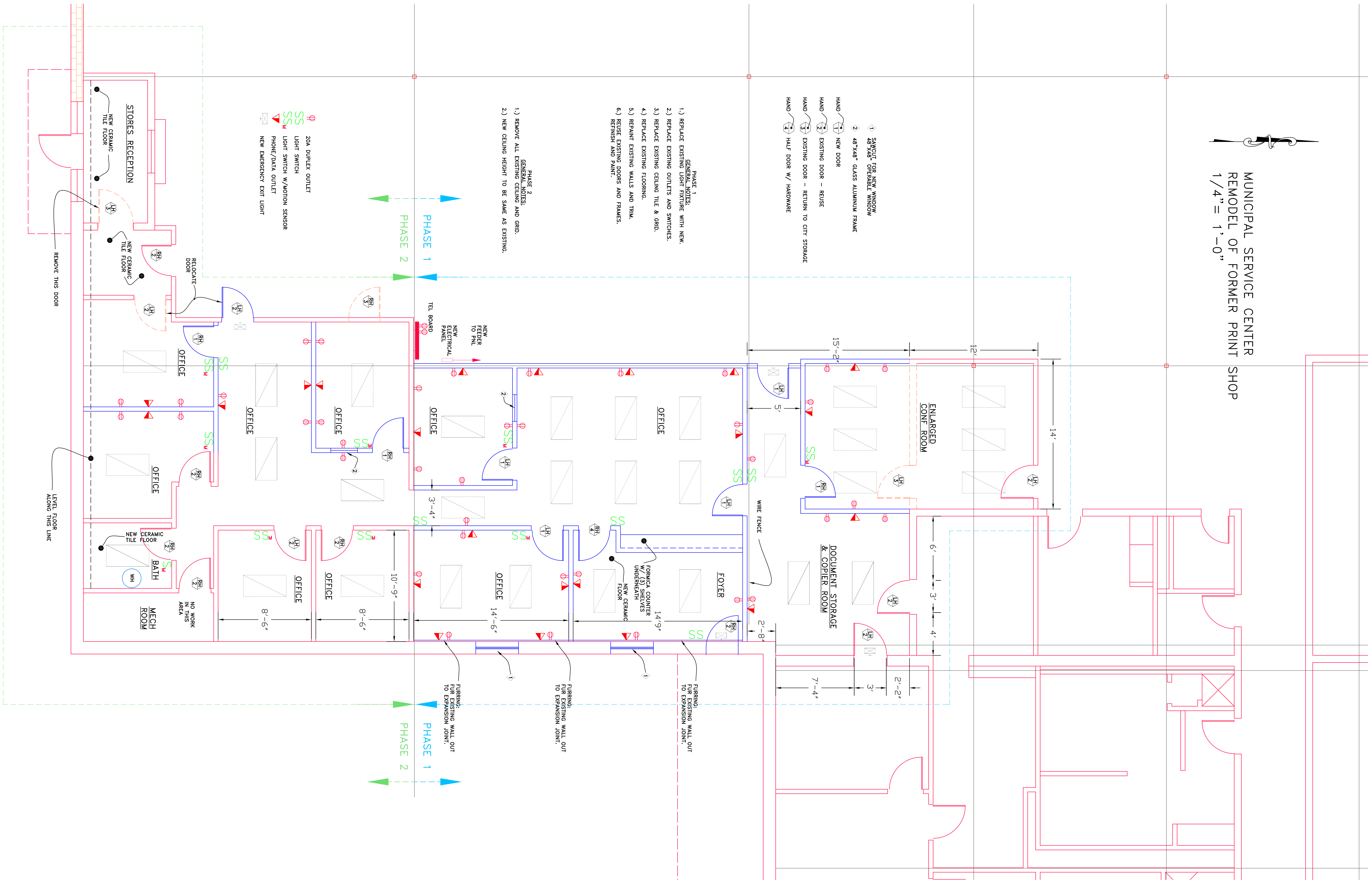




MUNICIPAL SERVICE CENTER
REMODEL OF FORMER PRINT SHOP
1/4" = 1'-0"



- PHASE 1
GENERAL NOTES:
1.) REPLACE EXISTING LIGHT FIXTURE WITH NEW.
2.) REPLACE EXISTING OUTLETS AND SWITCHES.
3.) REPLACE EXISTING CEILING TILE & GRID.
4.) REPLACE EXISTING FLOORING.
5.) REPAINT EXISTING WALLS AND TRIM.
6.) REUSE EXISTING DOORS AND FRAMES.
REFINISH AND PAINT.
- 1) SANSUIT FOR NEW WINDOW
2) 48"x48" GLASS ALUMINUM FRAME
- HAND NEW DOOR
HAND EXISTING DOOR - REUSE
HAND EXISTING DOOR - RETURN TO CITY STORAGE
HAND HALF DOOR W/ HARDWARE

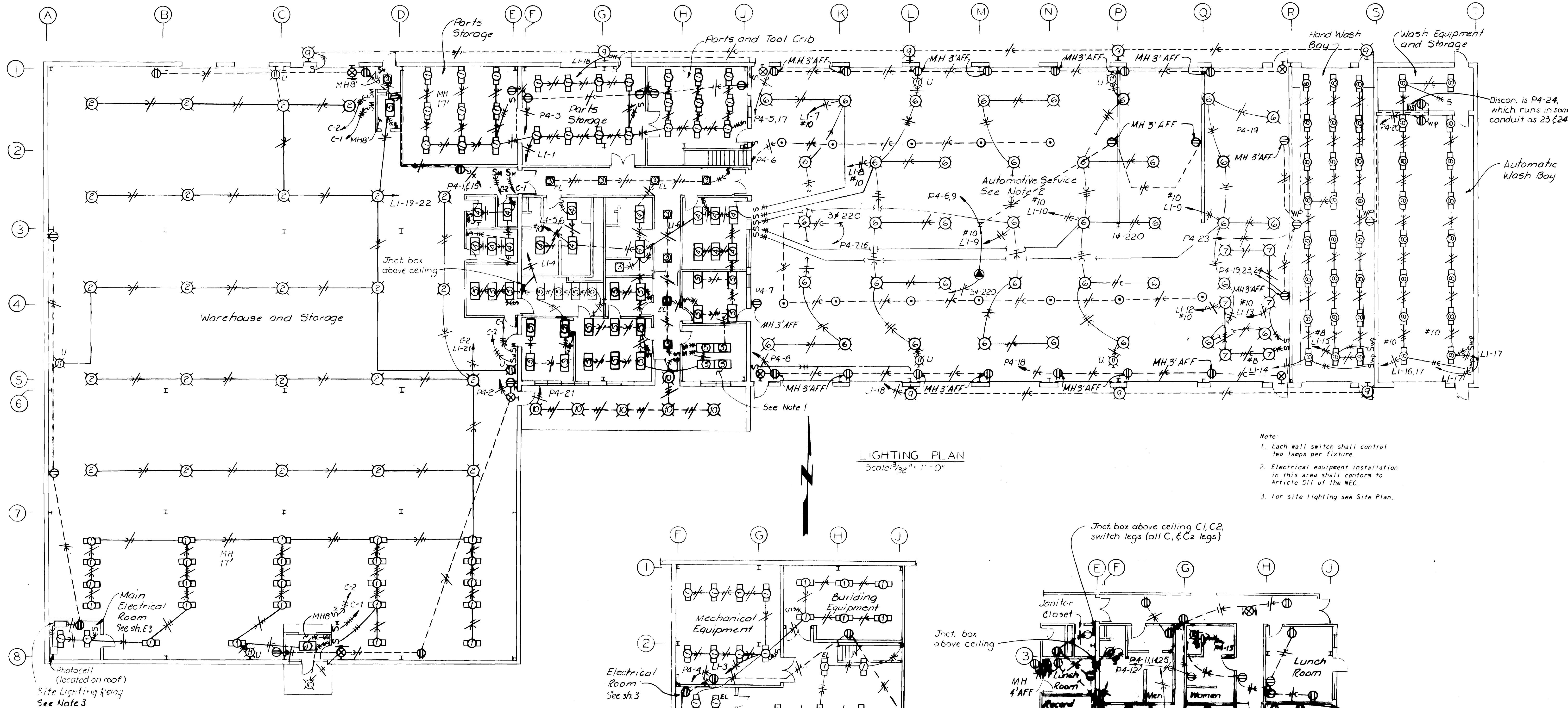
- PHASE 2
GENERAL NOTES:
1.) REMOVE ALL EXISTING CEILING AND GRID.
2.) NEW CEILING HEIGHT TO BE SAME AS EXISTING.

- 20A DUPLEX OUTLET
LIGHT SWITCH
PHONE/DATA OUTLET
NEW EMERGENCY EXIT LIGHT

FURRING:
FOR EXISTING WALL OUT
TO EXPANSION JOINT.

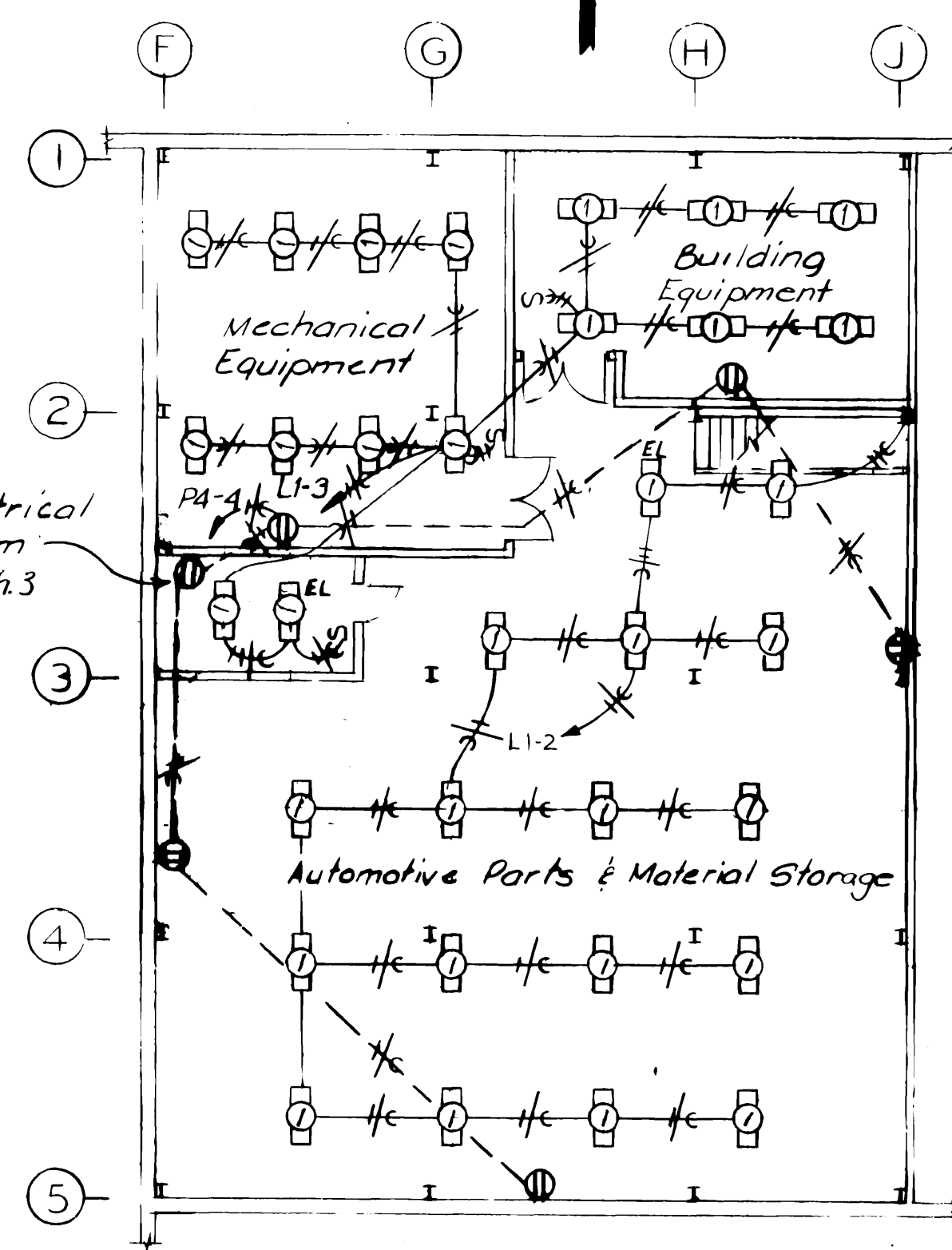
FURRING:
FOR EXISTING WALL OUT
TO EXPANSION JOINT.

FURRING:
FOR EXISTING WALL OUT
TO EXPANSION JOINT.

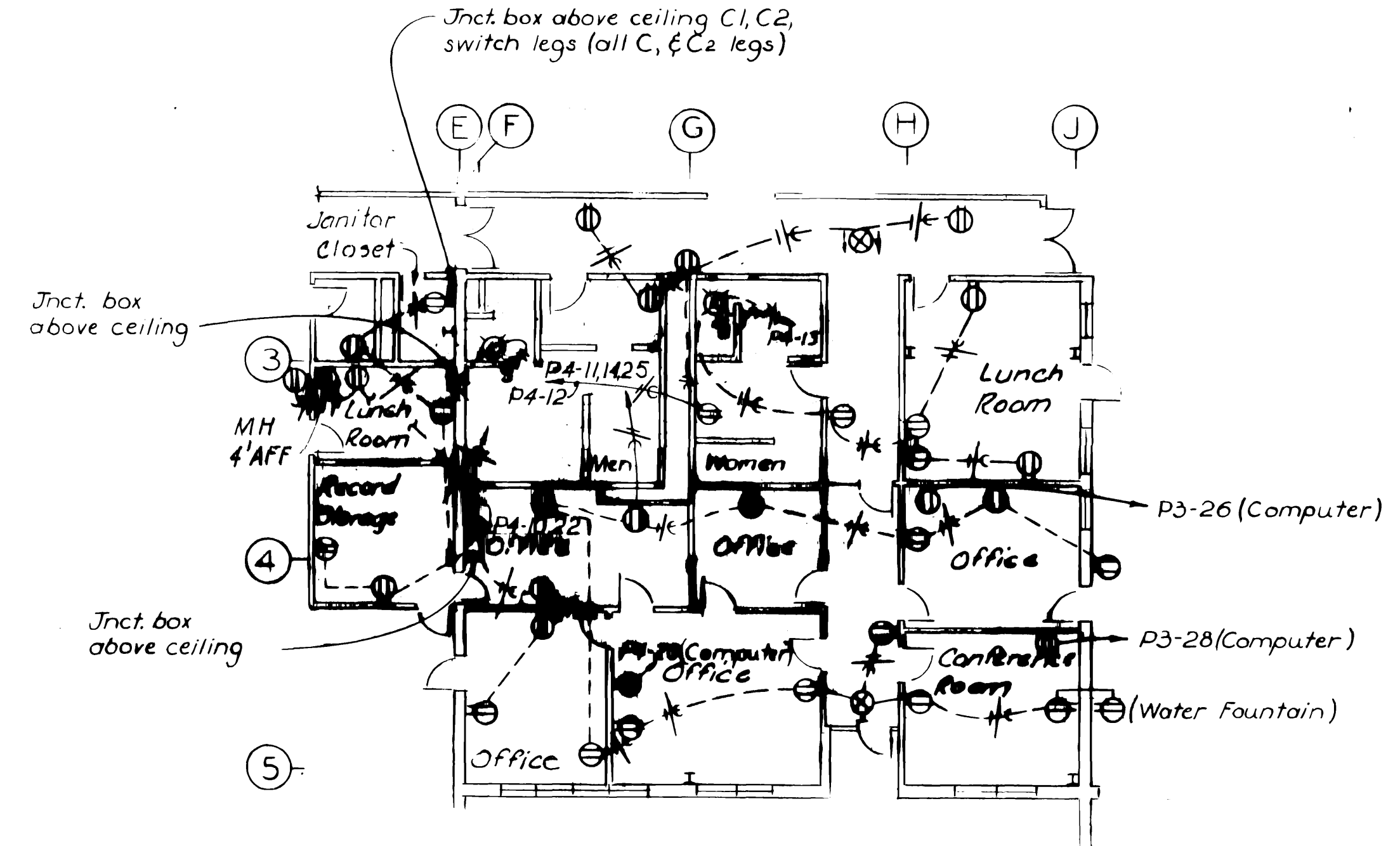


LIGHTING PLAN
Scale: 3/32" = 1'-0"

- Note:
1. Each wall switch shall control two lamps per fixture.
 2. Electrical equipment installation in this area shall conform to Article 511 of the NEC.
 3. For site lighting see Site Plan.



LIGHTING PLAN - MEZZANINE
Scale: 3/32" = 1'-0"



POWER PLAN - OFFICE AREA
Scale: 3/32" = 1'-0"

POWER PANEL PM											
120/200V, 3 PHASE, 4 WIRE, BUS AMPERS 100											
LOAD	WATTS	P	BKR.	CKT. NO.	BKR.	P	WATTS	LOAD	WATTS	P	BKR.
RECEPTACLES - WAREHOUSE	800	1	20	1	2	20	1	780	RECEPTACLES - WAREHOUSE		
RECEPTACLES - PARTS & TOOL CRIB	1000	1	20	3	4	20	1	1200	RECEPTACLES - MEZZANINE		
RECEPTACLES - SERVICE BAY	800	1	20	5	6	20	1	900	RECEPTACLES - SERVICE BAY		
RECEPTACLES - SERVICE BAY	1000	1	20	7	8	20	1	800	RECEPTACLES - SERVICE BAY		
RECEPTACLES - SERVICE BAY	600	1	20	9	10	20	1	1100	RECEPTACLES - OFFICE		
RECEPTACLES - OFFICE	1000	1	20	11	12	20	1	1000	RECEPTACLES - OFFICE		
RECEPTACLES - OFFICE	1100	1	20	13	14	20	1	1000	RECEPTACLES - OFFICE		
RECEPTACLES - WAREHOUSE	600	1	20	15	16	20	1	600	RECEPTACLES - SERVICE BAY		
RECEPTACLES - SERVICE BAY	600	1	20	17	18	20	1	600	RECEPTACLES - SERVICE BAY		
RECEPTACLES - SERVICE BAY	400	1	20	19	20	20	1	400	RECEPTACLES - WASH BAY		
LIGHTING MAIN ENTRY	600	1	20	21	22	20	1	1200	RECEPTACLES - OFFICE		
RECEPTACLES - WASH BAY	400	1	20	23	24	20	1	500	WATER HEATER		
COMPUTER RM 122				25	26	20	1		SPARE		
SPARE				27	28	20	1		SPARE		
SPARE				29	30	20	1		SPARE		

DESIGNED	EPH
DETAILED	CM
CHECKED	YOK
APPROVED	[Signature]
DATE	MARCH 20, 1981

A JOINT VENTURE	
BLACK & VEATCH	ENGINEERS - ARCHITECTS
Denver, Colorado	
ARMSTRONG ENGINEERS AND ASSOCIATES, INC.	Grand Junction, Colorado

PROJECT NO.	9151
-------------	------

DATE	8-9-82	Conforms to Construction Records	TL BR
REVISIONS AND RECORD OF ISSUE		NO.	BY

**PHASE I
MUNICIPAL SERVICE CENTER
CITY OF
GRAND JUNCTION, COLORADO**

E-2
SHEET
46 OF 52