



Purchasing Division

Invitation for Bid

IFB-5359-24-DD

Road Reconstruction of Yucatan Court and Summer Hill Court

Responses Due:

January 31, 2024, Prior to 1:00 PM

Accepting Electronic Responses Only
Responses Only Submitted Through the Rocky Mountain E-Purchasing
System (RMEPS)

www.bidnetdirect.com/colorado

(Purchasing Representative does not have access or control of the vendor side of RMEPS. If website or other problems arise during response submission, vendor **MUST** contact RMEPS to resolve the issue prior to the response deadline. 800-835-4603)

NOTE: All City solicitation openings will continue to be held virtually.

Purchasing Representative:

Dolly Daniels, Senior Buyer

dollyd@gjcity.org

970-256-4048

Invitation for Bids

Table of Contents

Section 1	Instruction to Bidders
Section 2	General Contract Conditions
Section 3	Statement of Work
Section 4	Contractor's Bid Form Price Bid Schedule

Attachments

A: Yucatan & Summer Hill Bid Plans

1. Instructions to Bidders

NOTE: It is the Contractor's responsibility to read and review all solicitation documentation in its entirety, and to ensure that it has a clear and complete understanding of not only the scope, specifications, project requirements, etc., but also all other requirements, instructions, rules, regulations, laws, conditions, statements, procurement policies, etc. that are associated with the solicitation process and project/services being solicited.

1.1 A.D.A Document Compliance Requirements: All work documents, and/or bid/proposal documents submitted, as a result of this solicitation must comply with all applicable provisions of §§24-85-101, C.R.S., et seq., and the Accessibility Standards for Individuals with a Disability, as established by the Office Of Information Technology according to Section §24-85-103 (2.5), C.R.S. and 3) all State of Colorado technology standards related to technology accessibility and with Level A.A. of the most current version of the Web Content Accessibility Guidelines (WCAG), incorporated in the State of Colorado technology standards.

1.2 Issuing Office: This Invitation for Bid (IFB) is issued by the City of Grand Junction. All contact regarding this IFB is to be directed to:

Dolly Daniels; Senior Buyer
dollyd@gjcity.org

With the exception of Pre-Bid or Site Visit Meeting(s) all questions, inquiries, comments, or communication pertaining to this solicitation (whether process, specifications, scope, etc.) must be directed (in writing) to the Purchasing Agent. Other communication may result in disqualification.

1.3 Non-Mandatory Pre-Bid Meeting: Prospective Bidders are encouraged to attend a non-mandatory pre-bid meeting. **The meeting will be held at the City Hall Auditorium located at 250 N. 5th St on Friday, January 19, 2024, at 10:00 AM.** The purpose of this meeting will be to inspect and to clarify the contents of this Invitation for Bids (IFB).

1.4 Prequalification Requirement: Contractors submitting bids over \$500,000 must be pre-qualified in accordance with the City's "*Contractors Prequalification Application*". All bids received by the specified time will be opened, but the City will reject bids over \$500,000 from contractors who have not been prequalified. Application forms for prequalification are available by clicking the [Application Link](#) Call 970-256-4082 for additional information. Due to the time required to process applications, all applications must be submitted no later than the application due date stated in the Solicitation document. Contractors may view its approved pre-qualified categories by clicking the [Pre-Qualification List Link](#).

1.5 Purpose: The City of Grand Junction is soliciting competitive bids from qualified and interested Contractors for all labor, equipment, and materials required to perform road reconstruction of Yucatan Court and Summer Hill Court. All dimensions and scope of work should be verified by Contractors prior to submission of bids.

- 1.6 **The Owner:** The Owner is the City of Grand Junction, Colorado and is referred to throughout this Solicitation. The term Owner means the Owner or its authorized representative.
- 1.7 **Compliance:** All Bidders, by submitting a bid, agree to comply with all conditions, requirements, and instructions of this IFB as stated or implied herein. Should the Owner omit anything which is necessary to clear understanding of the requirements, or should it appear that various instructions are in conflict, the Bidder(s) shall secure instructions from the Purchasing Agent prior to submittal deadline.
- 1.8 **Procurement Process:** The most current version of the City of Grand Junction [Purchasing Policy and Procedure Manual](#) is contacting.
- 1.9 **Submission:** *Each proposal shall be submitted in electronic format only, and only through the Rocky Mountain E-Purchasing website. (www.bidnetdirect.com/colorado). This site offers both “free” and “paying” registration options that allow for full access of the Owner’s documents and for electronic submission of proposals. (Note: “free” registration may take up to 24 hours to process. Please Plan accordingly.)* Please view our “**Electronic Vendor Registration Guide**” at <https://co-grandjunction.civicplus.com/501/Purchasing-Bids> for details. (Purchasing Representative does not have access or control of the vendor side of RMEPS. If the website or other problems arise during response submission, the vendor **MUST** contact RMEPS to resolve the issue prior to the response deadline **800-835-4603**).

Bid Opening Road Reconstruction Yucatan and Summer Hill Ct

Jan 31, 2024, 1:00 – 1:30 PM (America/Denver)

Please join my meeting from your computer, tablet or smartphone.

<https://meet.goto.com/715361733>

You can also dial in using your phone.

Access Code: 715-361-733

United States: [+1 \(646\) 749-3122](tel:+16467493122)

Join from a video-conferencing room or system.

Meeting ID: 715-361-733

Dial in or type: 67.217.95.2 or inroomlink.goto.com

Or dial directly: 715361733@67.217.95.2 or 67.217.95.2##715361733

Get the app now and be ready when your first meeting starts:

<https://meet.goto.com/install>

- 1.10 **Modification and Withdrawal of Bids Before Opening** Bids may be modified or withdrawn by an appropriate document stating such, duly executed and submitted to the place where Bids are to be submitted at any time prior to Bid Opening.
- 1.11 **Form for Price Bid:** All Price Bids must be made upon the Price Bid Schedule attached and should give the amounts both in words and in figures and must be signed and acknowledged by the Bidder.

The Bidder shall specify a unit price in figures for each pay item for which a quantity is given and shall provide the products (in numbers) of the respective unit prices and quantities in the Extended Amount column. The total Bid price shall be equal to the sum of all extended

amount prices. When an item in the Price Bid Schedule provides a choice to be made by the Bidder, Bidder's choice shall be indicated in accordance with the specifications for that particular item and thereafter no further choice shall be permitted.

Where the unit of a pay item is lump sum, the lump sum amount shall be shown in the "extended amount" column and included in the summation of the total Bid.

All blank spaces in the Price Bid Schedule must be properly filled out.

Bids by corporations must be executed in the corporate name by the president or vice president or other corporate office accompanied by evidence of authority to sign. The corporate address and state of incorporation shall be shown below the signature.

Bids by partnerships must be executed in the partnership name and signed by a partner whose title must appear under the signature and the official address of the partnership must be shown below the signature.

All names must be typed or printed below the signature. The Bidder's Bid shall contain an acknowledgement of receipt of all Addenda, the numbers of which shall be filled in on the Contractor's Bid Form. The contact information to which communications regarding the Bid are to be directed must be shown.

- 1.12 Exclusions:** No oral, telephonic, emailed, or facsimile bid will be considered.
- 1.13 Contract Documents:** The complete IFB and Bidder's response compose the Contract Documents. Copies of bid documents can be obtained from the City Purchasing website, <https://co-grandjunction.civicplus.com/501/Purchasing-Bids> .
- 1.14 Additional Documents:** The July 2010 edition of the "City Standard Contract Documents for Capital Improvements Construction", Plans, Specifications and other Bid Documents are available for review or download on the Purchasing Bids page at <https://co-grandjunction.civicplus.com/501/Purchasing-Bids>.
- 1.15 Definitions and Terms:** See Article I, Section 3 of the General Contract Conditions in the *Standard Contract Documents for Capital Improvements Construction*.
- 1.16 Examination of Specifications:** Bidders shall thoroughly examine and be familiar with the project Statement of Work. The failure or omission of any Bidder to receive or examine any form, addendum, or other document shall in no way relieve any Bidder from any obligation with respect to its bid. The submission of a bid shall be taken as evidence of compliance with this section. Prior to submitting a bid, each Bidder shall, at a minimum:
- a. Examine the *Contract Documents* thoroughly.
 - b. Visit the site to familiarize itself with local conditions that may in any manner affect cost, progress, or performance of the Work;
 - c. Study and carefully correlate Bidder's observations with the *Contract Documents*, and;

- d. Notify the Purchasing Agent of all conflicts, errors, ambiguities, or discrepancies in or among the *Contract Documents* within the designated inquiry period.

On request, the Owner will provide each Bidder access to the site to conduct such investigations and tests as each Bidder deems necessary for submission of a Bid. It shall be the Bidder's responsibility to make or obtain any additional examinations, investigations, explorations, tests and studies and obtain any additional information and data which pertain to the physical conditions (including without limitation, surface, subsurface and underground utilities) at or contiguous to the site or otherwise which may affect cost, progress or performance of the Work and which the Bidder deems necessary to determine its Bid for performing the Work in accordance with the time, price and other terms and conditions of the *Contract Documents*.

The lands upon which the Work is to be performed, rights of way, and access thereto, and other lands designated for use by Contractor in performing the Work, are identified on the Drawings.

Information and data reflected in the *Contract Documents* with respect to underground utilities at or contiguous to the site are based upon information and data furnished to the Owner and the Engineer by the owners of such underground utilities or others, and the Owner does not assume responsibility for the accuracy or completeness thereof, unless it is expressly provided otherwise in the *Contract Documents*.

By submission of a Bid, the Bidder shall be conclusively presumed to represent that the Bidder has complied with every requirement of these Instructions to Bidders, that the *Contract Documents* are not ambiguous and are sufficient in scope and detail to indicate and convey understanding of all terms and conditions for performance of the Work.

- 1.17 Questions Regarding Statement of Work:** Any information relative to interpretation of Scope of Work or specifications shall be requested of the Purchasing Agent, in writing, in ample time, prior to the inquiry deadline.
- 1.18 Addenda & Interpretations:** If it becomes necessary to revise any part of this solicitation, a written addendum will be posted electronically on the City's website at <https://co-grandjunction.civicplus.com/501/Purchasing-Bids>. The Owner is not bound by any oral representations, clarifications, or changes made in the written specifications by Owner, unless such clarification or change is provided in written addendum form from the City Purchasing Representative.
- 1.19 Taxes:** The Owner is exempt from State, County, and Municipal Sales Tax and Federal Excise Tax, therefore, all fees/bids should not include taxes.
- 1.20 Sales and Use Taxes:** The Contractor and all Subcontractors are required to obtain exemption certificates from the Colorado Department of Revenue for sales and use taxes in accordance with the provisions of the General Contract Conditions, Section XVI "Taxes". Bids shall reflect this method of accounting for sales and use taxes on materials, fixtures, and equipment.

- 1.21 Offers Binding 60 Days:** Unless additional time is required by the Owner, or otherwise specified, all formal offers submitted shall be binding for sixty (60) calendar days following opening date, unless the Bidder, upon request of the Purchasing Agent, agrees to an extension.
- 1.22 Exceptions and Substitutions:** All bids meeting the intent of this IFB shall be considered for award. A Bidder taking exception to the specifications does so at the Bidder's risk. The Owner reserves the right to accept or reject any or all substitutions or alternatives. When offering substitutions and/or alternatives, Bidder must state any exception(s) in the section to which the exception(s) pertain. Exception/substitution, if accepted, must meet, or exceed the stated intent and/or specifications. The absence of stated exception(s) indicates that the Bidder has not taken exception, and if awarded a Contract shall hold the Bidder responsible to perform in strict accordance with the specifications or scope of the bid and Contract Documents.
- 1.23 Collusion Clause:** Each Bidder submitting a bid certifies that it is not party to any collusive action or any action that may be in violation of the Sherman Antitrust Act. Any and all bids shall be rejected if there is evidence or reason for believing that collusion exists among Bidders. The Owner may, or may not, accept future bids for the same Work or commodities from participants in such collusion.
- 1.24 Disqualification of Bidders:** A Bid will not be accepted from, nor shall a Contract be awarded to, any person, Contractor, or corporation that is in arrears to the Owner, upon debt or Contract, or that has defaulted, as surety or otherwise, upon any obligation to the Owner, or that is deemed irresponsible or unreliable.

Bidders may be required to submit satisfactory evidence of responsibility, have a practical knowledge of the project bid upon and that has the necessary financial and other resources to complete the proposed Work.

Either of the following reasons, without limitation, shall be considered sufficient to disqualify a Bidder and Bid:

- a. More than one Bid is submitted for the same Work from an individual, Contractor, or corporation under the same or different name: and
 - b. Evidence of collusion among Bidders. Any participant in such collusion shall not receive recognition as a Bidder for any future Work of the Owner until such participant has been reinstated as a qualified Bidder.
- 1.25 Public Disclosure Record:** If the Bidder has knowledge of its employee(s) or sub-contractors having an immediate family relationship with an Owner employee or elected official, the Bidder must provide the Purchasing Agent with the name(s) of the individuals. The individuals are required to file a "Public Disclosure Record", a statement of financial interest, before conducting business with the Owner.

2. General Contract Conditions for Construction Projects

- 2.1 The Contract:** This Invitation for Bid, submitted documents, and any negotiations, when properly accepted by the Owner, shall constitute an enforceable agreement equally binding between the Owner and Contractor. The Contract represents the entire and integrated agreement between the Owner and the Contractor and supersedes all prior negotiations, representations, or agreements, either written or oral including the bid documents. The Contract may be amended or modified with Change Orders, Field Orders, or Addendums.
- 2.2. The Work:** The term Work includes all labor necessary to produce the construction required by the Contract Documents, and all materials and equipment incorporated or to be incorporated in such construction.
- 2.3. Execution, Correlation, Intent, and Interpretations:** The Contract Documents shall be signed by the Owner and Contractor. By executing the Contract, the Contractor represents that it has familiarized itself with the local conditions under which the Work is to be performed and correlated its observations with the requirements of the Contract Documents. The Contract Documents are complementary, and what is required by anyone, shall be as binding as if required by all. The intention of the Contract Documents is to include all labor, materials, equipment, services, and other items necessary for the proper execution and completion of the Scope of Work as defined in the technical specifications and drawings contained herein. All drawings, specifications and copies furnished by the Owner are, and shall remain, Owner property. It is not to be used on any other project.
- 2.4. The Owner:** The Owner is the City of Grand Junction, Colorado (City) and is referred to throughout the Contract Documents. The term Owner means the Owner or its authorized representative. The Owner shall, at all times, have access to the Work wherever it is in preparation and progress. The Contractor shall provide facilities for such access. The Owner will make periodic visits to the site to familiarize itself generally with the progress and quality of Work and to determine, in general, if the Work is proceeding in accordance with the Contract Documents. Based on such observations and the Contractor's Application for Payment, the Owner will determine the amounts owing to the Contractor and will issue Certificates for Payment in such amounts as provided in the Contract. The Owner will have authority to reject Work which does not conform to the Contract Documents. Whenever, in the Owner's reasonable opinion, it considers it necessary or advisable to ensure the proper implementation of the intent of the Contract Documents, it will have authority to require the Contractor to stop the Work or any portion, or to require special inspection or testing of the Work, whether or not such Work can be then be fabricated, installed, or completed. The Owner will not be responsible for the acts or omissions of the Contractor, and Sub-Contractor, or any of its agents or employees, or any other persons performing any of the Work.
- 2.5. Contractor:** The Contractor is the person or organization identified as such in the Contract and is referred to throughout the Contract Documents. The term Contractor means the Contractor or its authorized representative. The Contractor shall carefully study and compare the General Contract Conditions of the Contract, Specifications and

Drawings, Scope of Work, Addenda and Modifications and shall at once report to the Owner any error, inconsistency, or omission it may discover. Contractor shall not be liable to the Owner for any damage resulting from such errors, inconsistencies, or omissions. The Contractor shall not commence Work without clarifying Drawings, Specifications, or Interpretations.

- 2.6. Sub-Contractors:** A Sub-Contractor is a person or organization who has a direct Contract with the Contractor to perform any of the Work at the site. The term Sub-Contractor is referred to throughout the Contract Documents and means a Sub-Contractor or its authorized representative.
- 2.7. Award of Sub-Contractors & Other Contracts for Portions of the Work:** Contractor shall submit with its bid response to the Owner, in writing for acceptance, a list of the names of the sub-contractors or other persons or organizations proposed for such portions of the Work as may be designated in the proposal requirements, or, if none is so designated, the names of the sub-contractors proposed for the principal portions of the Work. Prior to the award of the Contract, the Owner shall notify the successful Contractor in writing if, after due investigation, has reasonable objection to any person or organization on such list. If, prior to the award of the Contract, the Owner has a reasonable and substantial objection to any person or organization on such list and refuses in writing to accept such person or organization, the successful Contractor may, prior to the award, withdraw its Bid without forfeiture of proposal security. If the successful Contractor submits an acceptable substitute with an increase in the proposed price to cover the difference in cost occasioned by the substitution, the Owner may, at its discretion, accept the increased proposal or may disqualify the Contractor. If, after the award, the Owner refuses to accept any person or organization on such list, the Contractor shall submit an acceptable substitute and the Contract sum shall be increased or decreased by the difference in cost occasioned by such substitution and an appropriate Change Order shall be issued. However, no increase in the Contract sum shall be allowed for any such substitution unless the Contractor has acted promptly and responsively in submitting a name with respect thereto prior to the award.
- 2.8. Quantities of Work and Unit Price:** Materials or quantities stated as unit price items in the Bid are supplied only to give an indication of the general scope of the Work, and are as such, estimates only. The Owner does not expressly or by implication agree that the actual amount of Work or material will correspond therewith and reserves the right after award to increase or decrease the quantity of any unit item of the Work without a change in the unit price except as set forth in Article VIII, Section 70 of the *General Contract Conditions*. The City also reserves the right to make changes in the Work (including the right to delete any bid item in its entirety or add additional bid items) as set forth in Article VIII, Sections 69 through 71 of the *General Contract Conditions*.
- 2.9. Substitutions:** The materials, products and equipment described in the *Solicitation Documents* shall be regarded as establishing a standard of required performance, function, dimension, appearance, or quality to be met by any proposed substitution. No substitution will be considered prior to receipt of Bids unless the Bidder submits a written request for approval to the Purchasing Agent at least ten (10) days prior to the date for receipt of Bids. Such requests for approval shall include the name of the material or equipment for which substitution is sought and a complete description of the proposed

substitution including drawings, performance and test data, and other information necessary for evaluation, including samples if requested. The Bidder shall set forth changes in other materials, equipment, or other portions of the Work including changes of the Work of other Contracts, which incorporation of the proposed substitution would require to be included. The Owner's decision of approval or disapproval of a proposed substitution shall be final. If the Owner approves a proposed substitution before receipt of Bids, such approval will be set forth in an Addendum. Bidders shall not rely upon approvals made in any other manner.

- 2.10. Supervision and Construction Procedures:** The Contractor shall supervise and direct the Work, using its best skill and attention. It shall be solely responsible for all construction means, methods, techniques, sequences, and procedures and for coordinating all portions of the Work under the Contract.
- 2.11. Warranty:** The Contractor warrants to the Owner that all materials and equipment furnished under this Contract will be new unless otherwise specified, and that all Work will be of good quality, free from faults and defects and in conformance with the Contract Documents. All Work not conforming to these standards may be considered defective. If required by Owner, the Contractor shall furnish satisfactory evidence as to the kind and quality of materials and equipment. If within ten (10) days after written notice to the Contractor requesting such repairs or replacement, the Contractor should neglect to make or undertake with due diligence to the same, the City may make such repairs or replacements. All indirect and direct costs of such correction or removal or replacement shall be at the Contractor's expense. The Contractor will also bear the expenses of making good all Work of others destroyed or damaged by the correction, removal, or replacement of its defective Work.
- 2.12. Permits, Fees, & Notices:** The Contractor shall secure and pay for all permits, governmental fees, and licenses necessary for the proper execution and completion of the Work. The Contractor shall give all notices and comply with all laws, ordinances, rules, regulations, and orders of any public authority, including the City, bearing on the performance of the Work. If the Contractor observes that any of the Contract Documents are at variance in any respect, it shall promptly notify the Purchasing Agent in writing, and any necessary changes shall be adjusted. If the Contractor performs any Work knowing it to be contrary to such laws, ordinances, rules, and regulations, and without such notice to the Owner, it shall assume full responsibility and shall bear all costs attributable to the non-conforming Work.
- 2.13. Responsibility for Those Performing the Work:** The Contractor shall be responsible to the Owner for the acts and omissions of all its employees and all sub-contractors, its agents and employees, and all other persons performing any of the Work under a Contract with the Contractor.
- 2.14. Use of the Site:** The Contractor shall confine operations at the site to areas permitted by law, ordinances, permits and the Contract Documents, and shall not unreasonably encumber the site with any materials or equipment.
- 2.15. Cleanup:** The Contractor shall keep the premises free from accumulation of waste materials or rubbish caused by its operations. At the completion of Work, it shall remove

all its waste materials and rubbish from and about the Project, as well as all its tools, construction equipment, machinery, and surplus materials.

- 2.16. Insurance Requirements:** The selected Contractor agrees to procure and maintain, at its own cost, policy(s) of insurance sufficient to insure against all liability, claims, demands, and other obligations assumed by the Contractor pursuant to the Contract. Such insurance shall be in addition to any other insurance requirements imposed by this Contract or by law. The Contractor shall not be relieved of any liability, claims, demands, or other obligations assumed pursuant to the Contract by reason of its failure to procure or maintain insurance in sufficient amounts, durations, or types.

Contractor shall procure and maintain and, if applicable, shall cause any Sub-Contractor of the Contractor to procure and maintain insurance coverage listed below. Such coverage shall be procured and maintained with forms and insurers acceptable to Owner. All coverage shall be continuously maintained to cover all liability, claims, demands, and other obligations assumed by the Contractor pursuant to the Contractor. In the case of any claims-made policy, the necessary retroactive dates and extended reporting periods shall be procured to maintain such continuous coverage. Minimum coverage limits shall be as indicated below unless specified otherwise in the Special Conditions:

(a) Worker Compensation: Contractor shall comply with all State of Colorado Regulations concerning Workers' Compensation insurance coverage.

(b) General Liability insurance with minimum limits of:

ONE MILLION DOLLARS (\$1,000,000) each occurrence and
ONE MILLION DOLLARS (\$1,000,000) per job aggregate.

The policy shall be applicable to all premises, products, and completed operations. The policy shall include coverage for bodily injury, broad form property damage (including completed operations), personal injury (including coverage for contractual and employee acts), blanket contractual, products, and completed operations. The policy shall include coverage for explosion, collapse, and underground (XCU) hazards. The policy shall contain a severability of interests' provision.

(c) Comprehensive Automobile Liability insurance with minimum limits for bodily injury and property damage of not less than:

ONE MILLION DOLLARS (\$1,000,000) each occurrence and
ONE MILLION DOLLARS (\$1,000,000) aggregate

(d) Professional Liability & Errors and Omissions Insurance policy with a minimum of:

ONE MILLION DOLLARS (\$1,000,000) per claim

This policy shall provide coverage to protect the City against liability incurred as a result of the professional Services performed as a result of responding to this Solicitation.

With respect to each of Contractors owned, hired, or non-owned vehicles assigned to be used in performance of the Work. The policy shall contain a severability of interest provision.

2.16.1 Additional Insured Endorsement: The policies required by paragraphs (b), and (c) above shall be endorsed to include Grand Junction, its Elected and Appointed Officials, Employees and Volunteers as Additional Insured. Every required policy above shall be primary insurance, and any insurance carried by the Owner, its officers, or its employees, or carried by or provided through any insurance pool of the Owner, shall be excess and not contributory insurance to that provided by the Contractor. The Contractor shall be solely responsible for any deductible losses under any policy required above.

2.17. Indemnification: The Contractor shall defend, indemnify and save harmless the Owner, and all its officers, employees, insurers, and self-insurance pool, from and against all liability, suits, actions, or other claims of any character, name and description brought for or on account of any injuries or damages received or sustained by any person, persons, or property on account of any negligent act or fault of the Contractor, or of any Contractor's agent, employee, Sub-Contractor or supplier in the execution of, or performance under, any Contract which may result from proposal award. Contractor shall pay any judgment with cost which may be obtained by and/or against the Owner growing out of or under the performance.

2.18. Miscellaneous Conditions: Material Availability: Contractors must accept responsibility for verification of material availability, production schedules, and other pertinent data prior to submission of bid. It is the responsibility of the Bidder to notify the Owner immediately if materials specified are discontinued, replaced, or not available for an extended period of time.

2.19. Time: Time is of the essence with respect to the time of completion of the Project and any other milestones or deadline which are part of the Contract. It will be necessary for each Bidder to satisfy the City with its ability to complete the Work within the Contract time set forth in the Contract Documents. The Contract time is the period of time allotted in the Contract Documents for completion of the Work. The date of commencement of the Work is the date established in a Notice to Proceed. If there is no Notice to Proceed, it shall be the date of the Contract, or such other date as may be established therein, or as established as entered on the Bid Form. The Date of Final Completion of the Work is the date certified by the Owner when all construction, and all other Work associated to include, but not be limited to: testing, QA/QC, receipt of required reports and/or forms, grant requirements (if applicable), punch list items, clean-up, receipt of drawings and/or as-builts, etc., is fully complete, and in accordance with the Contract Documents.

2.20. Progress & Completion: The Contractor shall begin the Work on the Commencement Date as noted on the Notice to Proceed and perform the Work expeditiously with adequate forces to complete the Work within the Contract time/by the completion date.

2.21. Payment & Completion: The Contract Sum is stated in the Contract and is the total amount payable by the Owner to the Contractor for the performance of the Work under the Contract Documents. Upon receipt of written notice that the Work is ready for final

inspection and acceptance and upon receipt of application for payment, the Owner's Project Manager will promptly make such inspection and, when it finds the Work acceptable under the Contract Documents and the Contract fully performed, the Owner shall make payment in the manner provided in the Contract Documents.

- 2.22. Bid Bond:** Each Bid shall as a guaranty of good faith on the part of the Bidder be accompanied by a Bid Guaranty consisting of a certified or cashier's check drawn on an approved national bank or trust company in the state of Colorado and made payable without condition to the City; or a **Bid Bond** written by an approved corporate surety in favor of the City. The amount of the Bid Guaranty shall not be less than 5% of the total Bid amount. Once a Bid is accepted and a Contract is awarded, the successful Bidder has ten (10) calendar days to enter into a Contract in the form prescribed and to furnish the bonds with a legally responsible and approved surety. Failure to do so will result in forfeiture of the Bid Guaranty to the City as Liquidated Damages. Each Bidder shall guarantee its total bid price for a period of sixty (60) Calendar Days from the date of the bid opening.
- 2.23. Performance & Payment Bonds:** Contractor shall furnish a Performance and a Payment Bond, each in an amount at least equal to that specified for the Contract as security for the faithful performance and payment of all Contractor's obligations under the Contract Documents. The bonds shall remain in effect for the duration of the Warranty Period (as specified in the Special Conditions). Contractor shall also furnish other bonds as required by the Special Conditions. All bonds shall be in the forms prescribed by the Contract Documents and be executed by such sureties as (1) are licensed to conduct business in the State of Colorado and (2) are named in the current list of "Companies Holding Certificates of Authority as Acceptable Sureties on Federal Bonds and as Acceptable Reinsuring Companies" as published in Circular 570 (amended) by the Audit Staff, Bureau of Accounts, U.S. Treasury Department. All bonds signed by an agent must be accompanied by a certified copy of the Authority Act. If the surety on any bond furnished by the Contractor is declared bankrupt, or becomes insolvent, or its rights to do business in Colorado are terminated, or it ceases to meet the requirements of clauses (1) and (2) of this section, Contractor shall within five (5) days thereafter substitute another bond and surety, both of which shall be acceptable to the City.
- 2.24. Retention:** The Owner will deduct money from the partial payments in amounts considered necessary to protect the interest of the Owner and will retain this money until completion of the entire Contract. The amount to be retained from partial payments will be five (5%) percent of the value of the completed Work, and not greater than five (5%) percent of the amount of the Contract. When the retainage has reached five (5%) percent of the amount of the Contract no further retainage will be made and this amount will be retained until such time as final payment is made.
- 2.25. Liquidated Damages for Failure to Enter Into Contract:** Should the successful Bidder fail or refuse to enter into the Contract within ten (10) Calendar days from the issuance of the Notice of Award, the City shall be entitled to collect the amount of such Bidder's Bid Guaranty as Liquidated Damages, not as a penalty but in consideration of the mutual release by the City and the successful Bidder of all claims arising from the City's issuance of the Notice of Award and the successful Bidder's failure to enter into the Contract and the costs to award the Contract to any other Bidder, to readvertise, or otherwise dispose of the Work as the City may determine best serves its interest.

2.26. Liquidated Damages for Failure to Meet Project Completion Schedule: If the Contractor does not achieve Final Completion by the required date, whether by neglect, refusal or any other reason, the parties agree and stipulate that the Contractor shall pay liquidated damages to the City for each such day that final completion is late. As provided elsewhere, this provision does not apply for delays caused by the City. The date for Final Completion may be extended in writing by the Owner.

The Contractor agrees that as a part of the consideration for the City's awarding of this Contract liquidated damages in the daily amount of **\$1,000.00** is reasonable and necessary to pay for the actual damages resulting from such delay. The parties agree that the real costs and injury to the City for such delay include hard to quantify items such as: additional engineering, inspection and oversight by the City and its agents; additional Contract administration; inability to apply the efforts of those employees to the other Work of the City; perceived inefficiency of the City; citizens having to deal with the construction and the Work, rather than having the benefit of a completed Work, on time; inconvenience to the public; loss of reputation and community standing for the City during times when such things are very important and very difficult to maintain.

The Contractor must complete the Work and achieve final completion included under the Bid Schedule in the number of consecutive calendar days after the City gives its written Notice to Proceed. When the Contractor considers the entire Work ready for its intended use, Contractor shall certify in writing that the Work is fully complete. Final Completion date is the date by which the Contractor shall have fully completed all clean-up, and all items that were identified by the City in the inspection for final completion. Unless otherwise stated in the Special Conditions, for purposes of this liquidated damages clause, the Work shall not be finished, and the Contract time shall continue to accrue until the City gives its written Final Acceptance.

If the Contractor fails to pay said liquidated damages promptly upon demand thereof after having failed to achieve Final Completion on time, the City shall first look to any retainage or other funds from which to pay said liquidated damages; if retainage or other liquid funds are not available to pay said liquidated damages amounts, the Surety on the Contractor's Performance Bond and Payment Bond shall pay such liquidated damages. In addition, the City may withhold all, or any part of, such liquidated damages from any payment otherwise due to the Contractor.

Liquidated damages as provided do not include any sums to reimburse the City for extra costs which the City may become obligated to pay on other Contracts which were delayed or extended because of the Contractor's failure to complete the Work within the Contract Time. Should the City incur additional costs because of delays or extensions to other Contracts resulting from the Contractor's failure of timely performance, the Contractor agrees to pay these costs that the City incurs because of the Contractor's delay, and these payments are separate from and in addition to any liquidated damages.

The Contractor agrees that the City may use its own forces or hire other parties to obtain Final Completion of the Work if the time of completion has elapsed and the Contractor is not diligently pursuing completion. In addition to the Liquidated Damages provided for, the Contractor agrees to reimburse the City for all expenses thus incurred.

- 2.27. Contingency/Force Account/Minor Contract Revisions:** Contingency/Force Account/Minor Contract Revisions Work will be authorized by the Owner's Project Manager and is defined as minor expenses to cover miscellaneous or unforeseen expenses related to the Project. The expenses are not included in the Drawings, Specifications, or Scope of Work and are necessary to accomplish the scope of this Contract. Contingency/Force Account/Minor Contract Revisions Authorization will be directed by the Owner through an approved form. Contingency/Force Account/Minor Contract Revisions funds are the property of the Owner and any Contingency/Force Account/Minor Contract Revisions funds, not required for Project completion, shall remain the property of the Owner. Contractor is not entitled to any Contingency/Force Account/Minor Contract Revisions funds, that are not authorized by Owner or Owner's Project Manager.
- 2.28. Protection of Persons & Property:** The Contractor shall comply with all applicable laws, ordinances, rules, regulations, and orders of any public authority having jurisdiction for the safety of persons or property or to protect it from damage, injury, or loss. Contractor shall erect and maintain, as required by existing safeguards for safety and protection, and all reasonable precautions, including posting danger signs or other warnings against hazards promulgating safety regulations and notifying owners and users of adjacent utilities. When or where any direct or indirect damage or injury is done to public or private property by or on account of any act, omission, neglect, or misconduct by the Contractor in the execution of the Work, or in consequence of the non-execution thereof by the Contractor, it shall restore, at its own expense, such property to a condition similar or equal to that existing before such damage or injury was done, by repairing, rebuilding, or otherwise restoring as may be directed, or it shall make good such damage or injury in an acceptable manner.
- 2.29. Changes in the Work:** The Owner, without invalidating the Contract, may order changes in the Work within the general scope of the Contract consisting of additions, deletions or other revisions, the Contract sum, and the Contract time being adjusted accordingly. All such changes in the Work shall be authorized by a Change Order and shall be executed under the applicable conditions of the Contract Documents. A Change Order is a written order to the Contractor signed by the Owner issued after the execution of the Contract, authorizing a change in the Work or an adjustment in the Contract sum or the Contract time. The Contract sum and the Contract time may be changed only by Change Order.
- 2.30. Claims for Additional Cost or Time:** If the Contractor wishes to make a claim for an increase in the Contract sum or an extension in the Contract time, it shall give the Owner written notice thereof within a reasonable time after the occurrence of the event giving rise to such claim. This notice shall be given by the Contractor before proceeding to execute the Work, except in an emergency endangering life or property in which case the Contractor shall proceed in accordance with the regulations on safety. No such claim shall be valid unless so made. Any change in the Contract sum or Contract time resulting from such claim shall be authorized by Change Order.
- 2.31. Minor Changes in the Work:** The Owner shall have authority to order minor changes in the Work not involving an adjustment in the Contract sum or an extension of the Contract time and not inconsistent with the intent of the Contract Documents.

- 2.32. Field Orders:** The Owner may issue written Field Orders which interpret the Contract Documents in accordance with the specifications, or which order minor changes in the Work in accordance with the agreement, without change in the Contract sum or time. The Contractor shall carry out such Field Orders promptly.
- 2.33. Uncovering & Correction of Work:** The Contractor shall promptly correct all Work rejected by the Owner as defective or as failing to conform to the Contract Documents whether observed before or after substantial completion and whether or not fabricated installed or competed. The Contractor shall bear all costs of correcting such rejected Work, including the cost of the Owner's additional services thereby made necessary. If within one (1) year after the date of completion or within such longer period of time as may be prescribed by law or by the terms of any applicable special guarantee required by the Contract Documents, any of the Work found to be defective or not in accordance with the Contract Documents, the Contractor shall correct it promptly after receipt of a written notice from the Owner to do so unless the Owner has previously given the Contractor a written acceptance of such condition. The Owner shall give such notice promptly after discovery of condition. All such defective or non-conforming Work shall be removed from the site where necessary and the Work shall be corrected to comply with the Contract Documents without cost to the Owner. The Contractor shall bear the cost of making good all Work of separate Contractors destroyed or damaged by such removal or correction. If the Owner prefers to accept defective or non-conforming Work, it may do so instead of requiring its removal and correction, in which case a Change Order will be issued to reflect an appropriate reduction in the payment or Contract sum, or, if the amount is determined after final payment, it shall be paid by the Contractor.
- 2.34. Amendment:** No oral statement of any person shall modify or otherwise change, or affect the terms, conditions or specifications stated in the resulting Contract. All amendments to the Contract shall be made in writing by the Owner.
- 2.35. Assignment:** The Contractor shall not sell, assign, transfer or convey any Contract resulting from this IFB, in whole or in part, without the prior written approval from the Owner.
- 2.36. Compliance with Laws:** Bids must comply with all Federal, State, County, and local laws governing the Work and the fulfillment of the Work for and on behalf of the public. Contractor hereby warrants that it is qualified to assume the responsibilities and render the Work described herein and has all requisite corporate authority and professional licenses in good standing required by law.
- 2.37. Confidentiality:** All information disclosed by the Owner to the Contractor for the purpose of the Work to be done or information that comes to the attention of the Contractor during the course of performing such Work is to be kept strictly confidential.
- 2.38. Conflict of Interest:** No public official and/or City/County employee shall have interest in any Contract resulting from this Invitation for Bid.
- 2.39. Contract Termination:** This Contract shall remain in effect until any of the following occurs: (1) Contract expires; (2) completion of Work; (3) final acceptance of Work or, (4) for convenience terminated by either party with a written *Notice of Cancellation* stating

therein the reasons for such cancellation and the effective date of cancellation at least thirty (30) days past notification.

2.40 Employment Discrimination: During the performance of any Work per agreement with the Owner, the Contractor, by submitting a Bid, agrees to the following conditions:

2.40.1 The Contractor shall not discriminate against any employee or applicant for employment because of race, religion, color, sex, age, handicap, or national origin except when such condition is a legitimate occupational qualification reasonably necessary for the normal operations of the Contractor. The Contractor agrees to post in conspicuous places, visible to employees and applicants for employment, notices setting forth the provisions of this nondiscrimination clause.

2.40.2 The Contractor, in all solicitations or advertisements for employees placed by or on behalf of the Contractor, shall state that such Contractor is an Equal Opportunity Employer.

2.40.3 Notices, advertisements, and solicitations placed in accordance with federal law, rule, or regulation shall be deemed sufficient for the purpose of meeting the requirements of this section.

2.41 Affirmative Action: In executing a Contract with the City, the Contractor agrees to comply with Affirmative Action and Equal Employment Opportunity regulations presented in the General Contract Conditions Section 9 "Affirmative Action/EEO.

2.42. Immigration Reform and Control Act of 1986 and Immigration Compliance: The Contractor certifies that it does not and will not during the performance of the Contract employ workers without authorization or otherwise violate the provisions of the Federal Immigration Reform and Control Act of 1986 and/or laws regulating immigration compliance.

2.43. Ethics: The Contractor shall not accept or offer gifts or anything of value nor enter into any business arrangement with any employee, official, or agent of the Owner.

2.44. Failure to Deliver: In the event of failure of the Contractor to perform in accordance with the Contract Documents, the Owner, after due oral or written notice, may procure the Work from other sources and hold the Contractor responsible for any costs resulting in additional Work, materials and/or administration services necessary to perform the Work. This remedy shall be in addition to any other remedies that the Owner may have.

2.45. Failure to Enforce: Failure by the Owner at any time to enforce the provisions of the Contract shall not be construed as a waiver of any such provisions. Such failure to enforce shall not affect the validity of the Contract or any part thereof or the right of the Owner to enforce any provision of the Contract Documents at any time in accordance with the terms thereof.

2.46. Force Majeure: The Contractor shall not be held responsible for failure to perform the duties and responsibilities imposed by the Contract due to legal strikes, fires, riots,

rebellions, and acts of God beyond the control of the Contractor, unless otherwise specified in the Contract.

2.47. Independent Contractor: The Contractor shall be legally considered an Independent Contractor and neither the Contractor nor its employees shall, under any circumstances, be considered servants or agents of the Owner. The Owner shall be at no time legally responsible for any negligence or other wrongdoing by the Contractor, its servants, or agents. The Owner shall not withhold from the Contract payments to the Contractor any federal or state unemployment taxes, federal or state income taxes, Social Security, or any other amounts for benefits to the Contractor. Further, the Owner shall not provide the Contractor with any insurance coverage or other benefits, including Workers' Compensation, normally provided by the Owner for its employees.

2.48. Nonconforming Terms and Conditions: A bid that includes terms and conditions that do not conform to the terms and conditions of this Invitation for Bid is subject to rejection as non-responsive. The Owner reserves the right to permit the Contractor to withdraw nonconforming terms and conditions from its Bid prior to a determination by the Owner of non-responsiveness based on the submission of nonconforming terms and conditions.

Items for non-responsiveness may include, but not be limited to:

- a. Submission of the Bid on forms other than those supplied by the City;
- b. Alteration, interlineation, erasure, or partial detachment of any part of the forms which are supplied herein;
- c. Inclusion of unauthorized additions conditional or alternate Bids or irregularities of any kind which may tend to make the Bid incomplete, indefinite, or ambiguous as to its meaning;
- d. Failure to acknowledge receipt of any or all issued Addenda;
- e. Failure to provide a unit price or a lump sum price, as appropriate, for each pay item listed except in the case of authorized alternative pay items;
- f. Failure to list the names of Subcontractors used in the Bid preparation as may be required in the Solicitation Documents;
- g. Submission of a Bid that, in the opinion of the Owner, is unbalanced so that each item does not reasonably carry its own proportion of cost or which contains inadequate or unreasonable prices for any item;
- h. Tying of the Bid with any other bid or Contract; and
- i. Failure to calculate Bid prices as described herein.

2.49. Evaluation of Bids and Bidders: The Owner reserves the right to:

- reject any and all Bids,
- waive any and all informalities,
- take into account any prompt payment discounts offered by Bidder,
- negotiate final terms with the Successful Bidder,
- take into consideration past performance of previous awards/Contracts with the Owner of any Contractor, Vendor, Supplier, or Service Provider in determining final award. and
- disregard any and all nonconforming, nonresponsive, or conditional Bids.

Discrepancies between words and figures will be resolved in favor of words. Discrepancies between Unit Prices and Extended Prices will be resolved in favor of the Unit Prices. Discrepancies between the indicated sum of any column of figures and the correct sum thereof will be resolved in favor of the correct sum. The corrected extensions and totals will be shown in the tabulation of Bids.

The Owner may consider the qualifications and experience of Subcontractors and other persons and organizations (including those who are to furnish the principal items of material or equipment) proposed for those portions of the Work as to which the identity of Subcontractors and other persons and organizations must be submitted. Operating costs, maintenance considerations, performance data, and guarantees of materials and equipment may also be considered by the Owner.

The Owner will conduct such investigations as deemed necessary to assist in the evaluation of any Bid and to establish the responsibility, qualifications, and financial ability of the Bidder, proposed Subcontractors, and other persons and organizations to do the Work in accordance with the *Contract Documents* to the City's satisfaction within the Contract Time.

The Bidder shall furnish the Owner with all information and data requested by the Owner to determine the ability of the Bidder to perform the Work. The Owner reserves the right to reject the Bid if the evidence submitted by, or investigation of such Bidder fails to satisfy the Owner that such Bidder is properly qualified to carry out the obligations of the Contract and to complete the Work therein.

By submitting a Bid, each Bidder authorizes the Owner to perform such investigation of the Bidder as the Owner deems necessary to establish the responsibility, qualifications, and financial ability of the Bidder and, by its signature thereon, authorizes the Owner to obtain reference information concerning the Bidder and releases the party providing such information and the Owner from any and all liability to the Bidder as a result of such reference information so provided.

The Owner reserves the right to reject the Bid of any Bidder who does not pass any evaluation to the Owner's satisfaction.

If the Contract is to be awarded, it will be awarded to the Bidder who, by evaluation, the Owner determines will best meet the Owner's interests.

The Owner reserves the right to accept or reject the Work contained in any of the Price Bid Schedules or alternates, either in whole or in part.

2.50. Award of Contract: Unless otherwise indicated, a single award will be made for all the bid items in an individual bid schedule. In the event that the Work is contained in more than one Bid Schedule, the City may award Schedules individually or in combination. In the case of two Bid Schedules which are alternative to each other, only one of such alternative Schedules will be awarded. Within forty-five (45) Calendar Days of Bid Opening, the City will issue a Notice of Award to the Successful Bidder which will be accompanied by a Contract electronically submitted via DocuSign for digital signature. Within ten (10) Calendar Days thereafter, the Successful Bidder shall sign and deliver the digitally executed Contract via DocuSign. Performance Bond, Payment Bond, and

Certificate of Insurance shall be submitted to the City within ten (10) days of Contract execution. No Contract shall exist between the Successful Bidder and the City and the Successful Bidder shall have no rights at law or in equity until the Contract has been duly executed by the City.

The Successful Bidder's failure to sign and submit a Contract and other documents set forth in this Paragraph within the prescribed time shall be just cause of annulment of the award, and forfeiture of the Bid Guaranty. The award of Contract may then be made to the next qualified Bidder in the same manner as previously prescribed.

- 2.51. Ownership:** All plans, prints, designs, concepts, etc., shall become the property of the Owner.
- 2.52. Oral Statements:** No oral statement of any person shall modify or otherwise affect the terms, conditions, or specifications stated in this document and/or resulting agreement. All modifications to this request and any agreement must be made in writing by the Owner.
- 2.53. Patents/Copyrights:** The Contractor agrees to protect the Owner from any claims involving infringements of patents and/or copyrights. In no event shall the Owner be liable to the Contractor for any claims, damages, awards and/or costs of defense arising on the grounds of patent(s)/copyright(s) infringement. Patent/copyright infringement shall null and void any agreement resulting from response to this Invitation for Bid.
- 2.54. Remedies:** The Contractor and Owner agree that both parties have all rights, duties, and remedies available as stated in the Uniform Commercial Code.
- 2.55. Venue:** Any agreement as a result of responding to this Invitation for Bid shall be deemed to have been made in, and shall be construed and interpreted in accordance with, the laws of the City of Grand Junction, Mesa County, Colorado.
- 2.56. Expenses:** Expenses incurred in preparation, submission, and presentation of a response to this Invitation for Bid are the responsibility of the Bidder and cannot be charged to the Owner.
- 2.57. Sovereign Immunity:** The Owner specifically reserves its right to sovereign immunity pursuant to Colorado law as a defense to any action arising out of this Contract.
- 2.58. Public Funds/Non-Appropriation of Funds:** Funds for payment have been provided through the Owner's budget approved by the City Council/Board of County Commissioners for the stated fiscal year only. The State of Colorado prohibits the obligation and expenditure of public funds beyond the fiscal year for which a budget has been approved. Therefore, anticipated orders or other obligations that may arise past the end of the stated Owner's fiscal year shall be subject to budget approval. The Contract, if any, will be subject to and must contain a non-appropriation of funds clause/limitation on multi-year fiscal obligations as required by Art X, Section 20 of the Colorado Constitution, and other applicable law(s).
- 2.59. Cooperative Purchasing:** Purchases as a result of this Solicitation are primarily for the City. Other governmental entities may be extended the opportunity to utilize the resultant

Contract award with the agreement of the successful Bidder and the participating agencies. All participating entities will be required to abide by the specifications, terms, conditions, and pricing established in this Bid. The quantities furnished in this Bid document are only for the City. It does not include quantities for any other jurisdiction. The City will be responsible only for the award for its jurisdiction. Other participating entities will place its own awards on its respective Purchase Orders through its purchasing office or use its purchasing card for purchase/payment as authorized or agreed upon between the provider and the individual entity. The Owner accepts no liability for payment of orders placed by other participating jurisdictions that choose to "piggy-back" on Owner's solicitation. Orders placed by participating jurisdictions under the terms of this Solicitation will indicate its specific delivery and invoicing instructions.

2.60. Keep Jobs in Colorado Act: Contractor shall be responsible for ensuring compliance with Article 17 of Title 8, Colorado Revised Statutes (C.R.S.) requiring 80% Colorado labor to be employed on public works. Contractor shall, upon reasonable notice provided by the Owner, permit the Owner to inspect documentation of identification and residency required by C.R.S. §8-17-101(2)(a). If Contractor claims it is entitled to a waiver pursuant to C.R.S. §8-17-101(1), Contractor shall state that there is insufficient Colorado labor to perform the Work such that compliance with Article 17 would create an undue burden that would substantially prevent a project from proceeding to completion and shall include evidence demonstrating the insufficiency and undue burden in its response.

Unless expressly granted a waiver by the Owner pursuant to C.R.S. §8-17-101(1), Contractor shall be responsible for ensuring compliance with Article 17 of Title 8, C.R.S. requiring 80% Colorado labor to be employed on public works. Contractor shall, upon reasonable notice provided by the Owner, permit the Owner to inspect documentation of identification and residency required by C.R.S. §8-17-101(2)(a).

2.60.1. "Public Project" is defined as:

- (a) any construction, alteration, repair, demolition, or improvement of any land, building, structure, facility, road, highway, bridge, or other public improvement suitable for and intended for use in the promotion of the public health, welfare, or safety and any maintenance programs for the upkeep of such projects.
- (b) for which appropriate or expenditure of moneys may be reasonably expected to be \$500,000.00 or more in the aggregate for any fiscal year
- (c) except any project that receives federal moneys.

3. Statement of Work

3.1 GENERAL: The City of Grand Junction is soliciting competitive bids from qualified and interested Contractors for all labor, equipment, and materials required to perform road reconstruction of Yucatan Court and Summer Hill Court. All dimensions and scope of work should be verified by Contractors prior to submission of bids.

3.2 PROJECT DESCRIPTION: The City of Grand Junction is soliciting competitive bids from qualified and interested companies for all labor, equipment, and materials required to reconstruct sections of Yucatan Court and Summerhill Court that are in a failed pavement condition. This project will require several sections of curb & gutter

be replaced to restore drainage patterns, excavation & installation of new base course material on Yucatan Court, and replacement of entire asphalt mat.

The Project will include approximately 1,100 linear feet of curb & gutter replacement, 5,650 square yards of asphalt mat removal, 5200 SY of new 12" thick aggregate base course, and 1,225 tons of asphalt paving. All dimensions and scope of work should be verified by Contractors prior to submission of bids.

3.3. SPECIAL CONDITIONS & PROVISIONS:

3.3.1 Non-Mandatory Pre-Bid Meeting: Prospective Bidders are encouraged to attend a non-mandatory pre-bid meeting. The meeting will be held at the City Hall Auditorium located at 250 N. 5th St on Friday, January 19, 2024 at 10:00 AM. The purpose of this meeting will be to inspect and to clarify the contents of this Invitation for Bids (IFB).

3.3.2 QUESTIONS REGARDING SOLICIATION PROCESS/SCOPE OF WORK:

Dolly Daniels; Senior Buyer
City of Grand Junction
dollyd@gjcity.org

3.3.3 Project Manager: The Project Manager for the Project is Eric Rink, who can be reached at (970) 244-1585. During Construction, all notices, letters, submittals, and other communications directed to the City shall be addressed and emailed or delivered to:

City of Grand Junction
Attn: Eric Rink, Project Engineer
244 N. 7th Ave.
Grand Junction, CO 81501
ericr@gjcity.org

3.3.4 Contract Administrator: The Contract Administrator for the Project is Duane Hoff Jr., Contract Administrator, who can be reached at (970)244-1545. During Construction, Contract related inquiries, issues, and other communications shall be directed to:

Duane Hoff Jr., Contract Administrator
duaneh@gjcity.org

3.3.5 Affirmative Action: The Contractor is not required to submit a written Affirmative Action Program for this Project.

3.3.6 Pricing: Pricing shall be all inclusive to include but not be limited to: all labor, equipment, supplies, materials, freight (F.O.B. Destination – Freight Pre-paid and Allowed to each site), travel, mobilization costs, fuel, set-up and take down costs, and full-time inspection costs, and all other costs related to the successful completion of the project.

The Owner shall not pay nor be liable for any other additional costs including but not limited to taxes, shipping charges, insurance, interest, penalties, termination payments, attorney fees, liquidated damages, etc.

3.3.7 Freight/Shipping: All freight/shipping shall be F.O.B. Destination – Freight Pre-Paid and Allowed to the project site(s), Grand Junction, CO. Contractor must meet all federal, state, and local rules, regulations, and requirements for providing such services.

3.3.8 Contract: A binding Contract shall consist of: (1) the IFB and any amendments thereto, (2) Additional Documents as stated in Section 1.10, (3) the Bidder’s response (bid) to the IFB, (4) clarification of the bid, if any, and (5) the City’s Purchasing Department’s acceptance of the bid by “Notice of Award” or by “Purchase Order”. All Exhibits and Attachments included In the IFB shall be incorporated into the Contract by reference.

A. The Contract expresses the complete agreement of the parties and, performance shall be governed solely by the specifications and requirements contained therein.

B. Any change to the Contract, whether by modification and/or supplementation, must be accomplished by a formal Contract amendment signed and approved by and between the duly authorized representative of the Bidder and the City Purchasing Division or by a modified Purchase Order prior to the effective date of such modification. The Bidder expressly and explicitly understands and agrees that no other method and/or no other document, including acts and oral communications by or from any person, shall be used or construed as an amendment or modification to the Contract.

3.3.9 Time of Completion: The scheduled time of completion for the Project is **60 Calendar Days** from the starting date specified in the Notice to Proceed. The start date is flexible but should be no later than May 1, 2024.

Completion is achieved when site cleanup and all punch list items (resulting from the final inspection) have been completed. Completion shall have the meaning set forth in Article I, Section 3 (Definitions and Terms) of the General Contract Conditions.

3.3.10 Working Days and Hours: The working days and hours shall be as stated in the General Contract Conditions or as mutually agreed upon in the preconstruction meeting.

All work shall be performed between the hours of 7:00 AM to 5:00 PM.

3.3.11 Licenses and Permits: Contractor is responsible for obtaining all necessary licenses and permits required for Construction, at Contractors expense. See Section 2.12. Contractor shall supply to Owner all copies of finalized permits.

3.3.12 Permits: The following permits are required for the Project and will be obtained by the City at no cost to the Contractor:

- None

The following permits are required for the Project and shall be obtained and paid for by the Contractor with the costs included in the total bid price for the Project:

- None

- 3.3.13 City Furnished Materials:** The City will furnish the following materials for the Project:
- Door Hangers
 - Detectable Warnings (Cast Iron Wet Set)
- 3.3.14 Traffic Control:** The Contractor shall provide and maintain traffic control in accordance with an approved Traffic Control Plan and the Manual on Uniform Traffic Control Devices. A Traffic Control Plan shall be prepared by the Contractor and reviewed by the City at least 10 days prior to the start of work such that adequate notices can be provided to the traveling public.
- 3.3.15 Project Signs:** Project signs, if any will be furnished and installed by the City.
- 3.3.16 Project Newsletters:** A newsletter for the Project will be prepared and distributed by the City. It will include general information about the Project including interruptions in utility services, street closures, parking restrictions, Project schedule, and names and telephone numbers of the contacts for the City and Contractor. The newsletter will be mailed approximately one week before the Contractor commences work.
- 3.3.17 Authorized Representatives of the City:** Those authorized to represent the City shall include Purchasing Agent, Engineers, and Inspectors employed by the City, only.
- 3.3.18 Stockpiling Materials and Equipment:** All stockpiling/storage shall be in accordance with General Contract Condition Section 51.
- 3.3.19 Clean-Up:** The Contractor is responsible for cleaning up all loose materials that have been deposited or swept into gutters, and onto sidewalks and driveways as a result of sidewalk operations. The costs for all clean-up work shall be considered incidental and will not be paid for separately.
- 3.3.20 Quality Control Testing:** Contractor shall perform quality control testing on concrete. The City will perform all other necessary QA/QC.
- 3.3.21 Schedule of Submittals:** Contractor shall deliver these submittals at least two days prior to the pre-construction meeting:
- Traffic Control Plan
 - Project Schedule
 - Concrete Mix Design
 - Asphalt Mix Design
 - Aggregate Base Course (Class 6)
 - Tack Coat
- 3.3.22 Excess Material:** All excess materials shall be disposed of in accordance with General Contract Condition Section 50.

3.3.23 Fugitive Petroleum or Other Contamination: It is anticipated that soil contamination from fugitive petroleum or other contaminants will not be encountered with this Project.

3.3.24 Incidental Items: Any item of Work not specifically identified or paid for directly which is necessary for the completion of any paid items of Work, will be considered as incidental to those items, and will be included in the cost of those items.

3.3.25 Existing Utilities and Structures: Utilities were not potholed during design of this Project. The location of existing utilities and structures shown on the Plans is approximate with the information gathered during design. It is the responsibility of the Contractor to pothole/locate and protect all structures and utilities in accordance with General Contract Condition Section 37.

3.3.26 Work to be Performed by the City (Prior to Construction):

- None

3.3.27 Survey: The Contractor shall give the City survey crew a minimum of 72 hours' notice for all requested surveys.

3.3.28 Uranium Mill Tailings: It is anticipated that radioactive mill tailings will not be encountered on this Project.

3.3.29 Pre-Qualification: Contractors must be pre-qualified in the following categories to submit a bid response to this Project:

- 2B Asphalt Paving
- 2E Concrete Sidewalk, Curb, & Gutter

3.3.23 Uranium Mill Tailings: It is anticipated that radioactive mill tailings will not be encountered on this Project.

3.4 SCOPE OF WORK: The City of Grand Junction is soliciting competitive bids from qualified and interested companies for all labor, equipment, and materials required to reconstruct sections of Yucatan Court and Summerhill Court that are in a failed pavement condition. This project will require several sections of curb & gutter be replaced to restore drainage patterns, excavation & installation of new base course material on Yucatan Court, and replacement of entire asphalt mat. .

The project will include approximately 1,100 linear feet of curb & gutter replacement, 5,650 square yards of asphalt mat removal, 5200 SY of new 12" thick aggregate base course, and 1,225 tons of asphalt paving. All dimensions and scope of work should be verified by Contractors prior to submission of bids.

SP-1 SECTION 202 – REMOVAL OF STRUCTURES AND OBSTRUCTIONS

Section 202 of the Standard Specifications is hereby revised for this project as follows:

Section 202.07, shall include the following:

All concrete removal required for installation of new will be considered incidental and will not be measured or paid for separately.

Section 210.10, Adjust Structure, shall include the following:

- (1) The following shall apply to adjusting manhole rings in traveled through lanes:
 - (a) Manholes shall be paved over during the overlay. Sand or paper will be used to prevent the asphalt from adhering to the manhole cover. After paving, the manhole ring shall be adjusted to grade by the use of concrete grade rings. The cut area around the manhole shall then be patched with Grading-SX, Hot Mix Asphalt to the same thickness as the adjacent pavement. When adjusting the manhole ring to match the cross slope of the street, the Contractor shall fill the space between the concrete grade ring and the cast iron ring with Rapid Road Repair or Engineer approve equal. In the event that grade rings are removed and or replaced as part of the adjustment the contractor shall fill the annular area below the uppermost grade ring with a self-consolidating media such as 3/4" washed rock or completely fill the area with Rapid Road Repair or Engineer approved equal.
 - (b) Manhole adjustment tolerance: all manholes adjusted as part of this project shall meet the following criteria: level with the adjacent asphalt or (-)1/8". Manholes set outside of this tolerance will be rejected.
- (2) Valve boxes can be adjusted by the use of cast iron valve box extensions or by digging the valve box out after paving and raising the existing box. After adjusting the height of the valve box, the area around the valve box shall be filled with Grading-SX, Hot Mix Asphalt to the same thickness as the adjacent pavement. Water valve tolerance will be the same as section 1 b with the exception of (-) 1/4."

Subsection 202.12, shall include the following:

Locations of saw cuts shall be determined and directed by the Construction Inspector or the Engineer. Saw cuts shall be incidental to work.

SP-2 SECTION 401 – PLANT MIX PAVEMENTS - GENERAL

REVISION OF SECTION 401 PLANT MIX PAVEMENTS

Section 401 if the Standard Specifications are hereby revised for this project as follows:

401.01 Description.

Add the following:

This work shall consist of providing a Hot Mix Asphalt (HMA) to be placed as shown on the plans, or as directed by the Owner. The Contractor shall be responsible for Process

Control (PC) of the HMA; including the design and control of the quality of the material incorporated into the project.

401.02 Composition of Mixtures.

Delete subparagraph (a) *Mix Design* and replace with the following:

A Job Mix Formula (JMF) design shall be submitted for each mixture required, at least 10 calendar days prior to placing any mix on the project, for acceptance by the Owner. JMF's previously approved by CDOT within the past six months may be utilized. The JMF design shall be determined using AASHTO T-312 or CP-L 5115 for the Method of Mixture Design. Grading ST, SX, and S shall be designed using 100mm molds. The job mix gradation shall be wholly within the Master Range Table in subsection 703.04 before the tolerances shown in Section 401 are applied.

Designs shall be developed and performed in a materials laboratory that meets the requirements set forth by AASHTO Materials Reference Laboratory (AMRL) for all testing procedures. The design shall be stamped and signed by a Professional Engineer licensed in the State of Colorado. In addition, the Contractor shall submit, as part of the mixture design, laboratory data documents to verify the following:

- Gradation, specific gravity, source and description of individual aggregate and properties, and the final blend.
- Aggregate physical properties.
- Source and Grade of the Performance Graded Binder.
- Proposed Design Job Mix: aggregate and additive blending, final gradation, optimum binder content.
- Mixing and compaction temperatures used.
- Mixture properties shall be determined with a minimum of four binder contents.

The JMF for each mixture shall establish a single percentage of aggregate passing each required sieve size, a single percentage of asphalt cement to be added to the aggregate, and a single temperature for the mixture at the discharge point of the plant.

The Owner reserves the right to verify the asphalt supplier's mix design for each JMF design utilizing materials produced and stockpiled. The asphalt supplier shall provide, at no cost, a sufficient quantity of each aggregate, mineral filler, Recycled Asphalt Pavement (RAP), and additive for the required laboratory tests, as well as all Certificates of Conformance/ Compliance at any time on any material used. The Asphalt Supplier shall provide copies of quality control testing results during the production of HMA used within one business day from the sampling date.

Mixture design of HMA shall meet the requirements of Table 403-1 and Table 403-2 in the Revision to Section 403. For mixes requiring a design gyration of 100 (ESALs greater than 3 million) the Project Special Conditions should be used. This gyration is not recommended for the majority of roads within Mesa County.

Delete subparagraph (b) *Mixtures Furnished to the Project* and replace with the following:

Production verification shall occur prior to, or during, the start of the project. Volumetric properties of the mix shall be verified by LabCAT Level C Certified Technicians. If the mix was produced for another project within the last 90 days, data from that project can be submitted for verification. All mixtures furnished for the project shall conform within the ranges of tolerance listed in Table 401.02A. The mix verification test reports shall be submitted to the Owner prior to mix placement.

TABLE 401.02A
Production Mix Tolerances

<u>Property</u>	<u>Tolerance</u>
<u>Asphalt Cement Content</u>	<u>± 0.3%</u>
<u>VMA</u>	<u>± 1.2%</u>
<u>Air Voids</u>	<u>± 1.2%</u>

Verification testing for binder content, gradation and physical properties shall be performed at the frequencies listed in Table 401.23-1.

There shall be no substitutions of materials allowed during production, unless approved in advance by the Owner. All substitutions will require checkpoint verification. If the checkpoint differs from the Job Mix Formula (JMF), a new mix design will be required. Upon request of the Owner, the binder grade may be changed by one available binder grade level without requiring a new mix design.

Should a change in the source of any material used in the production of HMA (aggregate, mineral filler, lime, or performance graded asphalt binder) occur, a one point verification test (at optimum binder content) of the mix must be performed to verify that the applicable criteria shown on Table 403-1 (HMA) and Table 403-2 (VMA) of Revision to Section 403 are still met. If this testing shows noncompliance, the Contractor shall establish a new job mix design and obtain approval by the Owner before the new HMA is used.

Add the following new subparagraphs:

(c) *Reclaimed Asphalt Pavement (RAP)*. RAP shall be allowed in HMA up to a maximum binder replacement of 23 percent, unless otherwise specified in the contract, and provided that all the specifications for the HMA are met. Fine Aggregate Angularity requirements shall apply only to the virgin fraction of the fine aggregate. RAP shall be of uniform quality and gradation with a maximum size no greater than the nominal aggregate size of the mix. RAP shall not contain clay balls, vegetable matter, or other deleterious substances.

The Contractor shall have an approved mix design for the amount of RAP to be used. The AC content of the RAP utilized in the Contractor RAP mix design shall be the average AC content determined in accordance with 1B or 1C, below, or alternatively, a minimum of five samples of the Contractors RAP stockpile may be sampled and the average AC

content of the RAP be determined using AASHTO T-164, Method A or B, or in accordance with 1C below. The Contractor shall determine the total binder replaced by the binder in the RAP pursuant to the following equation:

$$\text{Total Binder Replaced} = (A \times B) \times 100/E$$

Where:

A = RAP % Binder Content *

B = RAP % in Mix *

E = Total Effective Binder Content *

* in decimal format (i.e. 2% is 0.02)

The Total Binder Replaced by the binder in the RAP shall not exceed 23 percent of the effective binder content of either the mix design or the produced mix.

The Contractor shall have an approved Quality Control (QC) Plan that details how the RAP will be processed and controlled. The QC plan shall address the following:

1. RAP Processing Techniques. This requires a schematic diagram and narrative that explains the processing (crushing, screening, and rejecting) and stockpile operation for this specific project.
2. Control of RAP Asphalt Binder Content (AASHTO T-164, Method A or B). RAP Asphalt Binder Content may also be determined in accordance with CP-L 5120, provided an RAP AC content correction factor is determined through correlation testing with AASHTO T-164, Method A or B. The correction factor shall be determined by performing correlation testing on the first five samples of the RAP AC content, then at a frequency of one for every five AC content tests thereafter. The correction factor shall be determined by calculating the average difference in AC content between CP-L 5120 and AASHTO T-164, Method A or B, and applying the correction to the AC content determined in accordance with CP-L 5120:
Frequency: 1 per 1000 tons of processed RAP material (minimum five tests)
3. (Alternate) The Contractor may propose a RAP asphalt content correction factor to be used in conjunction with CP-L 5120. The proposed CP-L 5120 RAP asphalt content correction factor shall be used with all RAP asphalt contents tested for the mixture design and quality control sampling and testing. The methodology of the proposed CP-L 5120 RAP asphalt content correction factor shall be outlined in detail in the approved RAP QC Plan. At a minimum, the proposed CP-L 5120 correction factor shall identify the principal source locations of the RAP aggregate, gradation of the material tested, and specific ignition oven serial number used in all the RAP asphalt content testing. The RAP source locations, material gradation, and specific equipment used shall substantiate the CP-L 5120 asphalt content correction factor used for the testing. The substantiation must be from data gathered from historical information or specific asphalt content correction data obtained from tests performed on similar virgin aggregate sources, virgin material gradations, and the specific equipment used.
4. Control of RAP Gradation (CP31 or AASHTO T-30):

Frequency: 1 per 1000 tons of processed RAP material (minimum three tests, sampling from belt feed and not stockpile)

5. Process Control Charts shall be maintained for binder content and each screen listed in Table 401.2C, during addition of any RAP material to the stockpile. The Contractor shall maintain separate control charts for each RAP stockpile. The control charts shall be displayed and shall be made available, along with RAP AC extraction testing laboratory reports to the Engineer upon request.

The processed RAP must be 100 percent passing the 31.5 mm (1¼ inch) sieve. The aggregate obtained from the processed RAP shall be 100 percent passing the 25.0 mm (1 inch) sieve. The aggregate and binder obtained from the processed RAP shall be uniform in all the measured parameters in accordance with the following:

**Table 401.2C
RAP Binder & Aggregate Uniformity Tolerances**

Element	Standard Deviation
Binder Content	0.5
% Passing ¾"	4.0
% Passing ½"	4.0
% Passing 3/8"	4.0
% Passing #4	4.0
% Passing #8	4.0
% Passing #30	3.0
% Passing #200	1.5

(d) *Warm Mix Asphalt (WMA) Technology.* The Contractor may choose to use a WMA Technology that is included on the CDOT approved products list (<https://www.codot.gov/business/apl/asphalt-warm-mix.html>).

WMA technologies (additive or foaming) used shall be identified on the mix design, indicating usage as a workability additive and/or anti-strip additive. WMA shall be submitted and approved by the Owner for use on a project.

The addition of WMA additives during production, including foaming, shall be controlled by a calibrated metering system interlocked with the plant's controls per the manufacturers' recommendation. Additives may be added at the asphalt terminal at the dosage rate recommended by the WMA technology provider. The foaming process mixes water and binder to create microscopic steam bubbles. Typical water injection rate is ≤ 2% of binder flow rate or per manufacturers' recommendation.

(e) *Anti-Strip Additives.* Anti-Strip shall be added into the HMA. Anti-Strip agents may be liquids (added to the binder), lime (added to the aggregates) or other products and shall be submitted for approval by the Owner.

The minimum value for Tensile Strength Ratio (TSR) tested in accordance with Table 401.21-1 shall be 80% for the mix design and 70% during production.

There are various types of liquid Anti-Strips. Amine and Organo-silane type liquid Anti-Strip additives are physically mixed with the asphalt binder. Liquid Anti-Strip agents shall be added per the manufacturer's recommendations. Typical product dosages are provided in Table 401.2E-1.

**TABLE 401.2E-1
Liquid Anti-Strip Dosage Rates**

Type	Typical Dosage Rate
Amine	0.4% to 0.8%
Organo-silane	0.05% to 0.15%

WMA chemical products which display Anti-Stripping characteristics will be classified, and identified on the mix design, as a liquid Anti-Strip additive.

When a liquid Anti-Strip additive is used, the Contractor shall include the following information with the mix design submission:

- Information on the type of liquid Anti-Strip additive to be supplied, including product name, product manufacturer/supplier.
- Additive rate
- TSR values for the treated mixes
- The proposed method for incorporating the additive into the plant produced mix.

401.03 Aggregates.

Add the following:

The percentage of fractured faces shall be as shown in Table 403.1 of the Revision to Section 403.

Grading ST (3/8" nominal) mixes may be used for leveling, maintenance, bike paths, sidewalks and thin lift overlays. Grading SX (1/2" nominal) mixes shall be used on top and bottom lifts and for patching. Grading S (3/4" nominal) mixes may be used for bottom lifts.

401.05 Hydrated Lime.

Add the following:

When used in the HMA, hydrated lime shall be added at the rate of 1% by dry weight of the aggregate and shall be included in the amount of material passing the No. 200 sieve.

401.06 Asphalt Cement.

Revise the second paragraph to read as follows:

The asphalt cement shall meet the applicable requirements of subsection 702.01.

Add the following:

The Contractor shall provide to the Owner acceptable 'Certifications of Compliance' of each applicable asphalt binder grade from the supplier. Should testing or certificate show nonconformance with the specifications, the asphalt binder may be rejected. When production begins, the Contractor shall, upon request, provide the Owner a one quart can of each specified asphalt binder for analysis. Additionally, the Contractor shall provide the refinery test results that pertain to the asphalt binders used during production.

Based on climatic conditions and reliability, binder grades approved for use in Mesa County are as follows in Table 401.06A-1:

**TABLE 401.06A-1
Recommended Performance Graded Binders**

Condition	Non-modified Binder	Modified Binder
Free flowing traffic loads and 300,000 to 1 million 18K ESAL	PG 64-22	
Free flowing traffic loads and 300,000 to 1 million 18K ESAL, plus above 6000 elevation	PG 58-28	
Slow moving or standing trucks, major street intersections and/or 10,000,000 18K ESAL		PG 76-28 (top lift only)

Binder grades other than those shown above shall not be used unless the proposed binder and the mix design are approved in writing by the OWNER. The asphalt cement shall meet the requirements of subsection 702.01.

401.07 Weather Limitations and Placement Temperatures.

Revise as follows:

Surface temperatures shall be used to determine placement of APM. APM produced with documented WMA will be allowed a reduction in minimum surface temperatures for placement as provided in Table 401.07A-1. Ambient temperatures and other weather conditions shall be considered prior to placement.

**TABLE 401.07A-1
Minimum Surface Temperatures for placement of APM**

Compacted Layer Thickness (in.)	Minimum Surface Temperature (°F)			
	Top Layer		Layers Below the Top Layer	
Product	APM	with WMA	APM	with WMA
<1½	60	50	50	40
1½ - <3	50	45	40	35
3 or more	45	40	35	35

If the Contractor modifies the placement and compaction processes when ambient temperatures are below minimum surface temperatures in Table 401.07A-1, they shall demonstrate to the Owner the required in-place density has been achieved. APM cooling software such as PaveCool, or MultiCool can be used to determine placement and compaction times available.

401.08 Asphalt Mixing Plant.

Delete the last paragraph of the subsection.

401.09 Hauling Equipment.

Add the following:

The Owner may reject any HMA which demonstrates it has been contaminated from a petroleum distillate release agent. The Owner may reject any uncovered HMA which demonstrates it has been impacted by contamination and/or weather.

401.10 Asphalt Pavers.

Delete the twelve paragraph and replace with the following:

Contractor shall submit for and receive approval of the screed control devices to be utilized on the paver prior to use for placing HMA on the project.

401.11 Tack Coat.

Delete and replace with the following:

A tack coat shall be applied between pavement course and to all existing concrete and asphalt surfaces per Section 407. Tack coat is considered incidental to the cost of the HMA.

401.15 Mixing.

Add the following:

If a WMA technology (additive or foaming) is used, the discharge temperatures may be lowered during production at the discretion of the Contractor provided all specifications are achieved. Mix design is to indicate revised allowable discharge temperatures with WMA usage.

401.16 Spreading and Finishing.

Revise as follows:

Joints in the top layer of new pavement shall be located on lane lines unless otherwise shown on the plans. Longitudinal joints shall be minimized with wide paving pulls. Transverse joints shall be formed by cutting back on the previous run to expose the full depth of the course. Tack coat material shall be applied to contact surfaces of all joints before additional mixture is placed against the previously compacted material.

401.17 Compaction.

Revise as follows:

Equipment used for compaction of the HMA will be at the discretion of the Contractor. The number, weight, and type of rollers furnished shall be sufficient to obtain the required density and surface texture.

All joints shall be compacted to 92% of maximum theoretical specific gravity (Rice), taken six inches offset from the joint. The allowable variance shall be $\pm 2\%$. Joint density will be determined using nuclear density equipment.

Delete paragraphs six through eight, and paragraphs eleven to the end of the subsection and replace with the following:

Cores may be used to verify compaction results. The Contractor shall core the pavement, as required by the Owner; in accordance with AASHTO T 230, Method B, or for field calibration of nuclear density equipment in accordance with ASTM D 2950. At a minimum, cores for nuclear density equipment correlation shall be taken at the beginning of placement of each project or change of mixture materials or gradation, unless otherwise approved by the Engineer. If the correlation cores were produced for another project within the last 90 days, data from that project can be submitted for verification if no change in materials or gradation has occurred. When cores are used, the Contractor shall provide all labor and equipment for the coring and repair of the holes.

Along forms, curbs, headers, walls, and all other places not accessible to the rollers, the mixture shall meet all project compaction specifications. Any mixture that is defective shall be corrected to meet the project specifications at the expense of the Contractor.

401.20 Surface Smoothness.

Delete and replace with the following:

The finish transverse and longitudinal surface elevation of the pavement shall be measured using a 10-foot straightedge. Surface smoothness shall be verified following the finish roller pass. Surface variation shall not exceed 3/16 inch in 10 feet for full lane width paving. For patching, the variation shall not exceed 3/8 inch in 10 feet. The final pavement surface shall not vary from the specified cross section by more than one inch at any point. Transverse measurements for variations shall exclude breaks in the crown sections. If the surface tolerance exceeds 3/16" across transverse joints, measured in at least three locations, the Contractor shall make corrections to the joint before proceeding. All corrections shall be made at the Contractor's expense.

The final surface pavement adjacent to curb and gutter shall be finished from 1/8-inch to 3/8- inches above the lip for catch curb and shall not extend above the lip for spill curb.

The Contractor shall adjust all manholes, valve boxes, and survey range boxes 1/8 to 1/4-inch below final grade and adjusted to match the slope of the roadway. Valve boxes and manholes are to be maintained fully accessible at all times for emergency and maintenance operations. The cost of adjusting valve boxes, manholes, and survey range boxes shall be included in the work, unless otherwise specified. The Contractor shall be responsible for any cost incurred by the Owner to provide access to the covered manholes or valve boxes. Final adjustment of all utility access points shall be completed within seven days from the time the HMA was placed.

Add the following new subsections:

401.23 Testing and Inspection

The Contractor shall assume full responsibility for controlling all operations and processes to meet the Specifications. The Contractor shall perform all tests necessary for process control purposes on all elements at the frequency listed in Table 401.23-1. The Contractor shall maintain a log of all process control testing. Test results that have sampling or testing errors shall not be used. Process control testing shall be performed at the expense of the Contractor.

Laboratories shall be accredited by AASHTO Materials Reference Laboratory (AMRL) for the tests being performed. Technicians obtaining samples and conducting compaction tests must have a LabCAT Level A certification. Technicians conducting tests of asphalt content and gradation must have a LabCAT Level B certification. Technicians performing volumetric testing must have a LabCAT Level C certification. Equivalent NICET certification for all technicians is acceptable.

When requested by the Owner, the Contractor shall submit a quality control plan that addresses production, sampling, testing, and qualifications of testing personnel, timing, and methods for making adjustments to meet the specifications. The Contractor will provide a process or schedule for making corrections for material that was placed but does not meet specifications as well as obtain a follow up sample immediately after corrective actions are taken to assess the adequacy of the corrections. In the event the follow-up process control sample also fails to meet Specification requirements, the Contractor shall cease production of the asphalt mixture until the problem is adequately resolved to the satisfaction of the Owner.

**TABLE 401.23-1
Minimum Materials Sampling and Testing for Process Control and Owners
Acceptance**

Test	Standard	Minimum Frequency
Sampling	AASHTO T168, ASTM D 979 and ASTM D3665, CP 41	1/1000 tons or fraction thereof (not less than one test per day)
In-Place Density	AASHTO T 166, T 238, T 230, CP 81 (nuclear), CP 44 (coring)	One test for each 250 lineal feet per lane and one test per 1,000 lineal feet of joint per lift
Thickness (Core) (when called for in Project specs.)	ASTM D3549	One test for each 1000 lineal feet per lane
Air Voids & VMA	CP-L 5115 A.I. SP-2	1/1000 tons or fraction thereof (not less than one)
Gradation	AASHTO T 27/T 11, CP 31	1/1000 tons or fraction thereof (not less than one test per day)
Hveem/Marshall Stability As Applicable	CP-L 5016	One per project per mix used
Binder Content	CP-L 5120, AASHTO T 164 or other methods agreed upon between Owner and	1/1000 tons or fraction thereof (not less than one test per day)
Maximum Theoretical Specific Gravity (Rice)	AASHTO T 209 (Rice), CP-L 51	1/1000 tons or fraction thereof (not less than one test per day)
Lottman Stripping, TSR & Dry Density	CP-L 5109	One per project per mix used.

Field control testing of dense graded asphalt mixes for the above tests shall meet the requirements of Table 403-1 and Table 403-2 in the Revision to Section 403.

401.24 Acceptance

If any materials furnished, or work performed, fails to meet the specification requirements, such deficiencies shall be documented and reported to the Owner. Copies of all process control tests shall be delivered to the Owner within one business day. Test results that cannot be completed within one day shall be provided to the Owner no later than three days after the sample was obtained.

Owners Acceptance (OA) test results, if any, and/or Process Control (PC) test results will be evaluated to determine acceptability. If the Contractor does not meet the project specifications, but acceptable work has been produced, the Owner shall determine the extent of the work to be accepted. If the Owner determines the work is not acceptable, the Contractor shall correct the work, as approved by the Owner, at the expense of the Contractor.

SP-3 SECTION 403 – HOT MIX ASPHALT

**REVISION OF SECTION 403
HOT MIX ASPHALT**

Section 403 of the Standard Specifications is hereby revised for this project as follows:

403.02 Materials

Delete and replace with the following:

The materials shall conform to the requirements of subsections 401.2 of the Revised Section 401 above.

The design mix for hot mix asphalt (HMA) shall conform to the following Table 403-1 and Table 403-2:

**Table 403-1
Mixture Properties for Hot Mix Asphalt**

Property	Test Method	Value
Air Voids, percent at: N (design)	AASHTO T-132, CPL 5115	3.0 – 4.0
Lab Compaction (Revolutions): N (design)	CPL 5115	75
Hveem Stability, (Grading ST, SX & S only)	CPL 5106	28 min.
Aggregate Retained on the 4.75 mm (No. 4) Sieve for S, SX and SG, and on the 2.36mm (No. 8) Sieve for ST and SF with at least 2 Mechanically Induced fractured faces	CP 45	60% min.
Accelerated Moisture Susceptibility Tensile Strength Ratio (Lottman)(for S & SX mixes)	AASHTO T-283 Method B, CPL 5109 Method B	80 min.
Minimum Dry Split Tensile Strength, kPa (psi)	CPL 5109 Method B	205 (30) min.

Property	Test Method	Value
Voids in the Mineral Aggregate (VMA) % minimum	CP 48, AI-SP2	See Table 403-2
Voids Filled with Asphalt (VFA)	AI MS-2	65-80%
Dust to Asphalt Ratio: Fine Gradation	CP 50	0.6 – 1.2
Coarse Gradation		0.8 – 1.6
<p>Note: AI MS-2 = Asphalt Institute Manual Series 2</p> <p>Note: Mixes with gradations having less than 40% passing the 4.75 mm (No. 4) sieve shall be approached with caution because of constructability problems.</p> <p>Note: Gradations for mixes with a nominal maximum aggregate size of one inch or larger are considered a coarse gradation if they pass below the maximum density line at the #4 screen.</p> <p>Gradations for mixes with a nominal maximum aggregate size of 3/4" to 3/8" are considered a coarse gradation if they pass below the maximum density line at the #8 screen. Gradations for mixes with a nominal maximum aggregate size of #4 or smaller are considered a coarse gradation if they pass below the maximum density line at the #16 screen.</p>		

Table 403-2
Minimum Voids in Mineral Aggregate (VMA)

Nominal Maximum Size*, mm (inches)	***Design Air Voids **		
	3.5%	4.0%	4.5%
37.5 (1½)	11.6	11.7	11.8
25.0 (1)	12.6	12.7	12.8
19.0 (¾)	13.6	13.7	13.8
12.5 (½)	14.6	14.7	14.8
9.5 (⅜)	15.6	15.7	15.8
4.75 (No. 4)	16.6	16.7	16.8
<p>* The Nominal Maximum Size is defined as one sieve larger than the first sieve to retain more than 10%.</p> <p>** Interpolate specified VMA values for design air voids between those listed.</p> <p>*** Extrapolate specified VMA values for production air voids beyond those listed.</p>			

403.03 Construction Requirements

Delete the first paragraph and replace with the following:

The construction requirements shall be as prescribed in subsections 401.3 through 401.14 of the Revised Section 401 above.

403.04 Method of Measurement

Delete and replace with the following:

Hot Mix Asphalt will be measured by the ton or the square yard. Batch weights will not be permitted as a method of measurement when measured by the ton. The tonnage shall be the weight used in the accepted pavement.

403.05 Basis of Payment

Delete and replace with the following:

The accepted quantities of hot mix asphalt will be paid for in accordance with subsection 401.22, at the contract unit price per ton for the asphalt mixture.

Payment will be made under:

Pay Item	Pay Unit
Hot Mix Asphalt (Grading __)(PG__)	Ton

Aggregate, asphalt cement, asphalt recycling agent, additives, hydrated lime, tack coat, and all other work necessary to complete each hot mix asphalt items will not be paid for separately but shall be included in the unit price bid.

Excavation, preparation, and tack coat of areas to be patched will not be measured and paid for separately but shall be included in the work.

SP-4 SECTION 407 – PRIME COAT, TACK COAT, AND REJUVINATING AGENT

**REVISIONS OF SECTION 407
PRIME COAT, TACK COAT, AND REJUVENATING AGENT**

Section 407 of the Standard Specifications is hereby revised for this project as follows:

407.01 Description

Add the following:

Prior to placement of APM, a tack coat shall be applied to all existing concrete and asphalt surfaces.

407.02 Asphalt Material.

Add the following:

The tack coat shall meet the specification for emulsified asphalt, consisting of CSS-1h or SS-1h, and conform to AASHTO M208 or M140.

407.07 Application of Asphalt Material.

Add the following:

The tack coat shall be applied at the rates specified in Table 407-1. The surface receiving the tack coat shall be dry and clean, and dust, debris, and foreign matter shall be removed. Tack coat shall be applied uniformly. The Contractor shall allow the tack coat to cure (dehydrate) prior to the placement of APM. If the tack becomes contaminated during construction, it shall be cleaned, and if necessary, additional tack coat shall be reapplied and allowed to cure before paving resumes.

**TABLE 407-1
Tack Coat Application Rates**

Pavement Condition	Application Rate (gal/yd ²)		
	Residual	Undiluted	Diluted (1:1)
New asphalt	0.03 - 0.04	0.05 – 0.07	0.10 – 0.13
Oxidized asphalt	0.04 – 0.06	0.07 – 0.10	0.13 – 0.20
Milled Surface (asphalt)	0.06 – 0.08	0.10 – 0.13	0.20 – 0.30
Milled Surface (PCC)	0.06 – 0.08	0.10 – 0.13	0.20 – 0.30
Portland Cement Concrete	0.04 – 0.06	0.07 – 0.10	0.13 – 0.20

407.09 Method of Measurement and Basis of Payment.

Delete and replace the following:

Tack Coat will not be measured and paid separately but shall be considered included in the work for Section 401 – Asphalt Pavement Materials.

SP-5 SECTION 601 – STRUCTURAL CONCRETE

Section 601 of the Standard Specifications is hereby revised for this project as follows:

Subsection 601.02, Classification:

CONCRETE SHALL MEET THE FOLLOWING REQUIREMENTS:

- 4,500 PSI Compressive at 28 Days
- 6% air ±1.5%
- Slump per approved mix design ±1.5%
- Maximum Water Cement Ratio no greater than 0.45.

Subsection 601.06, Batching:

This CDOT Specification has been added to this Project:

The Contractor shall furnish a batch ticket (delivery ticket) with each load for all concrete. Concrete delivered without a batch ticket containing complete information as specified shall be rejected. The Contractor shall collect and complete the batch ticket at the placement site and deliver all batch tickets to the Engineer or his representative at the end of each day. The Engineer or his representative shall have access to the batch tickets at any time during the placement. The following information shall be provided on each ticket:

1. Suppliers name and date
2. Truck number
3. Project name and location
4. Concrete class and designation number
5. Cubic yards batched
6. Type brand and amount of each admixture
7. Type, brand, and amount of cement and fly ash
8. Weights of fine and course aggregates
9. Moisture of fine and course aggregates
10. Gallons of batch water

The contractor shall add the following information to the batch ticket at time of placement:

1. Gallons of water added by the truck operator.
2. Number of revolutions of the drum for mixing
3. Discharge time

SP-6 SECTION 608 – CURBS, GUTTERS, SIDEWALKS, AND TRAILS

Section 608 of the Standard Specifications is hereby revised for this project as follows:

Subsections 608.06, Basis of Payment shall include the following:

The Contract Unit Price for the various concrete items shall be full compensation for all equipment, labor, materials, and incidentals required for the complete installation. Incidental items include subgrade compaction, cutting and removal of asphalt in areas where concrete will be installed; removal of existing concrete, removal of existing base course, disposal of excavated and removed materials; furnishing, placement and compaction of Class 6 Aggregate Base Course; forming, furnishing and placement, finishing, curing and protection of the concrete; reinforcing steel and joint filler.

SP-7 SECTION 630 - CONSTRUCTION ZONE TRAFFIC CONTROL

Section 630 of the Standard Specifications are hereby revised for this project as follows:

Subsection 630.09, Traffic Control Plan, shall include the following:

The following guidelines and limitations shall apply to the traffic control:

1. Road closures will be allowed but shall maintain access to properties throughout the duration of the project.
2. Concrete activities shall be coordinated so that concrete trucks and other vehicles do not block the traffic lanes and coordinated with property owners if impacting driveway access.
3. All incidental costs shall be included in the original contract price for the project.
4. Sidewalks that are obstructed or under construction shall be barricaded, as required for pedestrian safety.

Subsection 630.14, Method of Measurement, shall include the following:

Distribution of door-hanger notices to all businesses and / or residents located adjacent to the overlay work will not be paid for separately but shall be included in the pay item for Traffic Control (Complete in Place). The City will provide the door hangers for distribution.

3.5 Contractor Bid Documents: For Contractor's convenience, the following is a list of forms/items to be submitted with the Contractor's bid response. However, should a form/item not be listed in this section, but required in the solicitation documents, it is the Contractor's responsibility to ensure all forms/items are submitted.

- Contractor's Bid Form
- Price Bid Schedule

3.6 Attachments:

- A: Price Bid Schedule**
- B: Bid Plan Set**

3.5 IFB TENTATIVE TIME SCHEDULE:

Invitation For Bids available on	January 5, 2024
Non-Mandatory Pre-Bid Meeting	January 19, 2024 @ 10:00 AM
Pre-Qualification Application Deadline	January 22, 2024
Inquiry deadline, no questions after this date	January 22, 2024
Addendum Posted	January 23, 2024
Submittal deadline for proposals	January 31, 2024 @ 1:00 PM
City Council Approval	February 21, 2024
Notice of Award & Contract Execution	February 22, 2024
Bonding & Insurance Cert due	March 1, 2024
Notice to Proceed	March 2, 2024
Pre-construction meeting	March 4, 2024
Final Completion	No Later than May 1, 2024
Holidays:	
Martin Luther King, Jr. Day	January 15, 2024
Presidents' Day	February 19, 2024

4. Contractor's Bid Form

Bid Date: _____

Project: IFB-5359-24-DD "Road Reconstruction of Yucatan Court and Summer Hill Court"

Bidding Company: _____

Name of Authorized Agent: _____

Email _____

Telephone _____ **Address** _____

City _____ **State** _____ **Zip** _____

The undersigned Bidder, in compliance with the Invitation for Bids, having examined the Instruction to Bidders, General Contract Conditions, Statement of Work, Specifications, and any and all Addenda thereto, having investigated the location of, and conditions affecting the proposed Work, hereby proposes to furnish all labor, materials and supplies, and to perform all Work for the Project in accordance with Contract Documents, within the time set forth and at the prices stated below. These prices are to cover all expenses incurred in performing the Work required under the Contract Documents, of which this Contractor's Bid Form is a part.

The undersigned Contractor does hereby declare and stipulate that this offer is made in good faith without collusion or connection to any person(s) providing an offer for the same Work, and that it is made in pursuance of, and subject to, all terms and conditions of the Instructions to Bidders, the Specifications, and all other Solicitation Documents, all of which have been examined by the undersigned.

The Contractor also agrees that if awarded the Contract, to provide insurance certificates within ten (10) working days of the date of Notification of Award. Submittal of this offer will be taken by the Owner as a binding covenant that the Contractor will be prepared to complete the project in its entirety.

The Owner reserves the right to make the award on the basis of the offer deemed most favorable, to waive any formalities or technicalities and to reject any or all offers. It is further agreed that this offer may not be withdrawn for a period of sixty (60) calendar days after closing time. Submission of clarifications and revised offers automatically establishes a new thirty-day (30) period.

Prices in the bid proposal have not knowingly been disclosed with another provider and will not be prior to award.

- Prices in this bid proposal have been arrived at independently, without consultation, communication, or agreement for the purpose of restricting competition.
- No attempt has been made nor will be to induce any other person or Contractor to submit a bid proposal for the purpose of restricting competition.
- The individual signing this bid proposal certifies they are a legal agent of the Bidder, authorized to represent the Bidder and is legally responsible for the offer with regard to supporting documentation and prices provided.
- Direct purchases by the City of Grand Junction are tax exempt from Colorado Sales or Use Tax. Tax exempt No. 98-03544. The undersigned certifies that no Federal, State, County or Municipal tax will be added to the above quoted prices.
- City of Grand Junction payment terms shall be Net 30 days.
- Prompt payment discount of _____ percent of the net dollar will be offered to the Owner if the invoice is paid within _____ days after the receipt of the invoice. The Owner reserves the right to take into account any such discounts when determining the bid award that are no less than Net 10 days.

RECEIPT OF ADDENDA: the undersigned Contractor acknowledges receipt of Addenda to the Solicitation, Specifications, and other Contract Documents.

State number of Addenda received: _____.

It is the responsibility of the Bidder to ensure all Addenda have been received and acknowledged.

By signing below, the Undersigned agree to comply with all terms and conditions contained herein.

Company: _____

Authorized Signature: _____

Title: _____

The undersigned Bidder proposes to subcontract the following portion of Work:

<u>Name & address of Sub-Contractor</u>	<u>Description of Work to be performed</u>	<u>% of Contract</u>
_____	_____	_____
_____	_____	_____
_____	_____	_____
_____	_____	_____

The undersigned Bidder acknowledges the right of the City to reject any and all Bids submitted and to waive informalities and irregularities therein in the City's sole discretion.

By submission of the Bid, each Bidder certifies, and in the case of a joint Bid each party thereto certifies as to its own organization, that this Bid has been arrived at independently, without collusion, consultation, communication, or agreement as to any matter relating to this Bid with any other Bidder or with any competitor.

Bid Schedule: Neighborhood Reconstruction (Yucatan and Summer Hill)

Item No.	CDOT, City Ref.	Description	Quantity	Units	Unit Price	Total Price
1	202	Remove Asphalt Mat Full Depth.	5,650.	SY	\$ _____	\$ _____
2	202	Remove Concrete	790.	SY	\$ _____	\$ _____
3	210	Adjust Water Valve to Finished Grade	7.	EA	\$ _____	\$ _____
4	210	Adjust Manhole to Finished Grade	11.	EA	\$ _____	\$ _____
5	210	Reference/Reset Survey Monument	1.	EA	\$ _____	\$ _____
6	210	Yard Restoration (includes any and all work and materials needed to restore yards and irrigation systems to preconstruction condition)	1.	LS	\$ _____	\$ _____
7	203	Unclassified Excavation	1,709.	CY	\$ _____	\$ _____
8	203	Unclassified Embankment	227.	CY	\$ _____	\$ _____
9	203	Haul Earthwork Material	1,448.	CY	\$ _____	\$ _____
10	304	6" Recondition Existing Base Course	450.	SY	\$ _____	\$ _____
11	420	Mirafi RS580i or engineer approved equal Geotextile Fabric	5,200.	SY	\$ _____	\$ _____
12	304	Aggregate Base Course (Class 6) (12" Thick)	5,200.	SY	\$ _____	\$ _____
13	401	Hot Mix Asphalt (Varies) (Grading SX 75, Binder Grade 64-22)	1,225.	TON	\$ _____	\$ _____
14	608	Modified Concrete Drive Over Curb and Gutter Driveway 2.5' wide to include Class 6 Aggregate Base Course per Typical Cross Section	20.	LF	\$ _____	\$ _____
15	608	Modified Concrete Drive Over Curb and Gutter 2.5' wide to include Class 6 Aggregate Base Course per Typical Cross Section	165.	LF	\$ _____	\$ _____
16	608	Concrete Drive Over Curb, Gutter, and Sidewalk 6.5' wide to include Class 6 Aggregate Base Course per Typical Cross Section	935.	LF	\$ _____	\$ _____
17	608	Concrete Intersection Corner (8" thick) to include 8" thick Class 6 Aggregate Base Course	40.	SY	\$ _____	\$ _____
18	620	Sanitary Facility	2.	EA	\$ _____	\$ _____
19	625	Construction Surveying (includes as-builts)	Lump	SUM	---	\$ _____
20	626	Mobilization	Lump	SUM	---	\$ _____

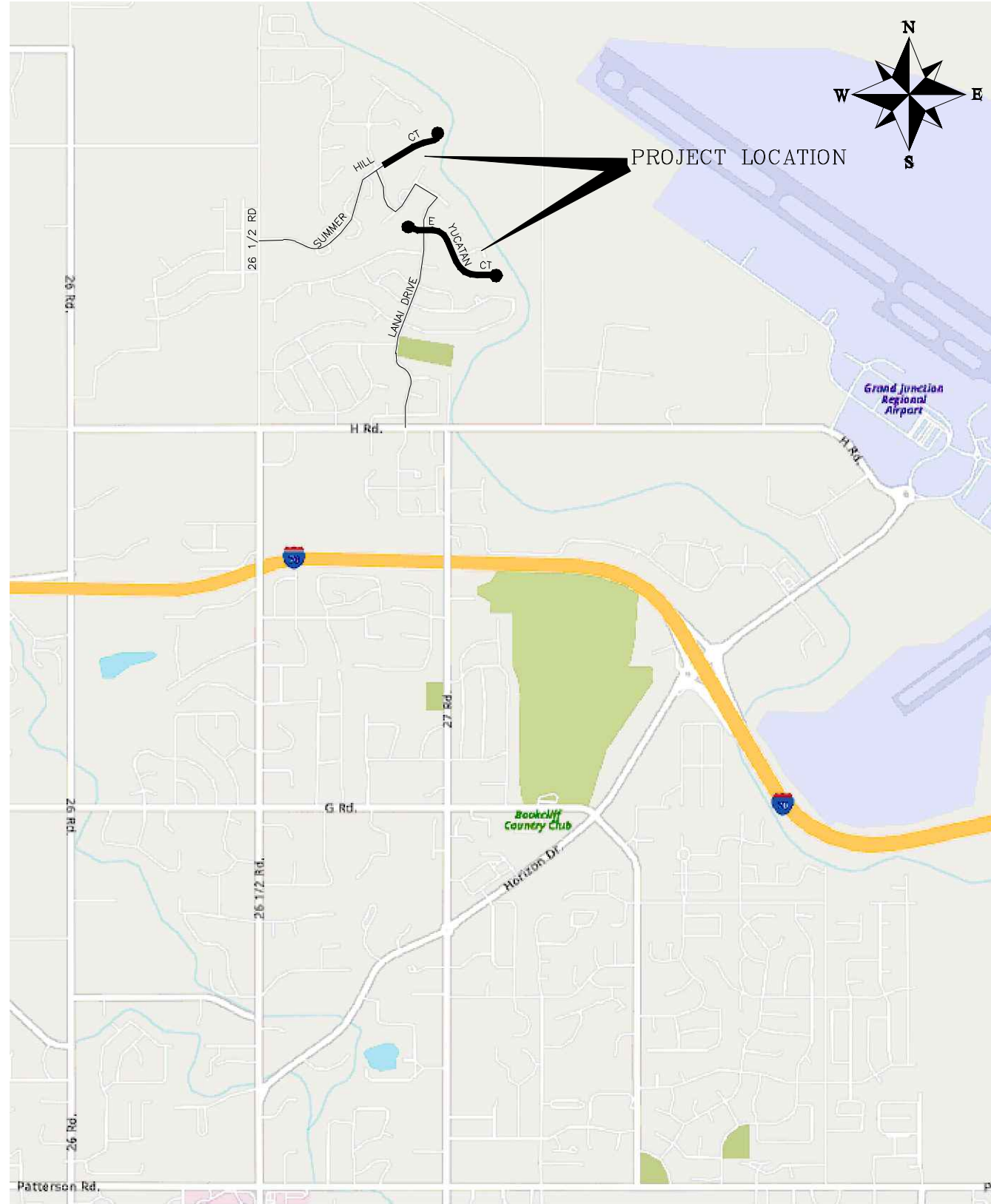
Bid Schedule: Neighborhood Reconstruction (Yucatan and Summer Hill)

Item No.	CDOT, City Ref.	Description	Quantity	Units	Unit Price	Total Price
21	630	Traffic Control (Complete In Place)		Lump SUM	---	\$ _____
MCR		Minor Contract Revisions	---	---	---	\$ <u>30,000.00</u>
Bid Amount:						\$ _____

Bid Amount:

_____ dollars

CITY OF GRAND JUNCTION YUCATAN & SUMMER HILL CT November 14, 2023



Sheet Index

- 1 Cover Sheet
- 2 Standard Abbreviations, Legend, & Symbols
- 3 Summary of Earthwork Quantities
- 4 Summary of Approximate Quantities
- 5 Project Control Map
- 6 Typical Roadway Sections
- 7-11 Removal Plan
- 12-16 Improvement Plan
- 17-20 Road Profile
- 21-23 Road Cross Sections
- 24-29 Concrete Replacement Staking



Know what's below.
Call before you dig.



Public Works
Engineering Division

NOTE: NOTIFY AFFECTED UTILITY VENDOR 48 HOURS PRIOR TO EXCAVATIONS THAT WILL EXPOSE UTILITY LINES. THE COVER SHEET WILL HAVE A LISTING OF UTILITY VENDORS AND TELEPHONE NUMBERS.

REVISION	DESCRIPTION	DATE
REVISION Δ REV 1		
REVISION Δ REV 2		
REVISION Δ REV 3		
REVISION Δ REV 4		

VICINITY MAP
0 1250 2500

N:\EngProj\F0001 (Contract Street Maintenance)\2023\Yucatan Neighborhood\60CAD\DESIGN\COVER.dwg, 11/14/2023 7:01:07 AM

N:\EngProj\F0001 (Contract Street Maintenance)\2023\Yucatan Neighborhood\60CAD\DESIGN\COVER.dwg -- PLOTTED 11/14/2023 7:01:08 AM

ABBREVIATIONS


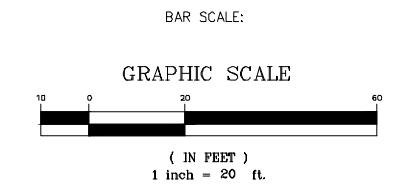
AASHTO	AMERICAN ASSOCIATION OF STATE HIGHWAY & TRANSPORTATION OFFICIALS
ABC	AGGREGATE BASE COURSE
AC	ASBESTOS CEMENT
AP	ANGLE POINT
ASB	ANCHORED STRAW BALES
ASP	ALUMINIZED STEEL PIPE
ASTM	AMERICAN SOCIETY FOR TESTING MATERIALS
AWWA	AMERICAN WATER WORKS ASSOCIATION
BC	BACK OF CURB
BF	BUTTERFLY VALVE
BOW	BACK OF WALK
BCR	BEGIN CURB RETURN
BOT	BOTTOM
BSWMP	BETTER STORM WATER MANAGEMENT PRACTICES
CH	CHORD
CAP	CORRUGATED ALUMINUM PIPE
CDOT	COLORADO DEPARTMENT OF TRANSPORTATION
CI	CAST IRON
C, G, & SW	CURB, GUTTER & SIDEWALK
CL	CENTER LINE
CL	CLEAR
CMP	CORRUGATED METAL PIPE
CO	CLEAN OUT
COMB	COMBINATION (AS IN STORM SEWER AND SANITARY SEWER)
CONC	CONCRETE
CSM	CITY SURVEY MONUMENT
CSP	CORRUGATED STEEL PIPE
CU	COPPER
DI	DUCTILE IRON
DWY	DRIVEWAY
E	ELECTRIC
ECR	END CURB RETURN
EG	EDGE OF GUTTER
EL	ELEVATION
EP	EDGE OF PAVEMENT
EX	EXISTING
FB	FULL BODY
FC	FACE OF CURB
FG	FINISHED GRADE
F	FLOW LINE
FL	FLANGE
FM	FORCE MAIN
FO	FIBER OPTICS
FS	FAR SIDE
FTG	FOOTING
G	GAS
GB	GRADE BREAK
GM	GAS METER
GV	GATE VALVE
HBP	HOT BITUMINOUS PAVEMENT
HDPE	HIGH DENSITY POLYETHYLENE
INV	INVERT
IRR	IRRIGATION
L	LENGTH OF ARC
LC	LONG CHORD
LF	LINEAR FEET
LL	LONG ARC
LS	SHORT ARC
LT	LEFT
MB	MAILBOX
MCSM	MESA COUNTY SURVEY MONUMENT
MH	MANHOLE
MJ	MECHANICAL JOINT
MW	MILL WRAP
N/A	NOT APPLICABLE
NIC	NOT IN CONTRACT
NOP	NO ONE PERSON
NRCP	NON-REINFORCED CONCRETE PIPE
NS	NEAR SIDE
NTS	NOT TO SCALE
OHP	OVERHEAD POWER
OHT	OVERHEAD TELEPHONE
PC	POINT OF CURVATURE
PCC	POINT OF COMPOUND CURVATURE
PE	POLYETHYLENE
PERF	PERFORATED
PI	POINT OF INTERSECTION
PIP	PLASTIC IRRIGATION PIPE
PCC	POINT ON CURVE
POT	POINT ON TANGENT
PR	PROPOSED
PRC	POINT OF REVERSE CURVATURE
PT	POINT OF TANGENCY
PVC	POLYVINYL CHLORIDE
R	RADIUS
RCP	REINFORCED CONCRETE PIPE
REQ'D	REQUIRED
RG	RESTRAINED GLANDS
RL	LONG RADIUS
ROW	RIGHT OF WAY
RP	RADIUS POINT
RR	RAIL ROAD
RS	SHORT RADIUS
RT	RIGHT
S	SLOPE
SAN	SANITARY
SC	SHORT CHORD
SCD	STANDARD CONTRACT DOCUMENTS
SCH	SCHEDULE
SF	SILT FENCE
SL	SECTION LINE
SSRB	STANDARD SPECIFICATIONS FOR ROAD & BRIDGE CONSTRUCTION
SSUJ	STANDARD SPECIFICATIONS FOR CONSTRUCTION OF UNDERGROUND UTILITIES
STA	STATION
STL	STEEL
STM	STORM
T	TELEPHONE
TAN	LENGTH OF TANGENT
TC	TOP OF CURB
TH	TEST HOLE
TV	TELEVISION
(TYP)	TYPICAL
UU	UNDERGROUND UTILITIES
VC	VERTICAL CURVE
VCP	VITRIFIED CLAY PIPE
VPC	VERTICAL POINT OF CURVATURE
VPCC	VERTICAL POINT OF COMPOUND CURVATURE
VPRC	VERTICAL POINT OF REVERSE CURVATURE
VPI	VERTICAL POINT OF INTERSECTION
VPT	VERTICAL POINT OF TANGENCY
W	WATER
Δ	DELTA ANGLE

LEGEND

BSWMP DRAINAGE BASIN BOUNDARY		PROPOSED CONCRETE CURB AND GUTTER	
BSWMP ANCHORED STRAW BALES		PROPOSED CONCRETE CURB, GUTTER, & SIDEWALK	
BSWMP SILT FENCE		PROPOSED CONCRETE SIDEWALK	
BUILDING		PROPOSED "WET" UTILITIES (CONSTRUCTION NOTE WILL INDICATE TYPE, SIZE, AND MATERIAL OF NEW MAIN)	
CONCRETE CURB AND GUTTER		ALL PROPOSED FEATURES NOT SHOWN IN LEGEND WILL BE SHOWN THE SAME AS THEIR EXISTING COUNTERPART, BUT INDICATED BY BOLDER LINETYPE	
CONCRETE CURB, GUTTER, & SIDEWALK		RAIL ROAD	
CONCRETE DITCH		RETAINING WALL	
CONCRETE SIDEWALK		STRIPING (CONTINUOUS WHITE)	
CULVERT		STRIPING (DASHED WHITE)	
EARTH DITCH		STRIPING (CONTINUOUS YELLOW)	
EDGE OF GRAVEL		STRIPING (DASHED YELLOW)	
EDGE OF PAVEMENT		TOP OF SLOPE	
FENCE (HT & MATL NOTED)		CONTOUR LINES (SHOWN BETWEEN TOP & TOE)	
GUARD RAIL		TOE OF SLOPE	
HATCHING: INDICATES ASPHALT REMOVAL		TRAFFIC DETECTOR LOOP	
HATCHING: INDICATES CONCRETE REMOVAL		UTILITY LINE (ABANDON) (THIS CASE A WATER LINE)	
HATCHING: INDICATES STAGING AREA		UTILITY LINE (CABLE TV)	
LINE (CENTER OF IMPROVEMENTS)		UTILITY LINE (ELECTRIC)	
LINE (CITY LIMITS)		UTILITY LINE (FIBER OPTIC)	
LINE (CONTROL)		UTILITY LINE (GAS)	
LINE (EASEMENT)		UTILITY LINE (HIGH VOLTAGE OVERHEAD POWER)	
LINE (MONUMENT/SECTION)		UTILITY LINE (OVERHEAD POWER)	
LINE (PROPERTY)		UTILITY LINE (OVERHEAD TELEPHONE)	
LINE (RIGHT OF WAY)		UTILITY LINE (SANITARY SEWER)	
MATCH LINE		UTILITY LINE (SANITARY SEWER FORCE MAIN)	
PIPE (IRRIGATION)		UTILITY LINE (SANITARY SEWER SERVICE)	
PIPE (SIPHON)		UTILITY LINE (STORM SEWER)	
		UTILITY LINE (STORM SEWER, PERFORATED)	
		UTILITY LINE (STORM/SANITARY SEWER SEWER COMBINATION)	
		UTILITY LINE (TELEPHONE)	
		UTILITY LINE (WATER)	

SYMBOLS

BENCH MARK	
CATCH BASIN	
CLEAN OUT	
CURB STOP	
FIRE HYDRANT	
GUY WIRE ANCHOR	
HEADGATE	
IRRIGATION PUMP	
MAILBOX	
MANHOLE (ELECTRIC)	
MANHOLE (GAS)	
MANHOLE (SANITARY/STORM)	
MANHOLE (TELEPHONE)	
MANHOLE (TV)	
MANHOLE (WATER)	
METER (GAS)	
METER (WATER)	
PEDESTAL (TELEPHONE)	
PEDESTAL (TV)	
PROPERTY PIN	
PULL BOX	
REDUCER FITTING	
SIGN OR POST (SIGN TYPE NOTED)	
SPRINKLER HEAD	
STREET LIGHT	
SURVEY MONUMENT (CITY)	
SURVEY MONUMENT (TYPE NOTED)	
TEST HOLE	
TRAFFIC PAINT MARKING	
TRAFFIC SIGNAL POLE AND MAST ARM	
UTILITY POLE	
VALVE (GAS)	
VALVE (IRRIGATION)	
VALVE (WATER)	
VEGETATION (HEDGE OR BUSH)	
VEGETATION (TREE STUMP)	
VEGETATION (TREE) (CALIPER SIZE NOTED)	
WATER HYDRANT	
WEIR	
YARD LIGHT	



REVISION Δ	DESCRIPTION	DATE	DRAWN BY JCS	DATE 2023
REVISION Δ			DESIGNED BY JCS	DATE 2023
REVISION Δ			CHECKED BY ER	DATE 2023
REVISION Δ			APPROVED BY KH	DATE 2023

SEE PLAN FOR SCALE INFO



PUBLIC WORKS ENGINEERING DIVISION
PROJECT NO. F0001

YUCATAN & SUMMER HILL CT
STANDARD ABBREVIATIONS LEGENDS AND SYMBOLS
November 14, 2023

SUMMARY OF EARTHWORK QUANTITIES - YUCATAN CT

INDEX			PROJECT TOTAL
Book	Page	Sheet	
			203-00010 UNCLASSIFIED EXCAVATION (CIP)
			ON SITE (QUANTITY CALCULATED FROM CIVIL3D - TIN SUBTRACTION)
			UNCLASSIFIED EXCAVATION
			ADDITION OF ROADWAY CROSS SECTIONS PRISM
			DEDUCT ASPHALT AND CONCRETE REMOVAL ITEMS
			60
			2525
			904
			TOTAL FOR PAY QUANTITIES
			1681
			EMBANKMENT MATERIAL (CIP) (FOR INFORMATION ONLY)
			QUANTITY CALCULATED FROM CIVIL3D - TIN SUBTRACTION
			UNCLASSIFIED EMBANKMENT
			227
			TOTAL
			227

INDEX			EARTHWORK QUANTITIES BALANCE (FOR INFORMATION ONLY)	PROJECT TOTAL	
Book	Page	Sheet		CU. YD.	As Const.
			Total Unclassified Excavation	1681	
			Total Embankment (net)	227	
			EMBANKMENT TIMES FACTOR 1.15 (compaction)	261	
			Excess Material leftover (Material to be hauled away from site by Contractor)	1420	

REVISION Δ REV 1	DESCRIPTION	DATE	DRAWN BY	JCS	DATE	2023
REVISION Δ REV 2			DESIGNED BY	JCS	DATE	2023
REVISION Δ REV 3			CHECKED BY	ER	DATE	2023
REVISION Δ REV 4			APPROVED BY	KH	DATE	2023

NO SCALE



PUBLIC WORKS
ENGINEERING DIVISION
PROJECT NO. F0001

YUCATAN & SUMMER HILL CT
SUMMARY OF EARTHWORK QUANTITIES
November 14, 2023

Yucatan Court - November 9, 2023

Item No.	CDOT, City Ref.	Description	Quantity	Units
1	202	Remove Asphalt Mat. Full Depth.	5,200.	SY
2	202	Remove Concrete	700.	SY
3	210	Adjust Water Valve to Finished Grade	7.	EA
4	210	Adjust Manhole to Finished Grade	10.	EA
5	210	Reference/Reset Survey Monument	1.	EA
6	210	Yard Restoration (includes any and all work and materials needed to restore yards and irrigation systems to preconstruction condition)	1.	LS
7	203	Unclassified Excavation	1,681.	CY
8	203	Unclassified Embankment	227.	CY
9	203	Haul Earthwork Material	1,420.	CY
10	420	Mirafi RS580i or engineer approved equal Geotextile Fabric	5,200.	SY
11	304	Aggregate Base Course (Class 6) (12" Thick)	5,200.	SY
12	401	Hot Mix Asphalt (4" thick) (Grading SX 75, Binder Grade 64-22)	1,150.	TON
13	608	Modified Concrete Drive Over Curb and Gutter Driveway 2.5' wide to include Class 6 Aggregate Base Course per Typical Cross Section	20.	LF
14	608	Modified Concrete Drive Over Curb and Gutter 2.5' wide to include Class 6 Aggregate Base Course per Typical Cross Section	165.	LF
15	608	Concrete Drive Over Curb, Gutter, and Sidewalk 6.5' wide to include Class 6 Aggregate Base Course per Typical Cross Section	815.	LF
16	608	Concrete Intersection Corner (8" thick) to include 8" thick Class 6 Aggregate Base Course	40.	SY
17	620	Sanitary Facility	1.	EA
18	625	Construction Surveying (2% plus/minus Project Cost)	1.	SUM
19	626	Mobilization (5% plus/minus Project Cost)	1.	SUM
20	630	Traffic Control (Complete In Place)	1.	SUM
21	630	Traffic Control Plan	1.	SUM
22	MCR	Minor Contract Revisions	1.	MCR

REVISION ▲	DESCRIPTION	DATE
REVISION ▲		
REVISION ▲		
REVISION ▲		

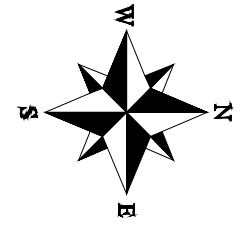
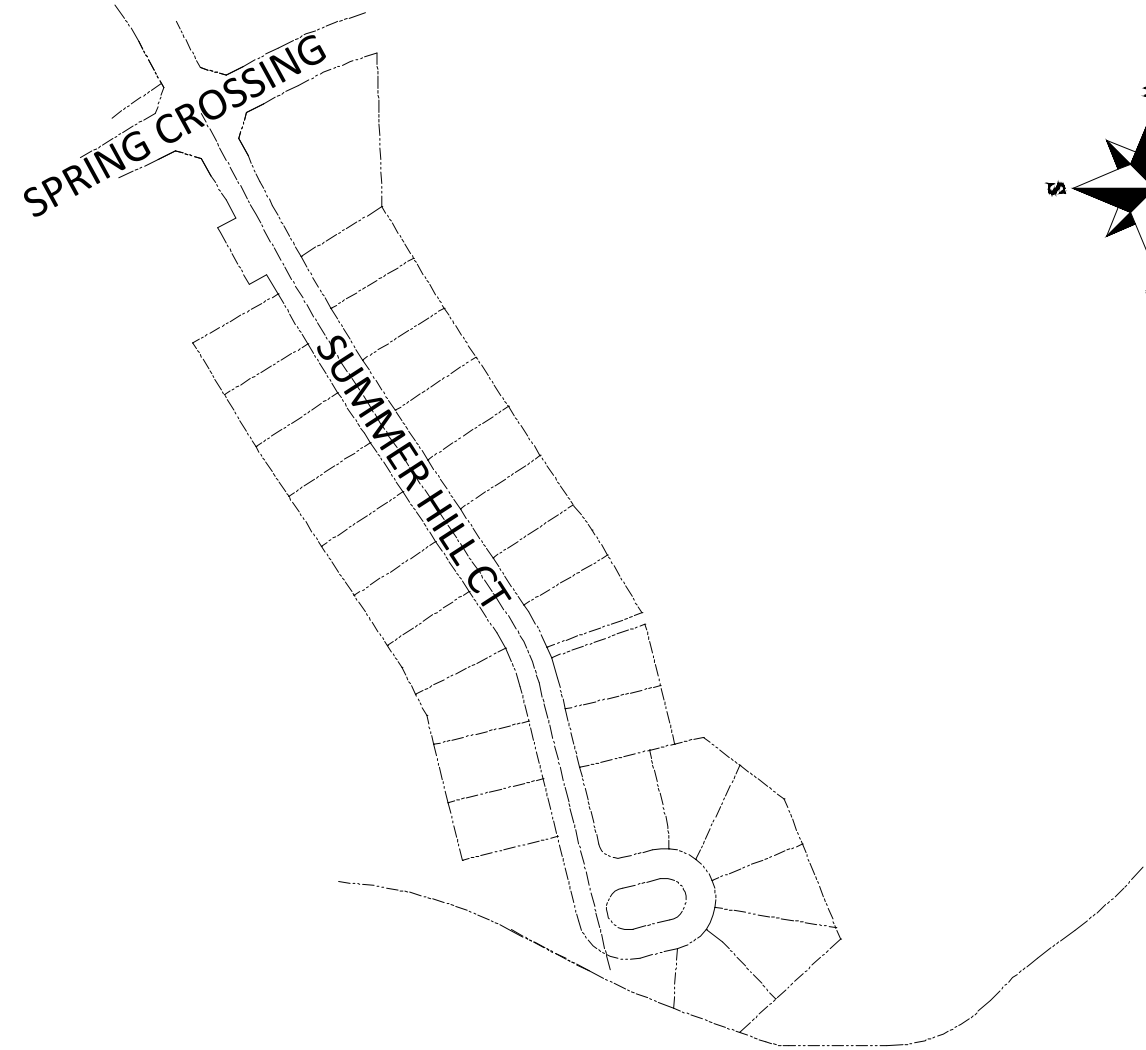
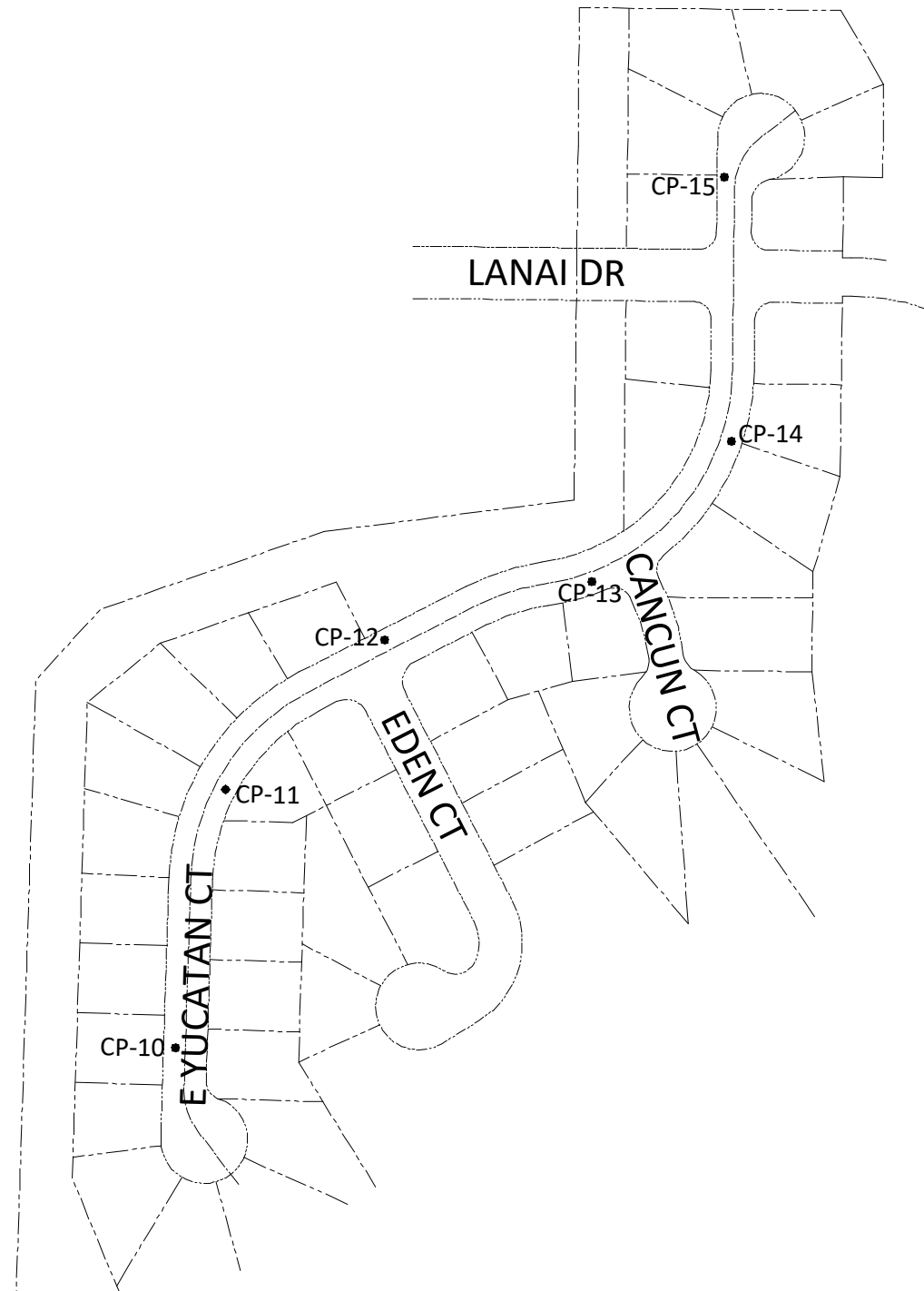
DRAWN BY	JCS	DATE	2023
DESIGNED BY	JCS	DATE	2023
CHECKED BY	ER	DATE	2023
APPROVED BY	KH	DATE	2023

NO SCALE



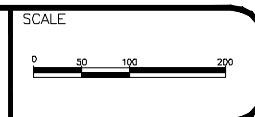
PUBLIC WORKS
ENGINEERING DIVISION
PROJECT NO. F0001

YUCATAN & SUMMER HILL CT
SUMMARY OF APPROXIMATE QUANTITIES - 1
November 14, 2023



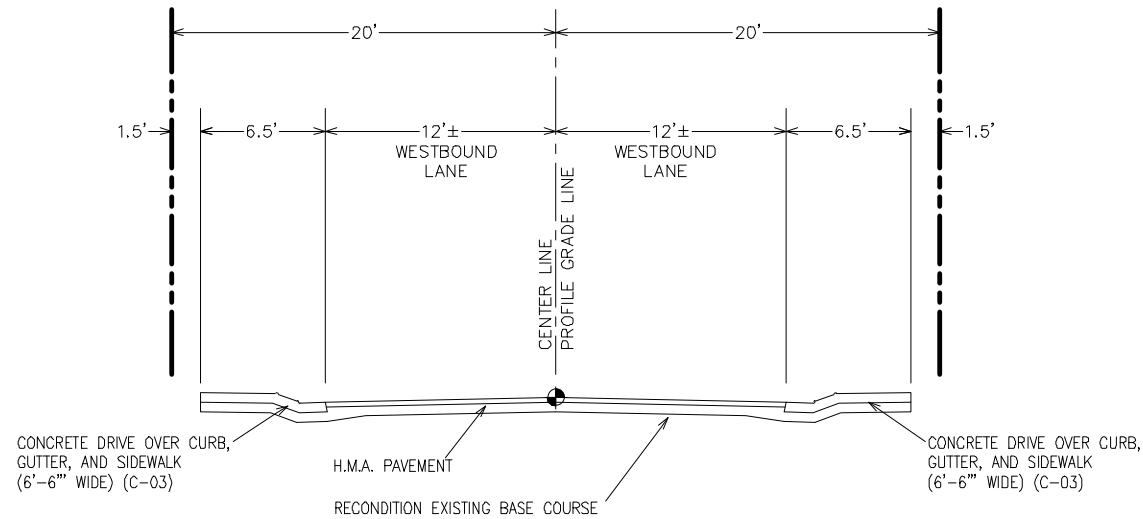
REVISION	DESCRIPTION	DATE
REVISION		
REVISION		
REVISION		

DRAWN BY	JCS	DATE	2023
DESIGNED BY	JCS	DATE	2023
CHECKED BY	ER	DATE	2023
APPROVED BY	KH	DATE	2023



PUBLIC WORKS
ENGINEERING DIVISION
PROJECT NO. F0001

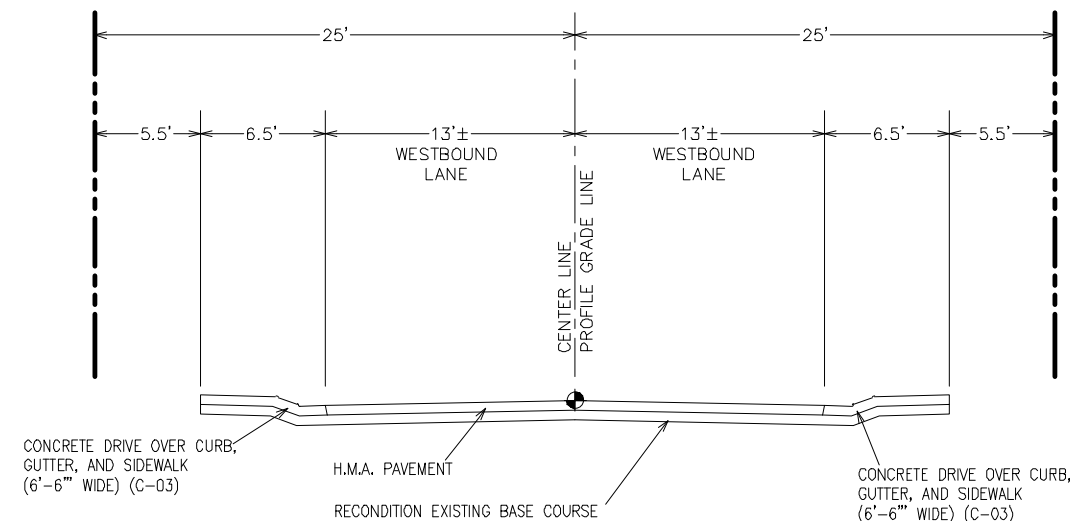
YUCATAN & SUMMER HILL CT
PROJECT CONTROL MAP - 1
November 14, 2023



Notes:

- PAVEMENT REPLACEMENT SHOWN FOR ILLUSTRATION PURPOSES. SEE REMOVAL AND IMPROVEMENT PLAN FOR EXTENTS OF PAVEMENT REPLACEMENT.
- CURB, GUTTER, AND WALK REPLACEMENT SHOWN FOR ILLUSTRATION PURPOSES. SEE REMOVAL AND IMPROVEMENT PLANS FOR EXTENTS OF CURB, GUTTER AND WALK REPLACEMENTS.

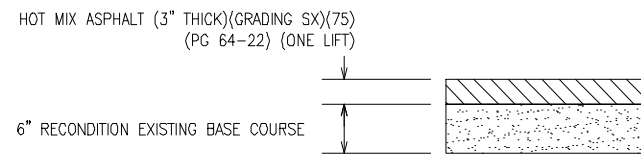
SUMMER HILL CT



Notes:

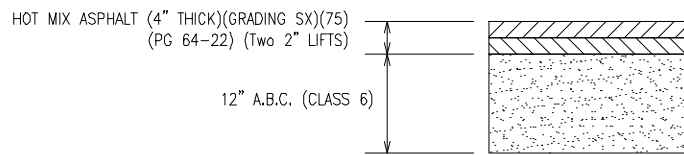
- 6'-6" DRIVE OVER CURB, GUTTER, AND SIDEWALK SHOWN FOR ILLUSTRATION PURPOSES. SEE IMPROVEMENT PLAN FOR SPECIFIC TYPES OF CURB, GUTTER, AND SIDEWALKS ON OUTSIDE OF ROAD SECTION AND EXTENTS OF REPLACEMENT.
- 50' RIGHT OF WAY WIDTH SHOWN (EAST YUCATAN CT). WEST YUCATAN CT. RIGHT OF WAY WIDTH IS 40'. SEE IMPROVEMENT PLANS FOR SPECIFICS.

YUCATAN CT



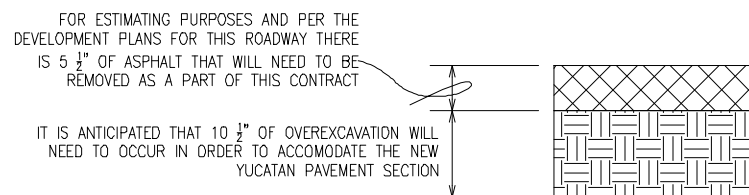
SUMMER HILL PAVEMENT SECTION

(SEE IMPROVEMENT PLAN FOR EXTENTS OF THIS ASPHALT PAVEMENT DETAIL)



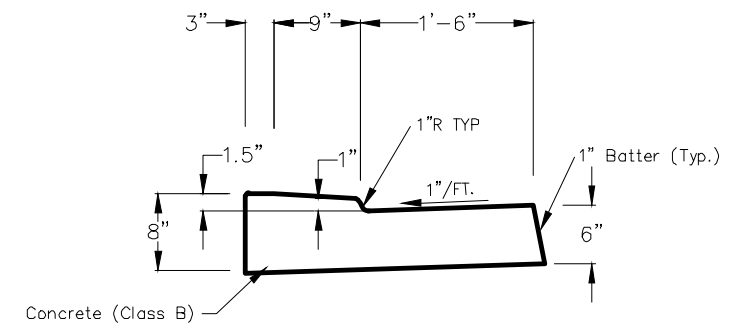
YUCATAN PAVEMENT SECTION

(SEE IMPROVEMENT PLAN FOR EXTENTS OF THIS ASPHALT PAVEMENT DETAIL)

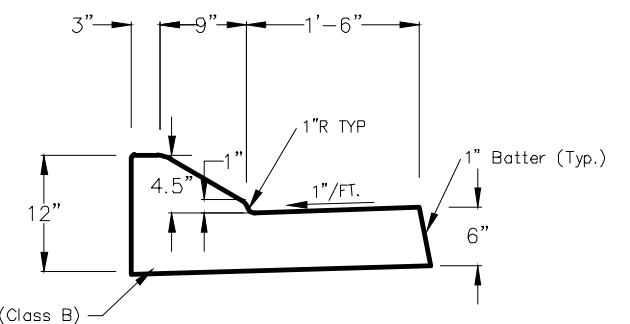


YUCATAN PAVEMENT REMOVAL AND OVER EXCAVATION SECTION

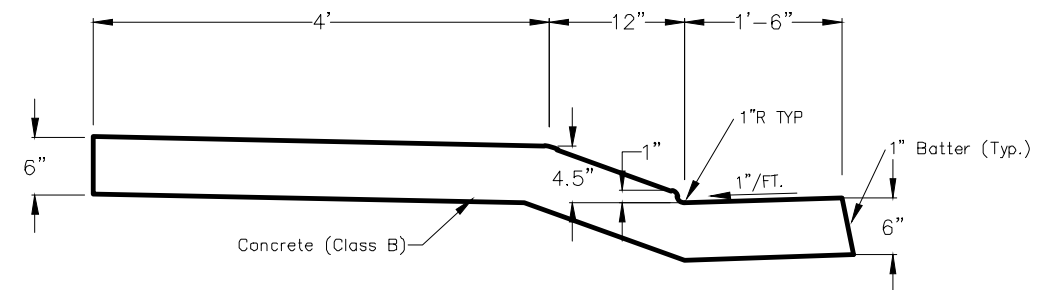
(SEE REMOVAL PLAN FOR EXTENTS OF THIS PAVEMENT REMOVAL DETAIL)



MODIFIED DRIVE OVER CURB AND GUTTER DRIVEWAY (2.5' WIDE) (MODIFIED CITY STANDARD CONC DETAIL C-04 DRIVEWAY)



MODIFIED DRIVE OVER CURB AND GUTTER (2.5' WIDE) (MODIFIED CITY STANDARD CONC DETAIL C-04)



DRIVE OVER CURB, GUTTER, AND SIDEWALK (6'-6" WIDE) (CITY STANDARD CONC DETAIL C-03)

Notes:

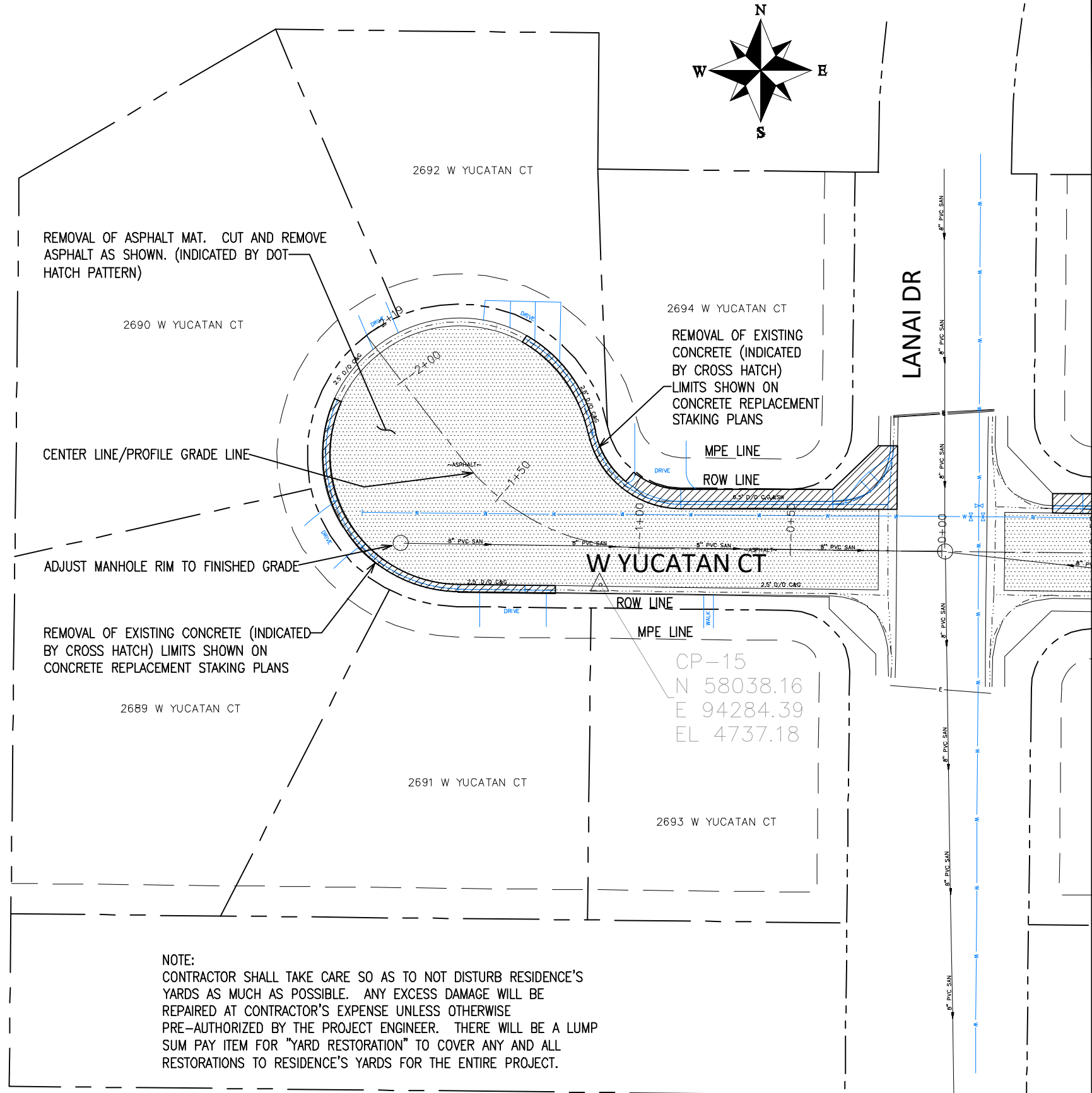
- ALL CONCRETE CURB, GUTTER, AND SIDEWALKS SHALL INCLUDE A MINIMUM OF 6" OF CLASS 6 AGGREGATE BASE COURSE

REVISION	DESCRIPTION	DATE	DRAWN BY	DATE	SCALES:
REVISION			JCS	2023	NO SCALE
REVISION			JCS	2023	
REVISION			ER	2023	
REVISION			KH	2023	
REVISION					




PUBLIC WORKS ENGINEERING DIVISION
PROJECT NO. F0001

YUCATAN & SUMMER HILL CT TYPICAL ROADWAY SECTIONS - 1



REMOVAL OF ASPHALT MAT. CUT AND REMOVE ASPHALT AS SHOWN. (INDICATED BY DOT HATCH PATTERN)



CENTER LINE/PROFILE GRADE LINE

ADJUST MANHOLE RIM TO FINISHED GRADE

REMOVAL OF EXISTING CONCRETE (INDICATED BY CROSS HATCH) LIMITS SHOWN ON CONCRETE REPLACEMENT STAKING PLANS

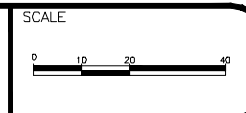
REMOVAL OF EXISTING CONCRETE (INDICATED BY CROSS HATCH) LIMITS SHOWN ON CONCRETE REPLACEMENT STAKING PLANS

NOTE:
 CONTRACTOR SHALL TAKE CARE SO AS TO NOT DISTURB RESIDENCE'S YARDS AS MUCH AS POSSIBLE. ANY EXCESS DAMAGE WILL BE REPAIRED AT CONTRACTOR'S EXPENSE UNLESS OTHERWISE PRE-AUTHORIZED BY THE PROJECT ENGINEER. THERE WILL BE A LUMP SUM PAY ITEM FOR "YARD RESTORATION" TO COVER ANY AND ALL RESTORATIONS TO RESIDENCE'S YARDS FOR THE ENTIRE PROJECT.

MATCH LINE

REVISION	DESCRIPTION	DATE
REVISION		
REVISION		
REVISION		

DRAWN BY	JCS	DATE	2023
DESIGNED BY	JCS	DATE	2023
CHECKED BY	ER	DATE	2023
APPROVED BY	KH	DATE	2023

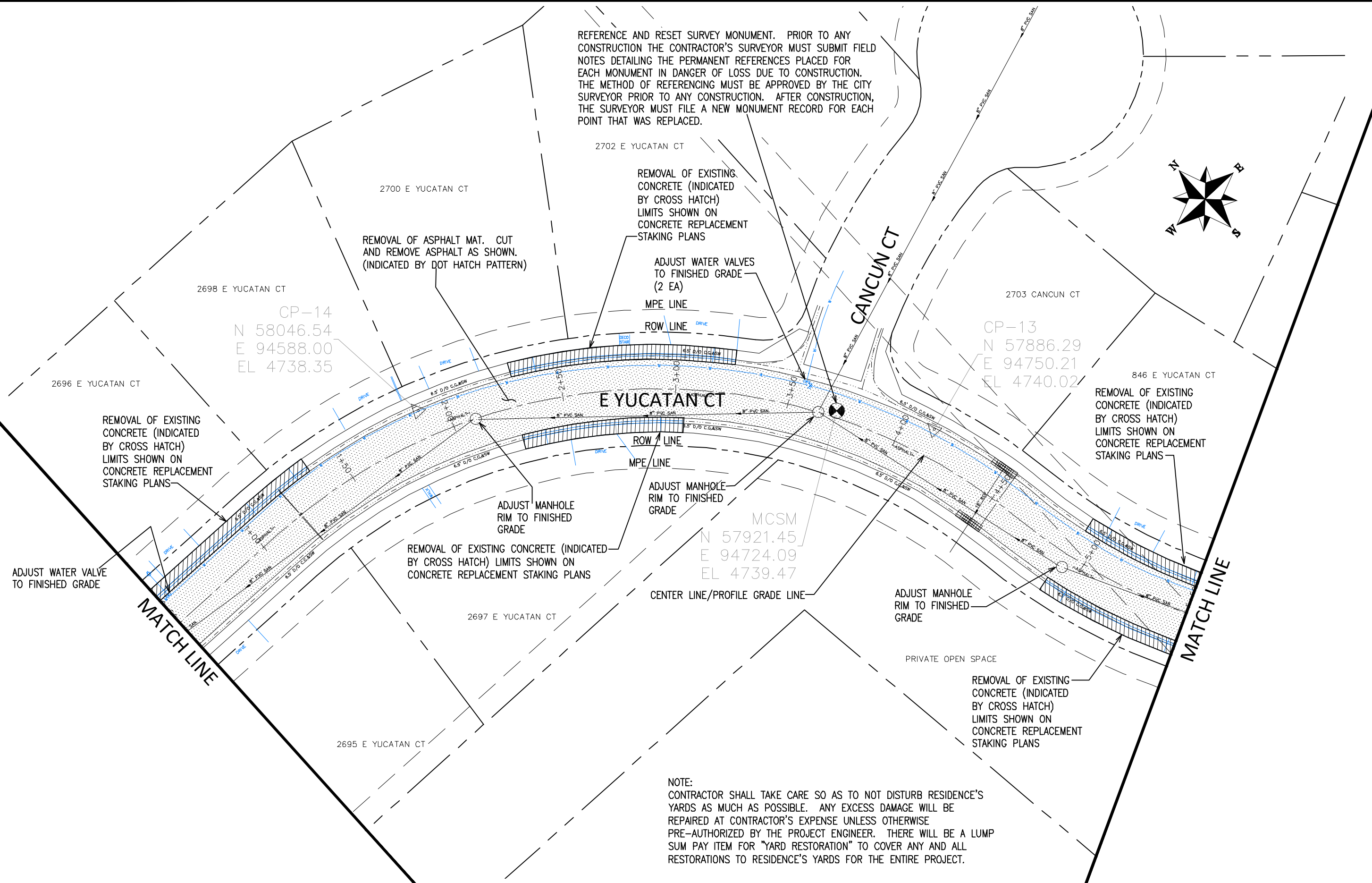



**PUBLIC WORKS
 ENGINEERING DIVISION**
 PROJECT NO. F0001

**YUCATAN & SUMMER HILL CT
 REMOVAL PLAN - 1**
 November 14, 2023

N:\EngProj\F0001 (Contract Street Maintenance)\2023\Yucatan Neighborhood\60CAD\DESIGN\REMOVAL PLAN.dwg, 11/14/2023 7:01:12 AM

REFERENCE AND RESET SURVEY MONUMENT. PRIOR TO ANY CONSTRUCTION THE CONTRACTOR'S SURVEYOR MUST SUBMIT FIELD NOTES DETAILING THE PERMANENT REFERENCES PLACED FOR EACH MONUMENT IN DANGER OF LOSS DUE TO CONSTRUCTION. THE METHOD OF REFERENCING MUST BE APPROVED BY THE CITY SURVEYOR PRIOR TO ANY CONSTRUCTION. AFTER CONSTRUCTION, THE SURVEYOR MUST FILE A NEW MONUMENT RECORD FOR EACH POINT THAT WAS REPLACED.



NOTE:
 CONTRACTOR SHALL TAKE CARE SO AS TO NOT DISTURB RESIDENCE'S YARDS AS MUCH AS POSSIBLE. ANY EXCESS DAMAGE WILL BE REPAIRED AT CONTRACTOR'S EXPENSE UNLESS OTHERWISE PRE-AUTHORIZED BY THE PROJECT ENGINEER. THERE WILL BE A LUMP SUM PAY ITEM FOR "YARD RESTORATION" TO COVER ANY AND ALL RESTORATIONS TO RESIDENCE'S YARDS FOR THE ENTIRE PROJECT.

REVISION	DESCRIPTION	DATE	DRAWN BY	DATE	SCALE
REVISION			JCS	2023	
REVISION			JCS	2023	
REVISION			ER	2023	
REVISION			KH	2023	
REVISION					

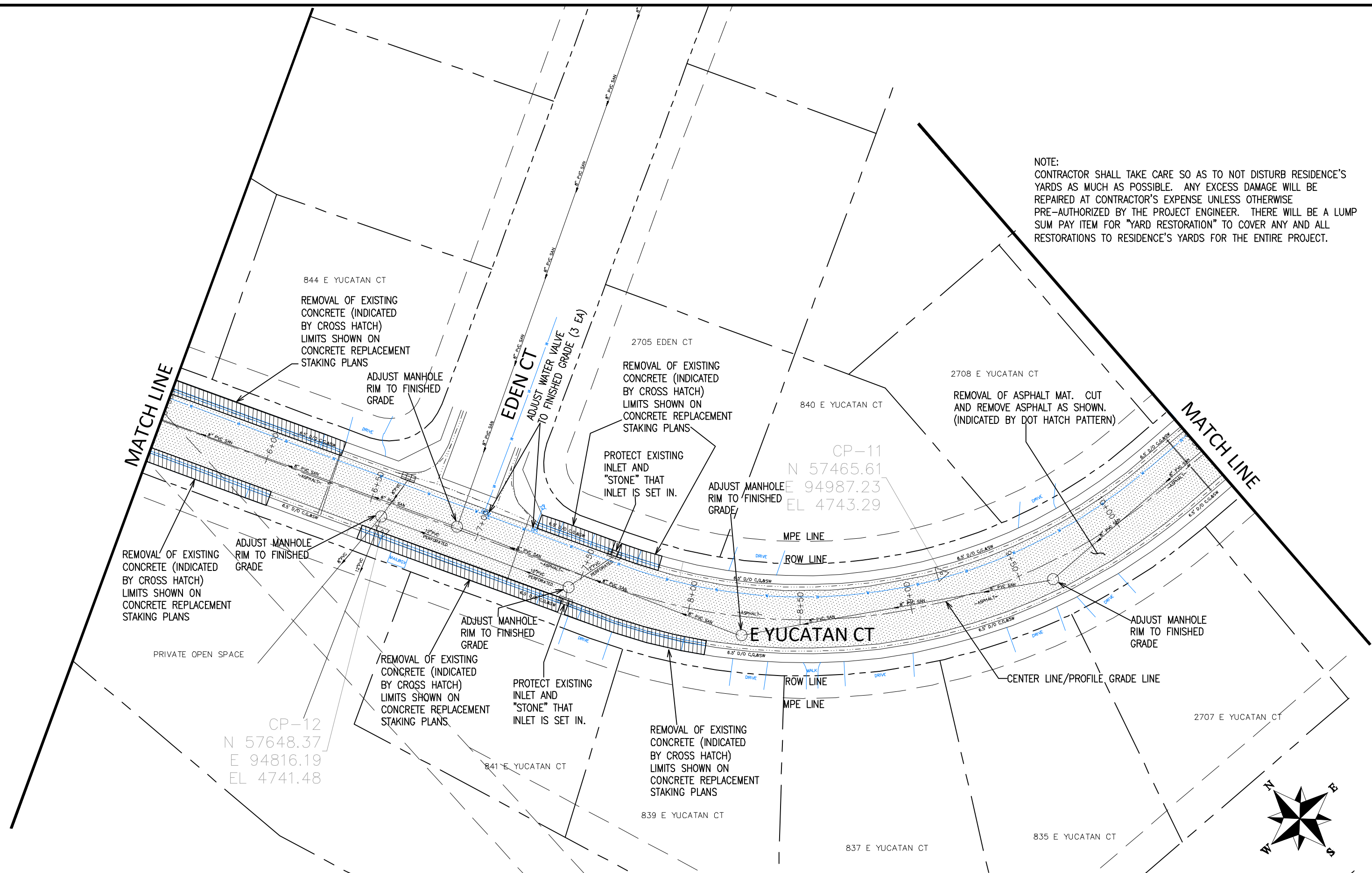


**PUBLIC WORKS
 ENGINEERING DIVISION**
 PROJECT NO. F0001

**YUCATAN & SUMMER HILL CT
 REMOVAL PLAN - 2**
 November 14, 2023

N:\EngProj\F0001 (Contract Street Maintenance)\2023\Yucatan Neighborhood\60CAD\DESIGN\REMOVAL PLAN.dwg - PLOTTED 11/14/2023 7:01:12 AM

NOTE:
 CONTRACTOR SHALL TAKE CARE SO AS TO NOT DISTURB RESIDENCE'S YARDS AS MUCH AS POSSIBLE. ANY EXCESS DAMAGE WILL BE REPAIRED AT CONTRACTOR'S EXPENSE UNLESS OTHERWISE PRE-AUTHORIZED BY THE PROJECT ENGINEER. THERE WILL BE A LUMP SUM PAY ITEM FOR "YARD RESTORATION" TO COVER ANY AND ALL RESTORATIONS TO RESIDENCE'S YARDS FOR THE ENTIRE PROJECT.



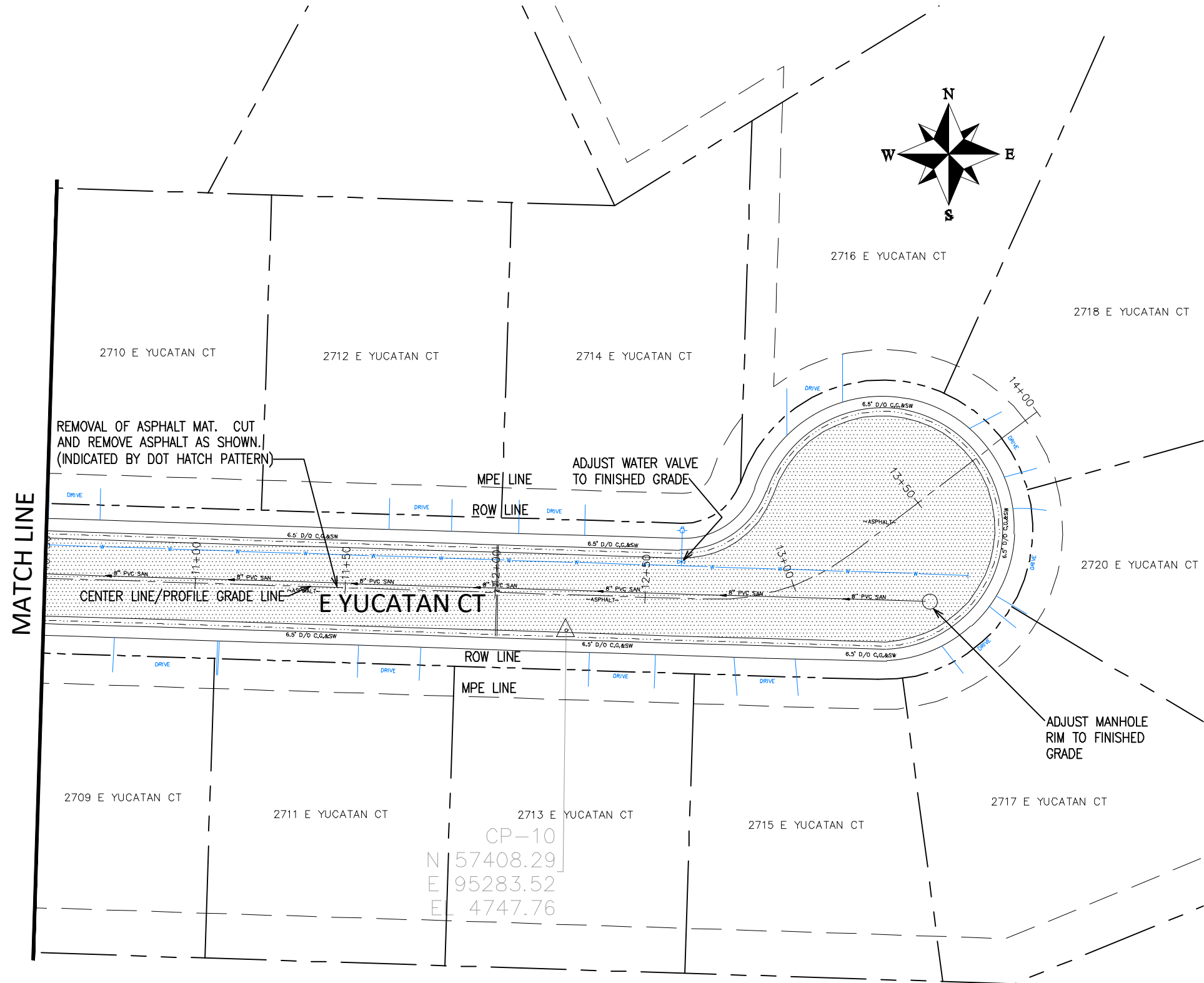
REVISION	DESCRIPTION	DATE	DRAWN BY	DATE	SCALE
REVISION			JCS	2023	
REVISION			JCS	2023	
REVISION			ER	2023	
REVISION			KH	2023	
REVISION					



**PUBLIC WORKS
 ENGINEERING DIVISION**
 PROJECT NO. F0001

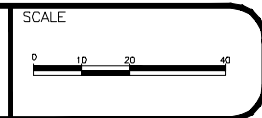
**YUCATAN & SUMMER HILL CT
 REMOVAL PLAN - 3**
 November 14, 2023

N:\EngProj\F0001 (Contract Street Maintenance)\2023\Yucatan Neighborhood\60CAD\DESIGN\REMOVAL PLAN.dwg, 11/14/2023 7:01:13 AM



NOTE:
 CONTRACTOR SHALL TAKE CARE SO AS TO NOT DISTURB RESIDENCE'S YARDS AS MUCH AS POSSIBLE. ANY EXCESS DAMAGE WILL BE REPAIRED AT CONTRACTOR'S EXPENSE UNLESS OTHERWISE PRE-AUTHORIZED BY THE PROJECT ENGINEER. THERE WILL BE A LUMP SUM PAY ITEM FOR "YARD RESTORATION" TO COVER ANY AND ALL RESTORATIONS TO RESIDENCE'S YARDS FOR THE ENTIRE PROJECT.

REVISION	DESCRIPTION	DATE	DRAWN BY	DATE
REVISION			JCS	2023
REVISION			JCS	2023
REVISION			ER	2023
REVISION			KH	2023

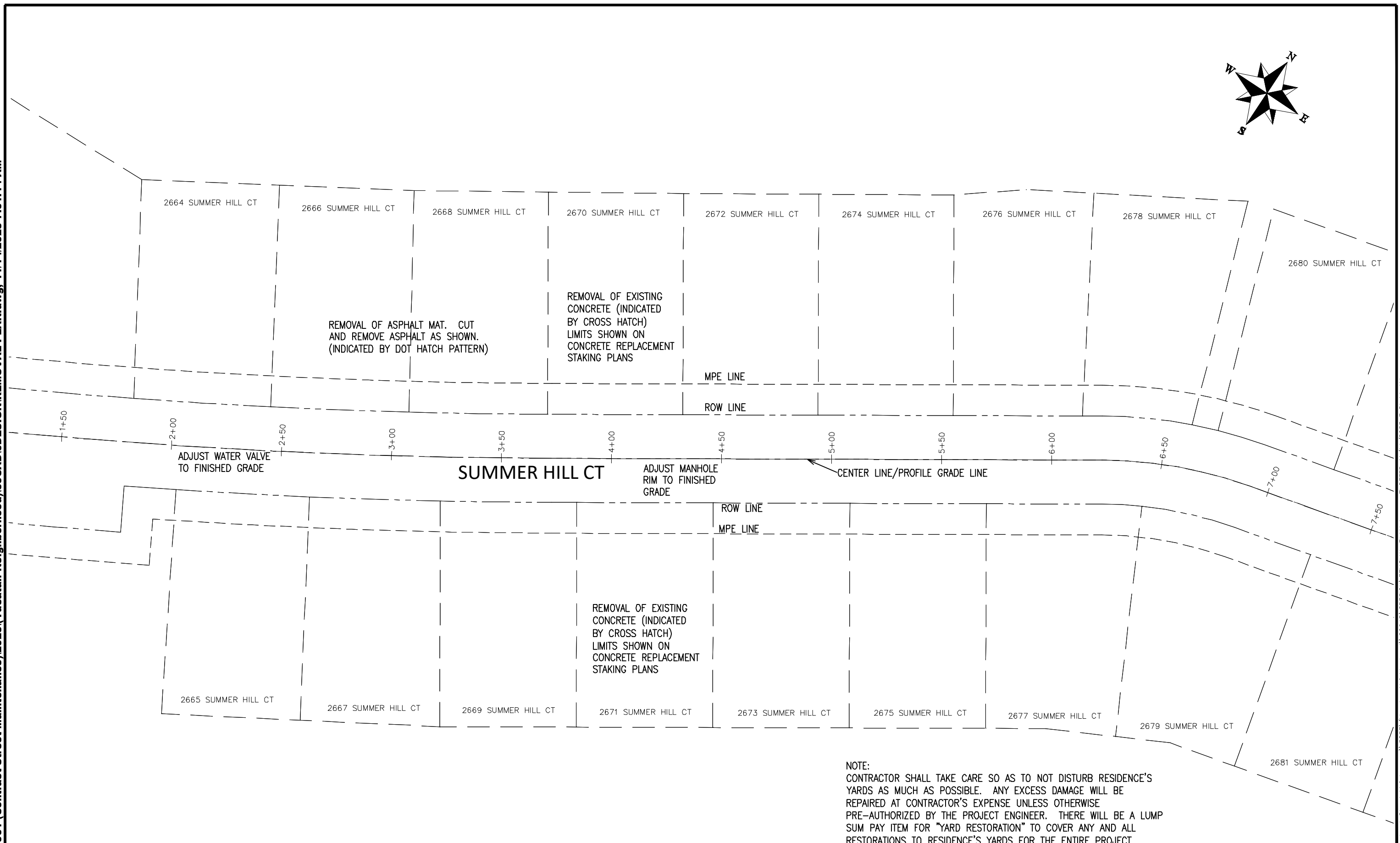



**PUBLIC WORKS
 ENGINEERING DIVISION**
 PROJECT NO. F0001

**YUCATAN & SUMMER HILL CT
 REMOVAL PLAN - 4**
 November 14, 2023

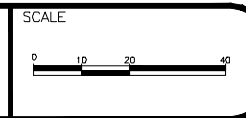
N:\EngProj\F0001 (Contract Street Maintenance)\2023\Yucatan Neighborhood\60CAD\DESIGN\REMOVAL PLAN.dwg - PLOTTED 11/14/2023 7:01:13 AM

N:\EngProj\F0001 (Contract Street Maintenance)\2023\Yucatan Neighborhood\60CAD\DESIGN\REMOVAL PLAN.dwg, 11/14/2023 7:01:14 AM



NOTE:
 CONTRACTOR SHALL TAKE CARE SO AS TO NOT DISTURB RESIDENCE'S YARDS AS MUCH AS POSSIBLE. ANY EXCESS DAMAGE WILL BE REPAIRED AT CONTRACTOR'S EXPENSE UNLESS OTHERWISE PRE-AUTHORIZED BY THE PROJECT ENGINEER. THERE WILL BE A LUMP SUM PAY ITEM FOR "YARD RESTORATION" TO COVER ANY AND ALL RESTORATIONS TO RESIDENCE'S YARDS FOR THE ENTIRE PROJECT.


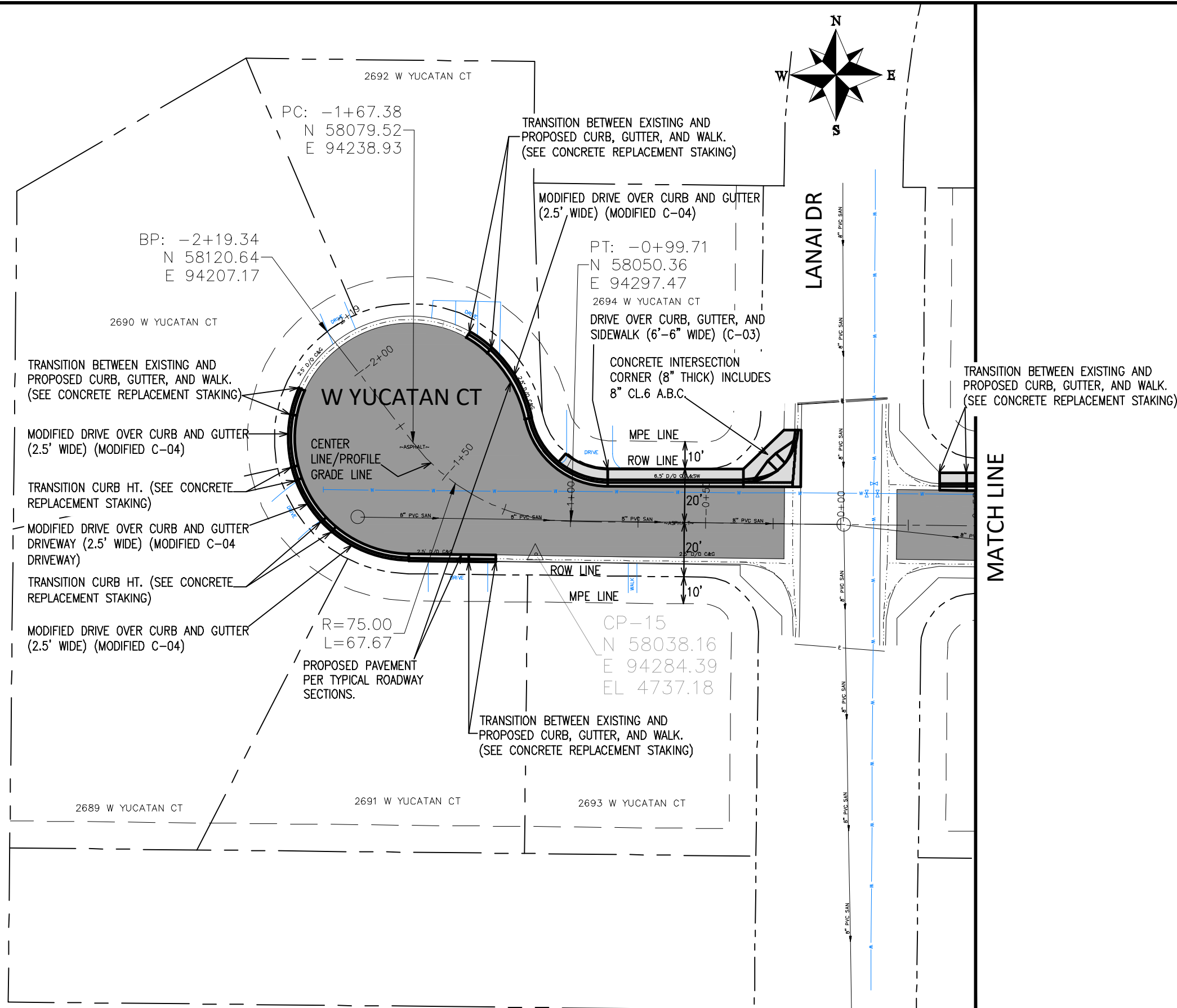
REVISION	DESCRIPTION	DATE	DRAWN BY	DATE
REVISION			JCS	2023
REVISION			JCS	2023
REVISION			ER	2023
REVISION			KH	2023



PUBLIC WORKS
 ENGINEERING DIVISION
 PROJECT NO. F0001

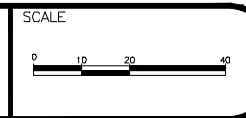
YUCATAN & SUMMER HILL CT
 REMOVAL PLAN - 5
 November 14, 2023

N:\EngProj\F0001 (Contract Street Maintenance)\2023\Yucatan Neighborhood\60CAD\DESIGN\REMOVAL PLAN.dwg - PLOTTED 11/14/2023 7:01:14 AM



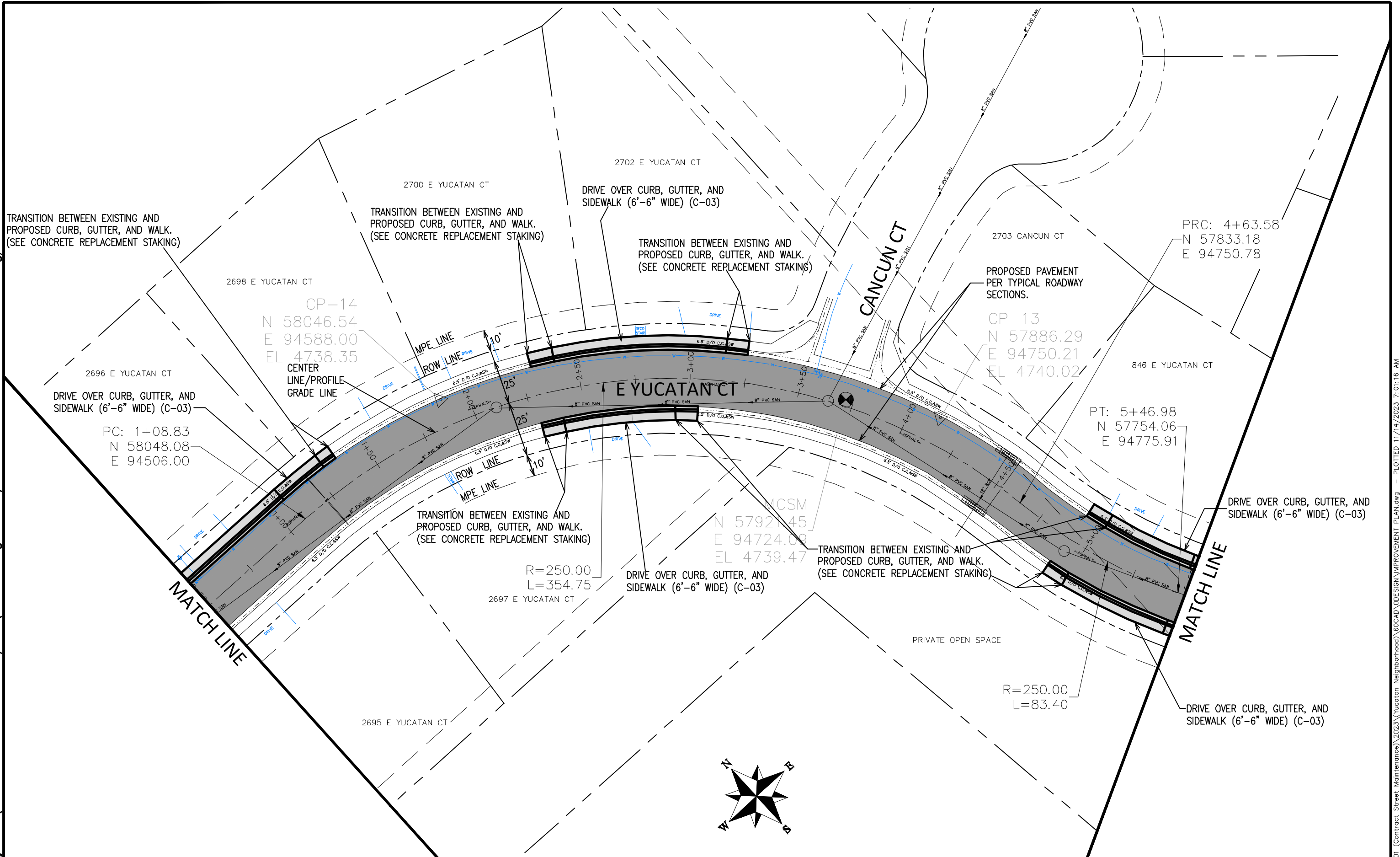
MATCH LINE

REVISION	DESCRIPTION	DATE	DRAWN BY	DATE
REVISION			JCS	2023
REVISION			JCS	2023
REVISION			ER	2023
REVISION			KH	2023



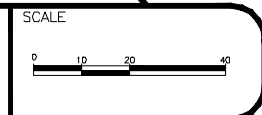
**PUBLIC WORKS
ENGINEERING DIVISION**
PROJECT NO. F0001

**YUCATAN & SUMMER HILL CT
IMPROVEMENT PLAN - 1**
November 14, 2023



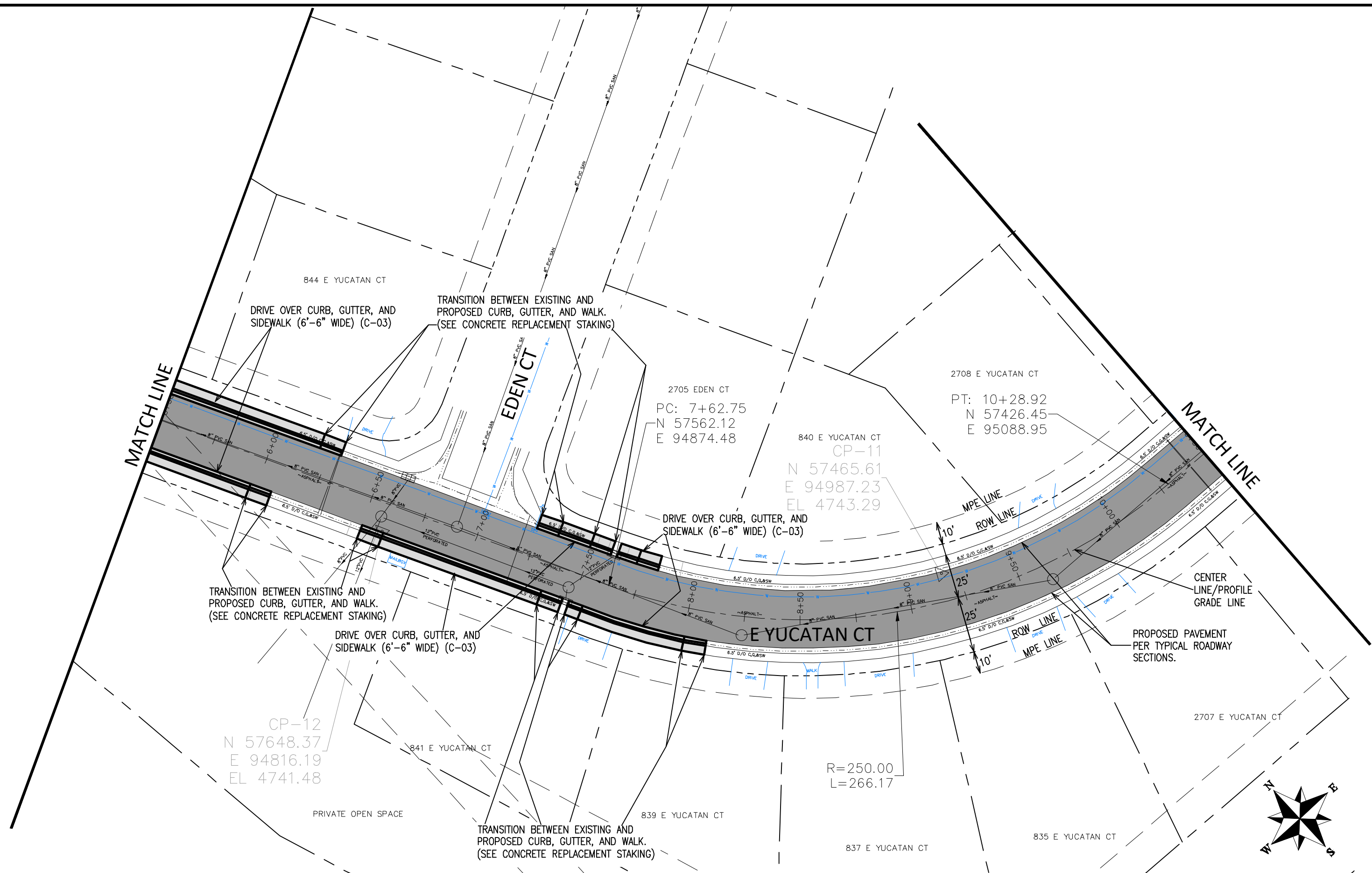
REVISION	DESCRIPTION	DATE
REVISION		
REVISION		
REVISION		

DRAWN BY	JCS	DATE	2023
DESIGNED BY	JCS	DATE	2023
CHECKED BY	ER	DATE	2023
APPROVED BY	KH	DATE	2023



**PUBLIC WORKS
ENGINEERING DIVISION**
PROJECT NO. F0001

**YUCATAN & SUMMER HILL CT
IMPROVEMENT PLAN - 2**
November 14, 2023



DRIVE OVER CURB, GUTTER, AND SIDEWALK (6'-6" WIDE) (C-03)

TRANSITION BETWEEN EXISTING AND PROPOSED CURB, GUTTER, AND WALK. (SEE CONCRETE REPLACEMENT STAKING)

2705 EDEN CT
 PC: 7+62.75
 N 57562.12
 E 94874.48

840 E YUCATAN CT
 CP-11
 N 57465.61
 E 94987.23
 EL 4743.29

2708 E YUCATAN CT
 PT: 10+28.92
 N 57426.45
 E 95088.95

TRANSITION BETWEEN EXISTING AND PROPOSED CURB, GUTTER, AND WALK. (SEE CONCRETE REPLACEMENT STAKING)


DRIVE OVER CURB, GUTTER, AND SIDEWALK (6'-6" WIDE) (C-03)

CP-12
 N 57648.37
 E 94816.19
 EL 4741.48

TRANSITION BETWEEN EXISTING AND PROPOSED CURB, GUTTER, AND WALK. (SEE CONCRETE REPLACEMENT STAKING)

R=250.00
 L=266.17

PROPOSED PAVEMENT PER TYPICAL ROADWAY SECTIONS.

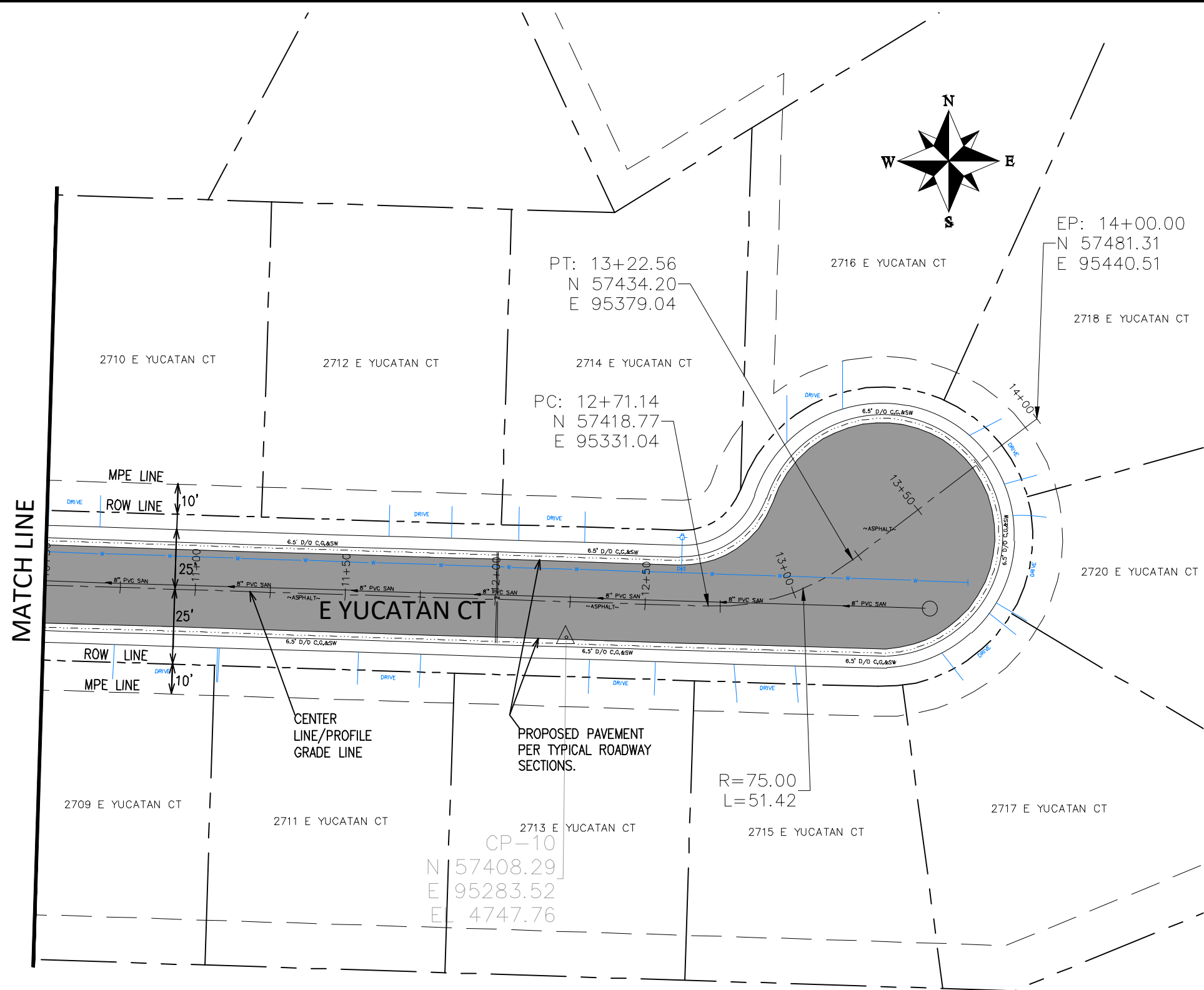


REVISION	DESCRIPTION	DATE	DRAWN BY	DATE	SCALE
REVISION			JCS	2023	
REVISION			JCS	2023	
REVISION			ER	2023	
REVISION			KH	2023	
REVISION					

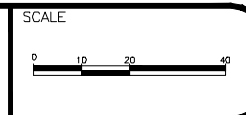


**PUBLIC WORKS
 ENGINEERING DIVISION**
 PROJECT NO. F0001

**YUCATAN & SUMMER HILL CT
 IMPROVEMENT PLAN - 3**
 November 14, 2023



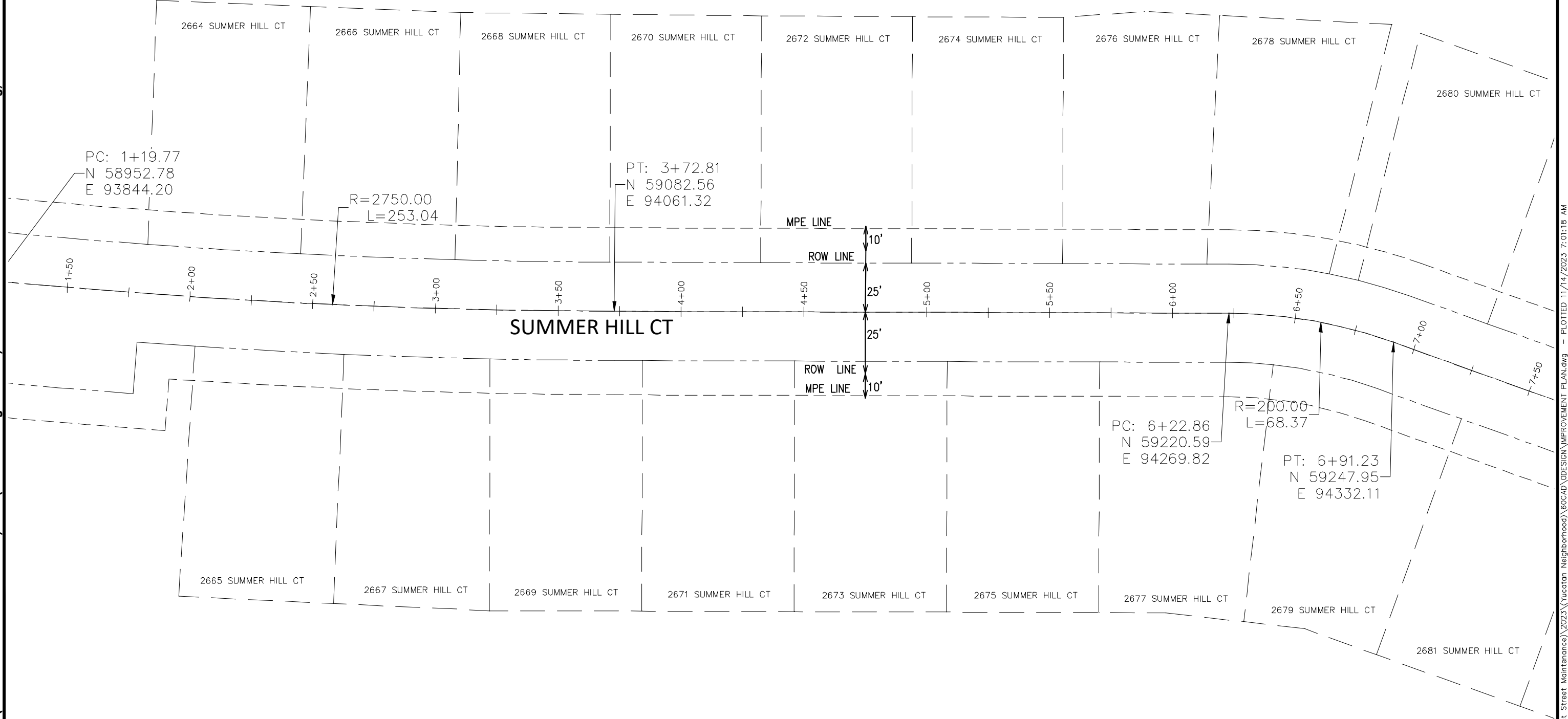

REVISION	DESCRIPTION	DATE	DRAWN BY	DATE
REVISION			JCS	2023
REVISION			JCS	2023
REVISION			ER	2023
REVISION			KH	2023



**PUBLIC WORKS
ENGINEERING DIVISION**
PROJECT NO. F0001

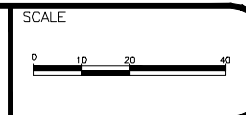
**YUCATAN & SUMMER HILL CT
IMPROVEMENT PLAN - 4**
November 14, 2023

N:\EngProj\F0001 (Contract Street Maintenance)\2023\Yucatan Neighborhood\60CAD\DESIGN\IMPROVEMENT PLAN.dwg, 11/14/2023 7:01:18 AM



REVISION	DESCRIPTION	DATE
REVISION		
REVISION		
REVISION		

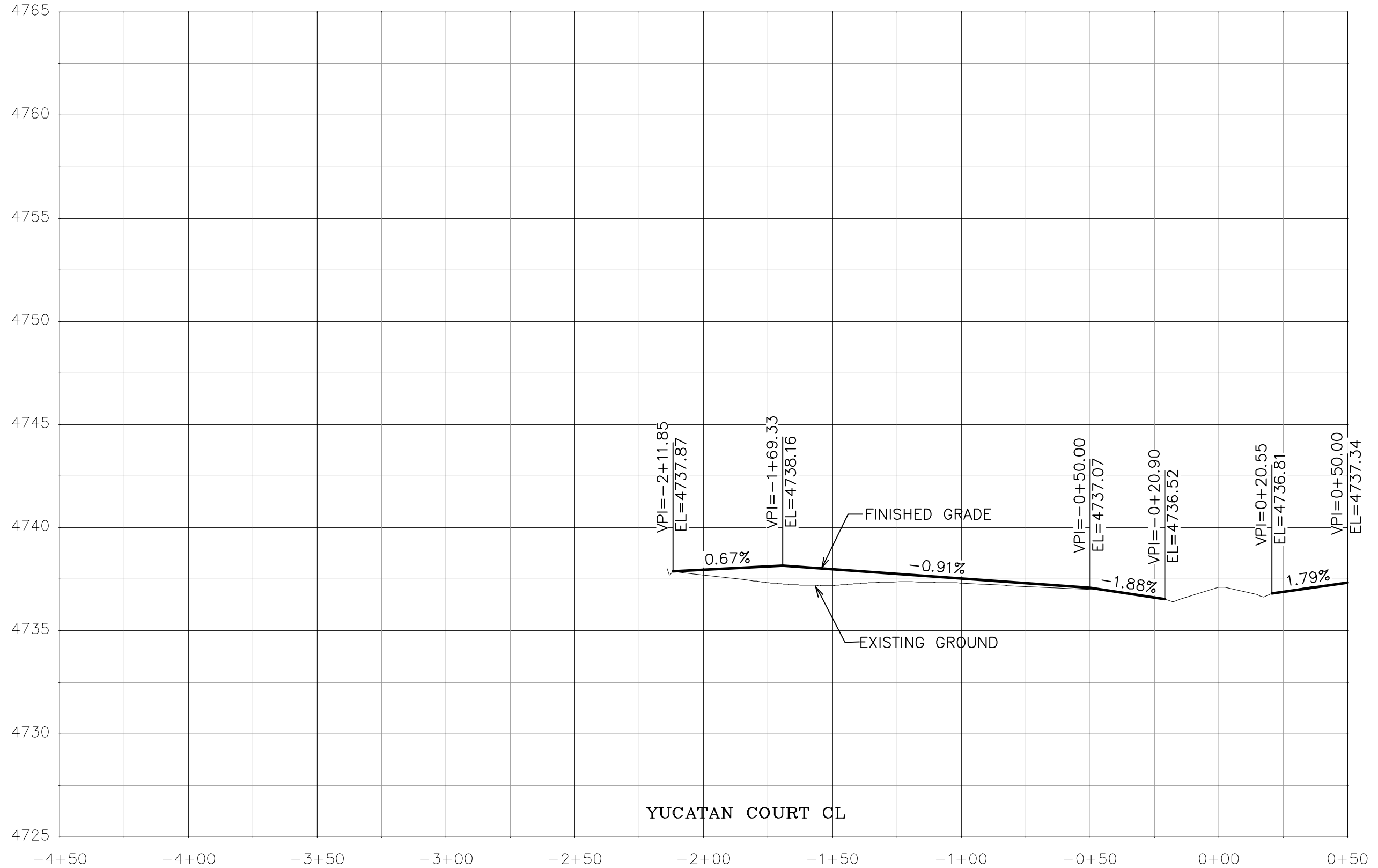
DRAWN BY	JCS	DATE	2023
DESIGNED BY	JCS	DATE	2023
CHECKED BY	ER	DATE	2023
APPROVED BY	KH	DATE	2023



PUBLIC WORKS
ENGINEERING DIVISION
PROJECT NO. F0001

YUCATAN & SUMMER HILL CT
IMPROVEMENT PLAN - 5
November 14, 2023

N:\EngProj\F0001 (Contract Street Maintenance)\2023\Yucatan Neighborhood\60CAD\DESIGN\IMPROVEMENT PLAN.dwg - PLOTTED 11/14/2023 7:01:18 AM



REVISION	DESCRIPTION	DATE
REVISION		
REVISION		
REVISION		

DRAWN BY	JCS	DATE	2023
DESIGNED BY	JCS	DATE	2023
CHECKED BY	ER	DATE	2023
APPROVED BY	KH	DATE	2023

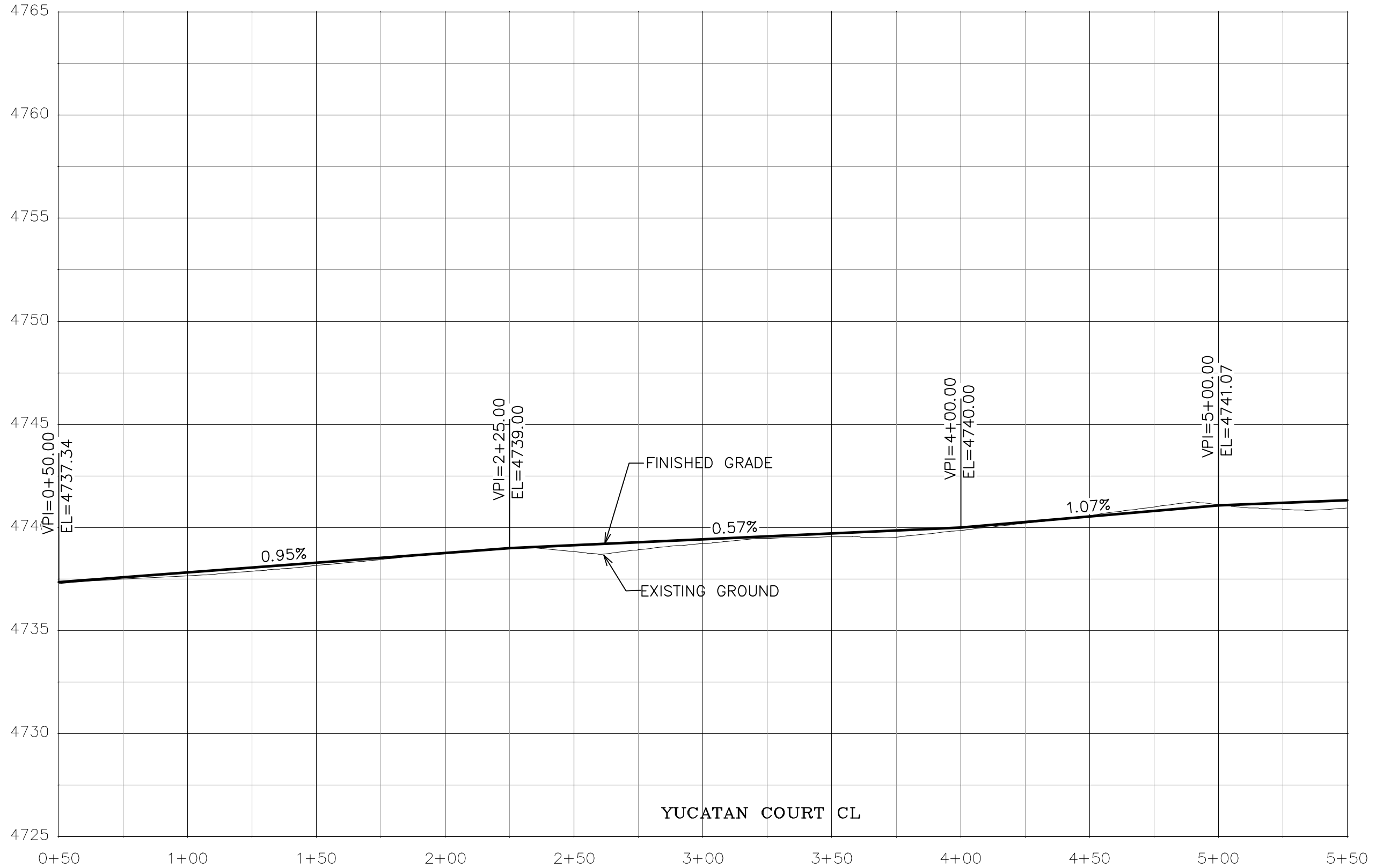
SCALES:

PLAN & PROFILE	1" = 40'
HORIZONTAL	1" = 40'
VERTICAL	1" = 5'



**PUBLIC WORKS
ENGINEERING DIVISION**
PROJECT NO. F0001

**YUCATAN & SUMMER HILL CT
ROAD PROFILE - 1**
November 14, 2023



REVISION	DESCRIPTION	DATE
REVISION		
REVISION		
REVISION		

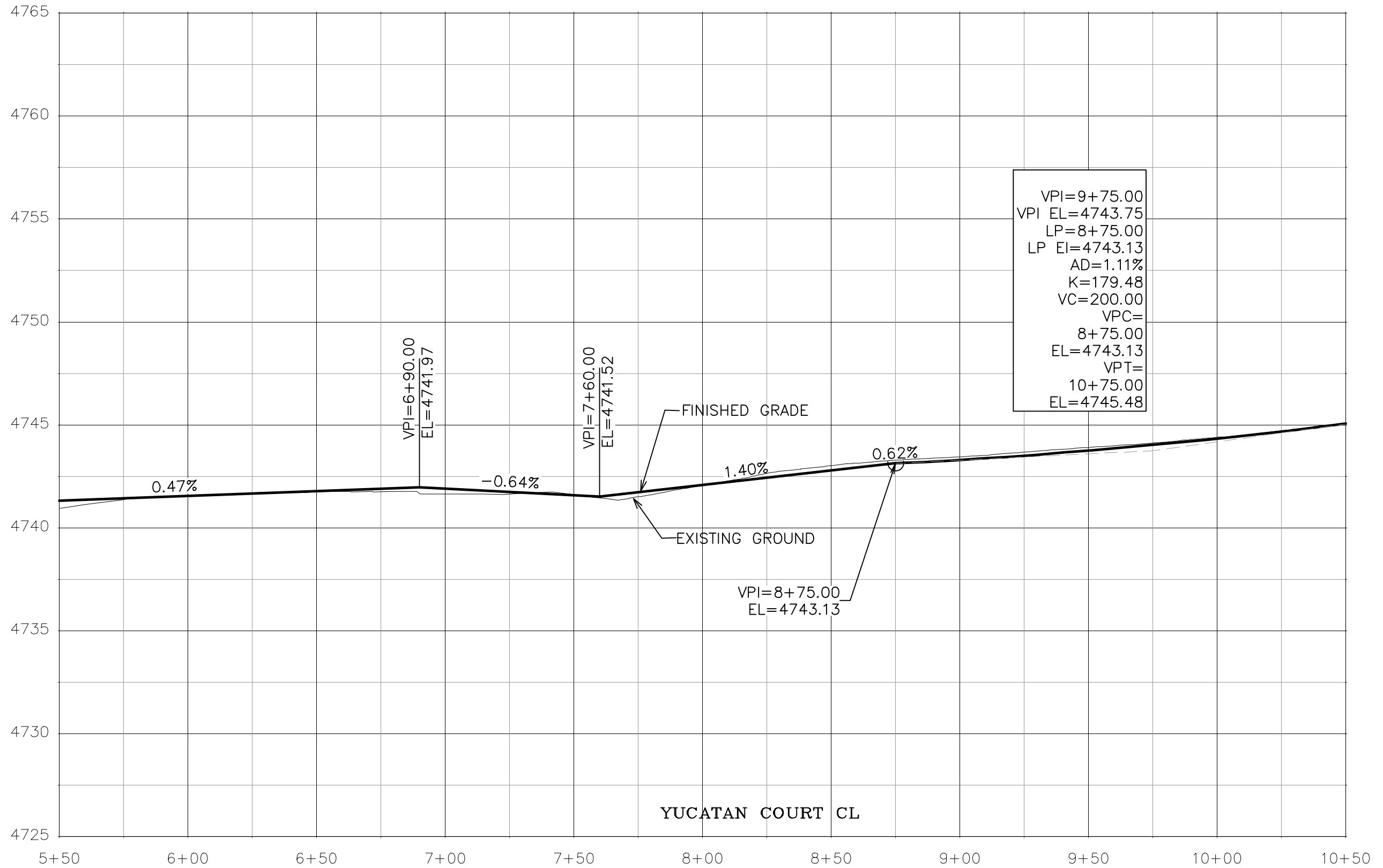
DRAWN BY	JCS	DATE	2023
DESIGNED BY	JCS	DATE	2023
CHECKED BY	ER	DATE	2023
APPROVED BY	KH	DATE	2023

SCALES:	
PLAN & PROFILE	
HORIZONTAL	1" = 40'
VERTICAL	1" = 5'



PUBLIC WORKS
ENGINEERING DIVISION
PROJECT NO. F0001

YUCATAN & SUMMER HILL CT
ROAD PROFILE - 2
November 14, 2023



REVISION	DESCRIPTION	DATE
REVISION		
REVISION		
REVISION		

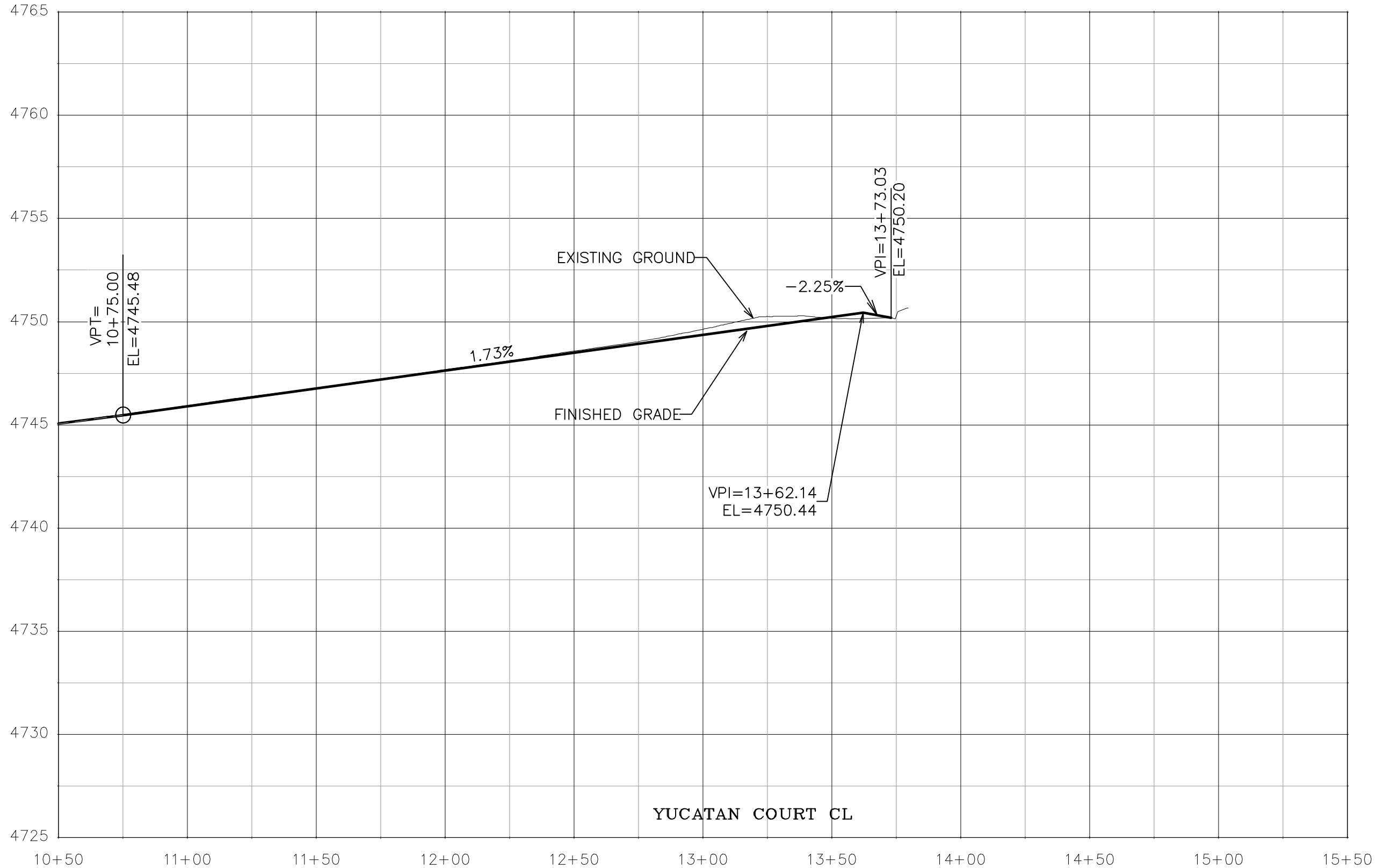
DRAWN BY	JCS	DATE	2023
DESIGNED BY	JCS	DATE	2023
CHECKED BY	ER	DATE	2023
APPROVED BY	KH	DATE	2023

SCALES:	
PLAN & PROFILE	
HORIZONTAL	1" = 40'
VERTICAL	1" = 5'



PUBLIC WORKS
ENGINEERING DIVISION
PROJECT NO. F0001

YUCATAN & SUMMER HILL CT
ROAD PROFILE - 3
November 14, 2023



REVISION	DESCRIPTION	DATE
REVISION		
REVISION		
REVISION		

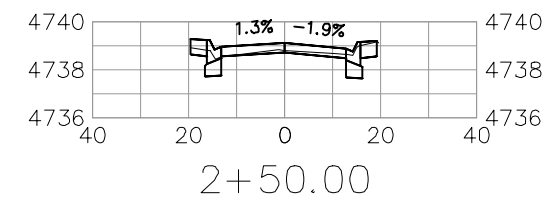
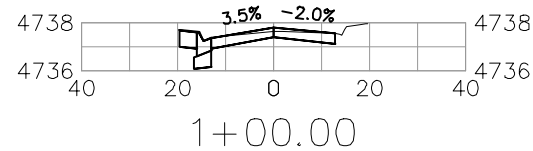
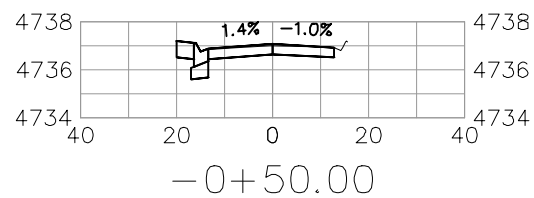
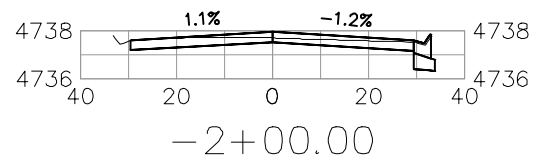
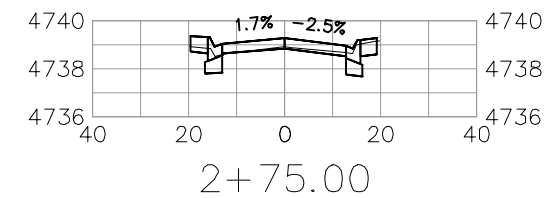
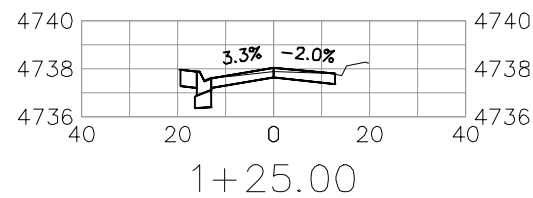
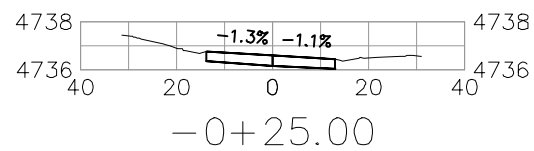
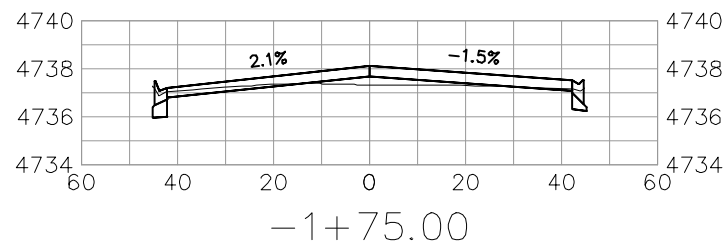
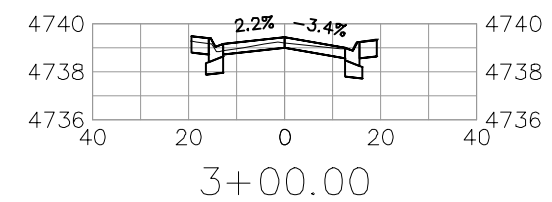
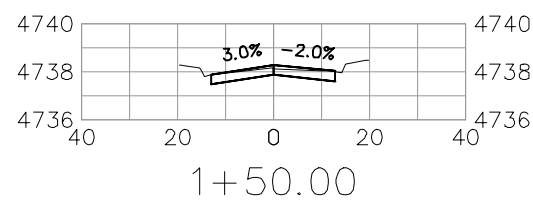
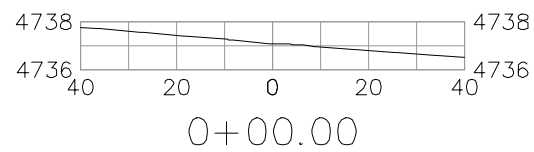
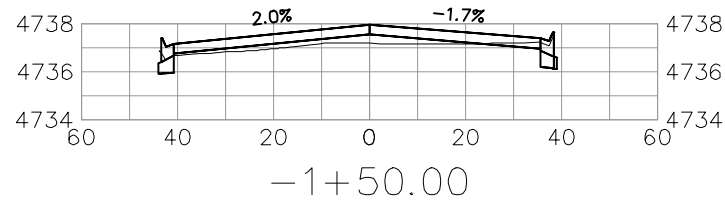
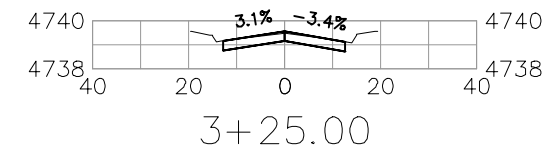
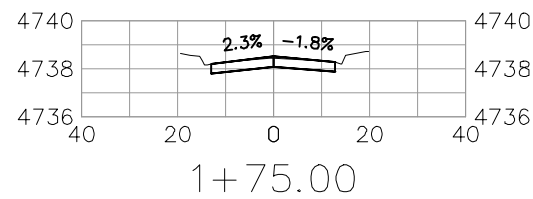
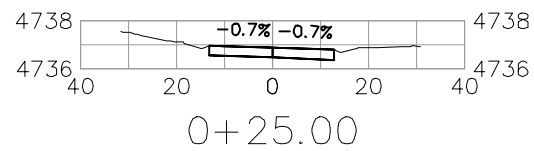
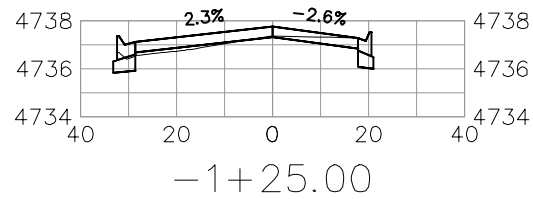
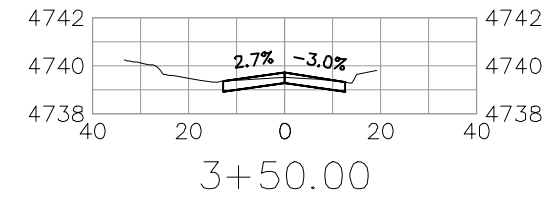
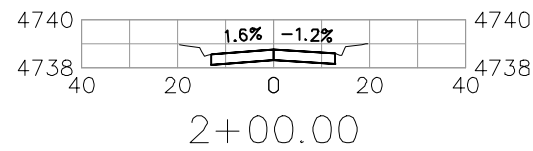
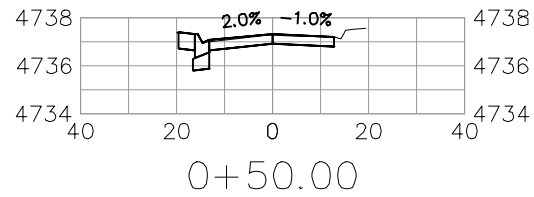
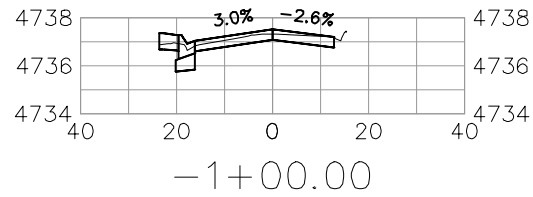
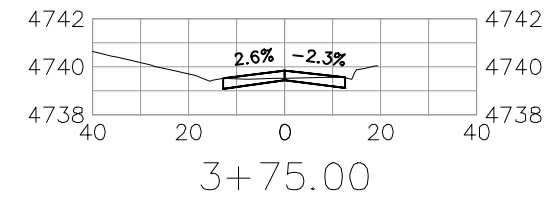
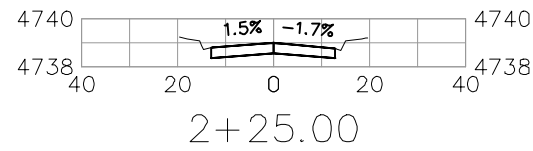
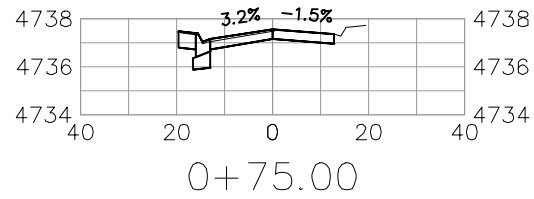
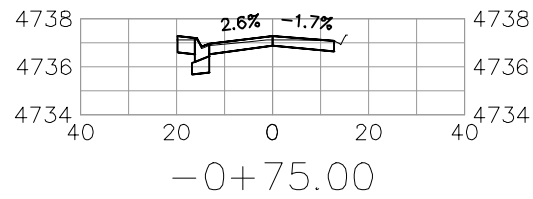
DRAWN BY	JCS	DATE	2023
DESIGNED BY	JCS	DATE	2023
CHECKED BY	ER	DATE	2023
APPROVED BY	KH	DATE	2023

SCALES:	
PLAN & PROFILE	
HORIZONTAL	1" = 40'
VERTICAL	1" = 5'



PUBLIC WORKS
ENGINEERING DIVISION
PROJECT NO. F0001

YUCATAN & SUMMER HILL CT
ROAD PROFILE - 4
November 14, 2023



REVISION	DESCRIPTION	DATE
REVISION		
REVISION		
REVISION		

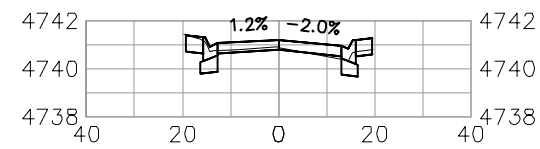
DRAWN BY	JCS	DATE	2023
DESIGNED BY	JCS	DATE	2023
CHECKED BY	ER	DATE	2023
APPROVED BY	KH	DATE	2023

SCALES:	
PLAN & PROFILE	
HORIZONTAL	1" = 40'
VERTICAL	1" = 8'

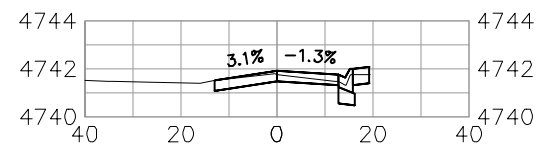


**PUBLIC WORKS
ENGINEERING DIVISION**
PROJECT NO. F0001

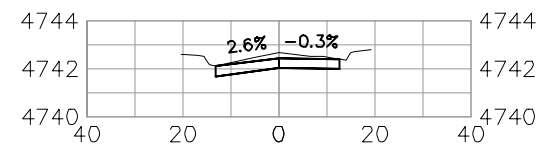
**YUCATAN & SUMMER HILL CT
ROAD CROSS SECTION - 1**
November 14, 2023



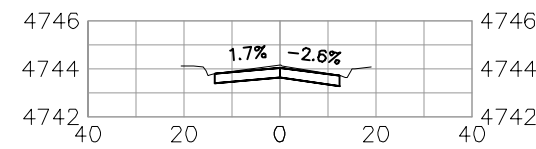
5+25.00



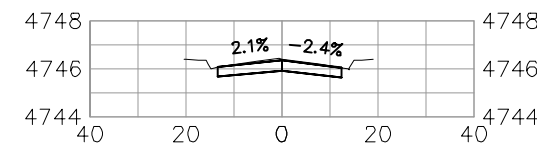
6+75.00



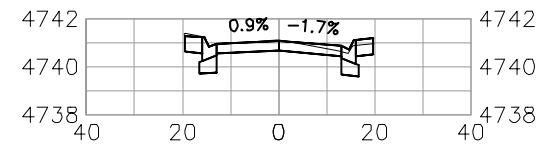
8+25.00



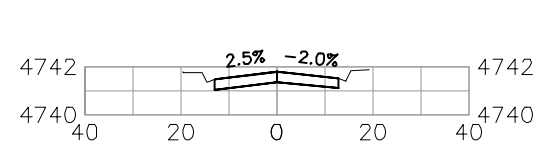
9+75.00



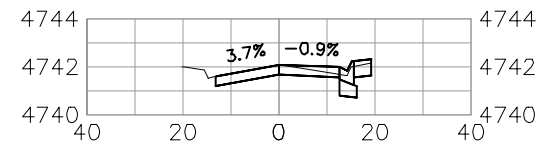
11+25.00



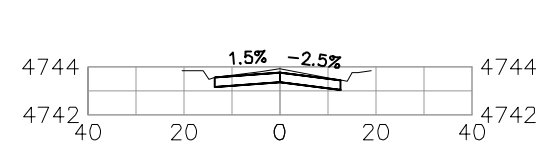
5+00.00



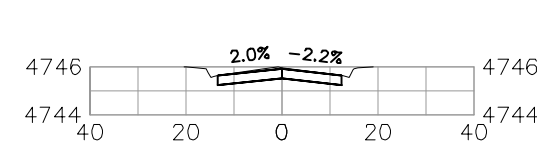
6+50.00




8+00.00



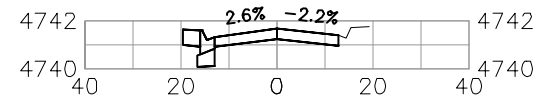
9+50.00



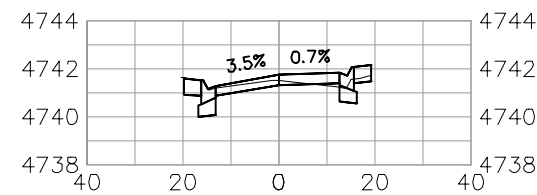
11+00.00



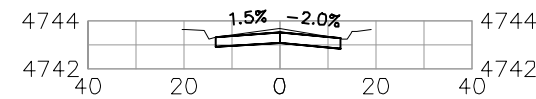
4+75.00



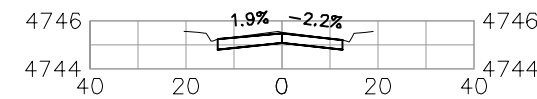
6+25.00



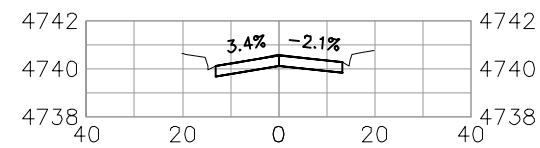
7+75.00



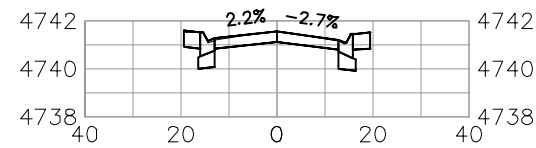
9+25.00



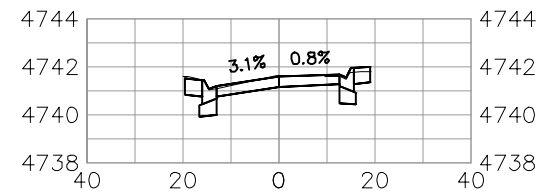
10+75.00



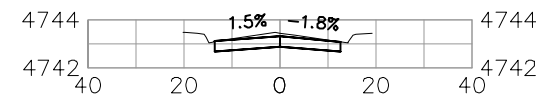
4+50.00



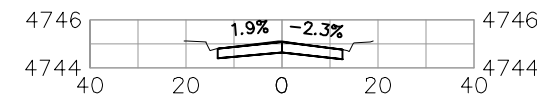
6+00.00



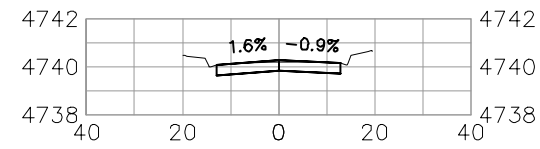
7+50.00



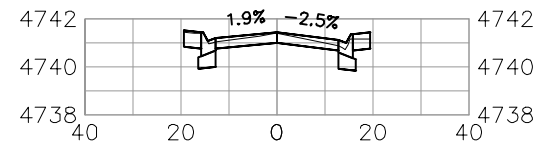
9+00.00



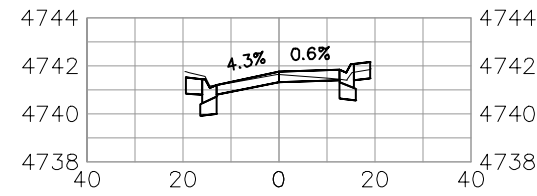
10+50.00



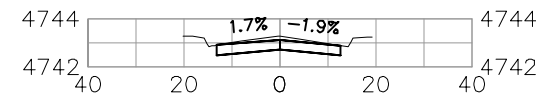
4+25.00



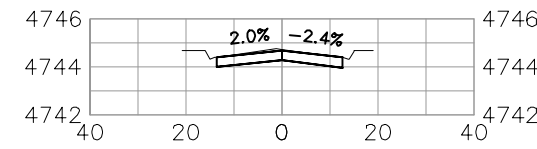
5+75.00



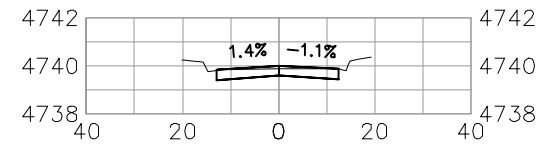
7+25.00



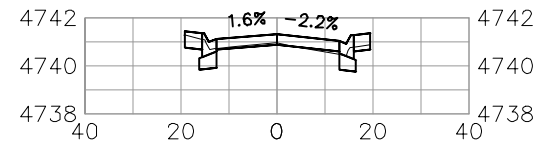
8+75.00



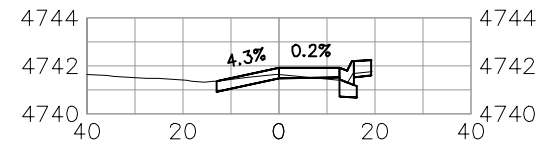
10+25.00



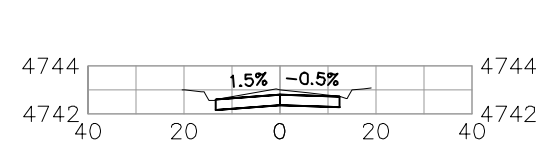
4+00.00



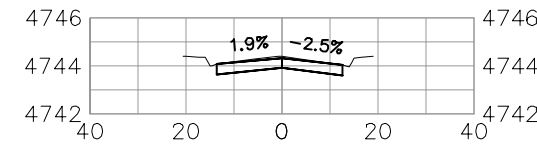
5+50.00



7+00.00



8+50.00



10+00.00

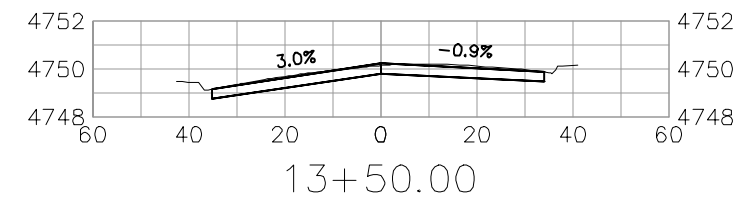
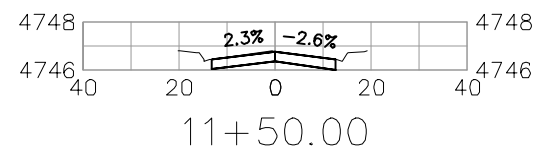
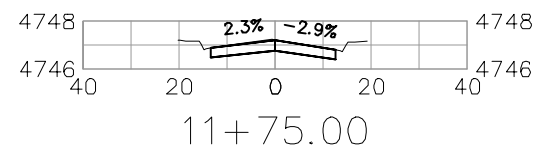
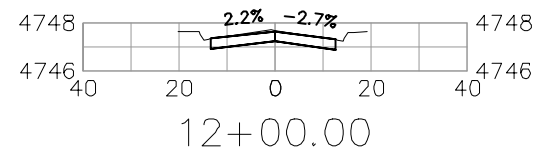
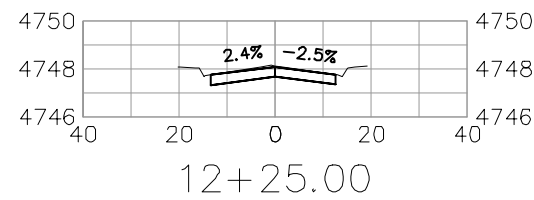
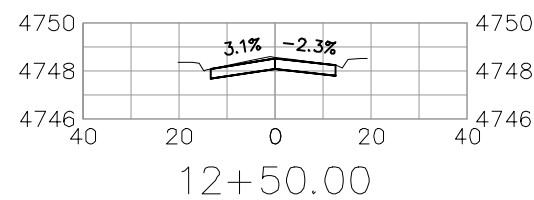
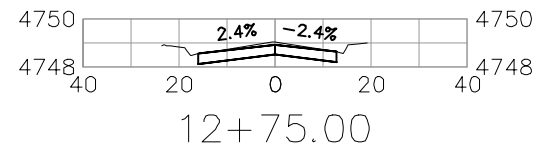
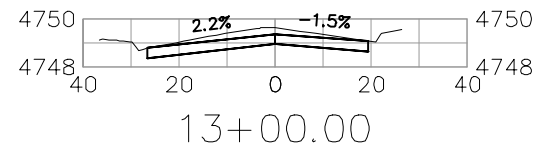
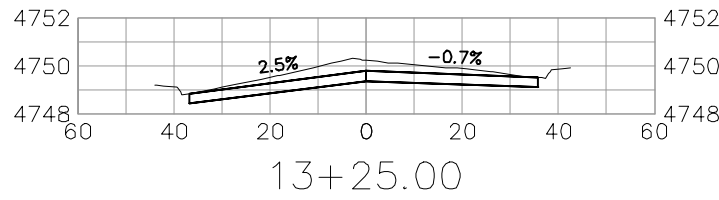
REVISION	DESCRIPTION	DATE	DRAWN BY	DATE
REVISION			JCS	2023
REVISION			JCS	2023
REVISION			ER	2023
REVISION			KH	2023

SCALES:	
HORIZONTAL	1" = 40'
VERTICAL	1" = 8'



**PUBLIC WORKS
ENGINEERING DIVISION**
PROJECT NO. F0001

**YUCATAN & SUMMER HILL CT
ROAD CROSS SECTION - 2**
November 14, 2023



REVISION	DESCRIPTION	DATE	DRAWN BY	DATE
REVISION			JCS	2023
REVISION			JCS	2023
REVISION			ER	2023
REVISION			KH	2023

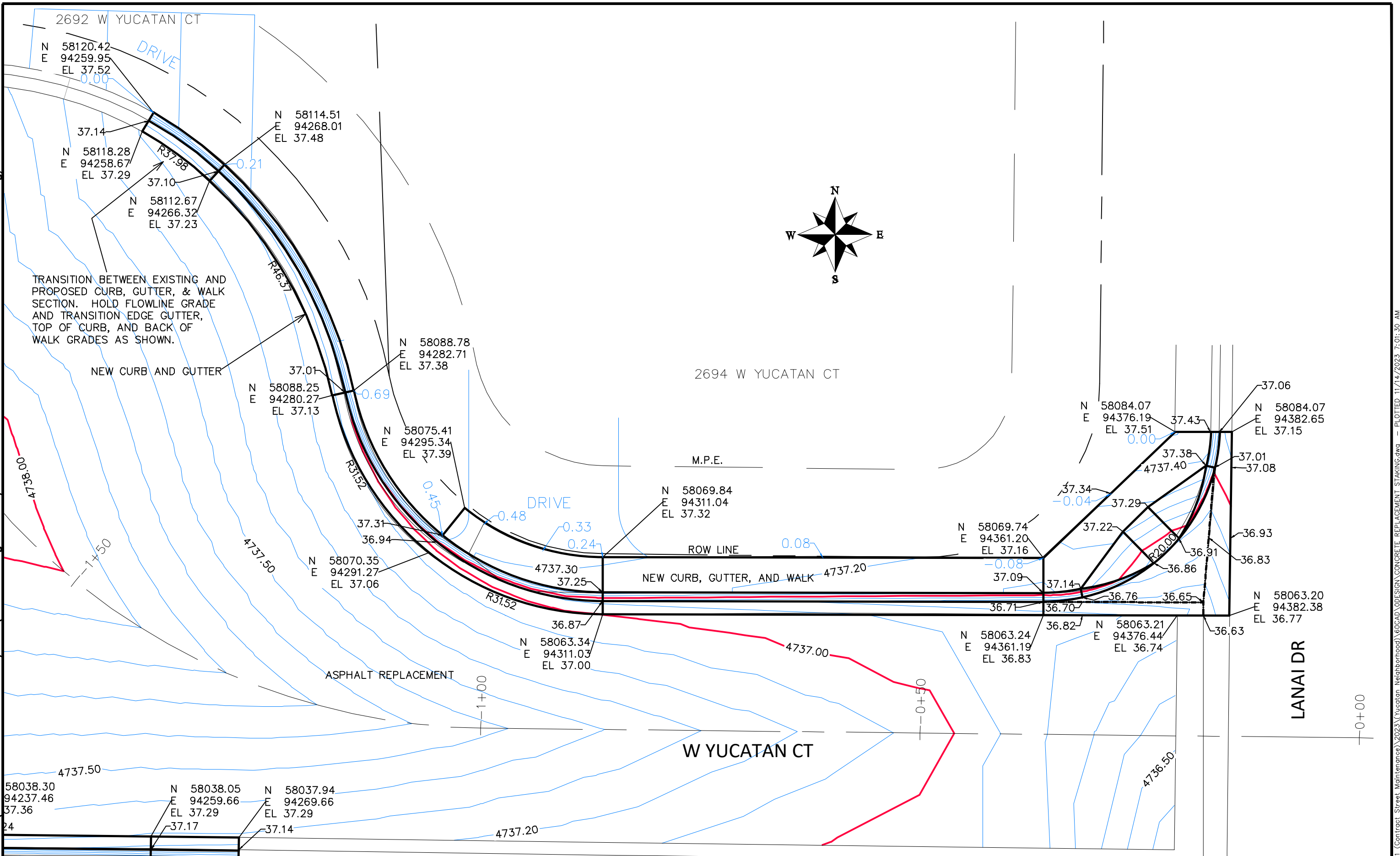
SCALES:	
PLAN & PROFILE	
HORIZONTAL	1" = 40'
VERTICAL	1" = 8'



**PUBLIC WORKS
ENGINEERING DIVISION**
PROJECT NO. F0001

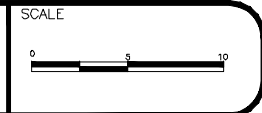
**YUCATAN & SUMMER HILL CT
ROAD CROSS SECTION - 3**
November 14, 2023

N:\EngProj\F0001 (Contract Street Maintenance)\2023\Yucatan Neighborhood\60CAD\DESIGN\CONCRETE REPLACEMENT STAKING.dwg, 11/14/2023 7:01:30 AM



REVISION	DESCRIPTION	DATE
REVISION		
REVISION		
REVISION		

DRAWN BY	JCS	DATE	2023
DESIGNED BY	JCS	DATE	2023
CHECKED BY	ER	DATE	2023
APPROVED BY	KH	DATE	2023



**PUBLIC WORKS
ENGINEERING DIVISION**
PROJECT NO. F0001

**YUCATAN & SUMMER HILL CT
CONCRETE REPLACEMENT STAKING - 1**
November 14, 2023

N:\EngProj\F0001 (Contract Street Maintenance)\2023\Yucatan Neighborhood\60CAD\DESIGN\CONCRETE REPLACEMENT STAKING.dwg - PLOTTED 11/14/2023 7:01:30 AM

N:\EngProj\F0001 (Contract Street Maintenance)\2023\Yucatan Neighborhood\60CAD\DESIGN\CONCRETE REPLACEMENT STAKING.dwg, 11/14/2023 7:01:31 AM

TRANSITION BETWEEN EXISTING AND PROPOSED CURB, GUTTER, & WALK SECTION. HOLD FLOWLINE GRADE AND TRANSITION EDGE GUTTER, TOP OF CURB, AND BACK OF WALK GRADES AS SHOWN.

2690 W YUCATAN CT

TRANSITION CURB HEIGHT AS SHOWN.

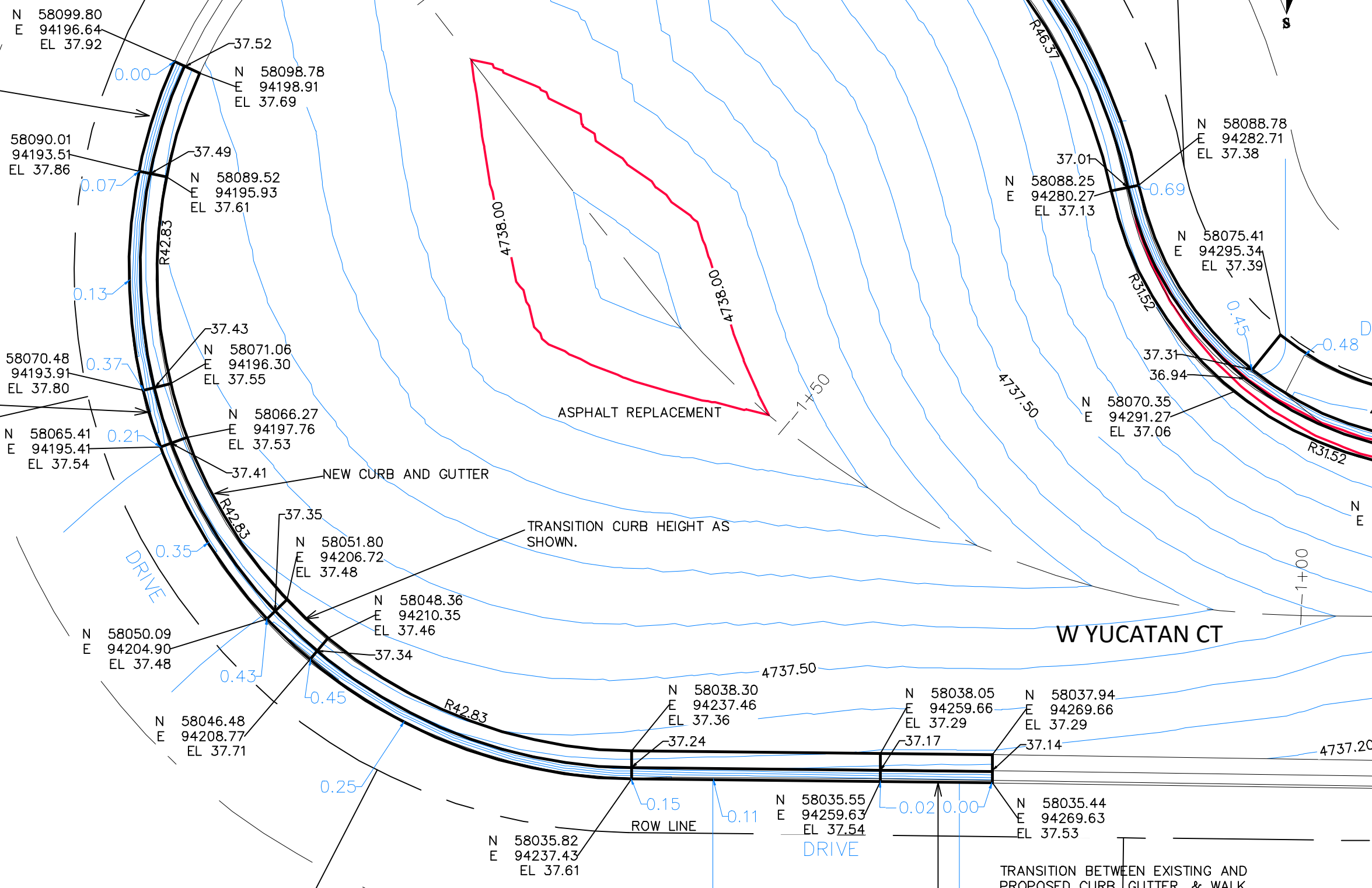

TRANSITION CURB HEIGHT AS SHOWN.

2689 W YUCATAN CT

M.P.E.

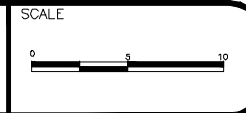
2691 W YUCATAN CT

TRANSITION BETWEEN EXISTING AND PROPOSED CURB, GUTTER, & WALK SECTION. HOLD FLOWLINE GRADE AND TRANSITION EDGE GUTTER, TOP OF CURB, AND BACK OF WALK GRADES AS SHOWN.



REVISION	DESCRIPTION	DATE	DRAWN BY	DATE
REVISION			JCS	2023
REVISION			JCS	2023
REVISION			ER	2023
REVISION			KH	2023

DATE	DATE	DATE	DATE
2023	2023	2023	2023
2023	2023	2023	2023
2023	2023	2023	2023



**PUBLIC WORKS
ENGINEERING DIVISION**
PROJECT NO. F0001

**YUCATAN & SUMMER HILL CT
CONCRETE REPLACEMENT STAKING** - 25
November 14, 2023


N:\EngProj\F0001 (Contract Street Maintenance)\2023\Yucatan Neighborhood\60CAD\DESIGN\CONCRETE REPLACEMENT STAKING.dwg - PLOTTED 11/14/2023 7:01:31 AM

N:\EngProj\F0001 (Contract Street Maintenance)\2023\Yucatan Neighborhood\60CAD\DESIGN\CONCRETE REPLACEMENT STAKING.dwg, 11/14/2023 7:01:32 AM

LANAI DR

2696 E YUCATAN CT

2698 E YUCATAN CT



M.P.E.

N 58068.37
E 94433.82
EL 37.35

N 58068.33
E 94443.82
EL 37.39

N 58067.91
E 94480.66
EL 37.50

N 58067.63
E 94504.63
EL 37.75

N 58066.38
E 94528.67
EL 38.00

N 58065.66
E 94535.62
EL 38.08

DRIVE

ROW LINE

-0.00

-0.01

4737.40

-0.02

0.03

0.02

0.02

0.02

-0.07

-0.02

R295.62

0.00

36.92
37.00

36.94
37.07

37.06
37.18

37.31
37.43

37.55
37.68

37.62
37.72

4737.50

4738.00

+0+50

+1+00

+1+50

ASPHALT REPLACEMENT

E YUCATAN CT

TRANSITION BETWEEN EXISTING AND PROPOSED CURB, GUTTER, & WALK SECTION. HOLD FLOWLINE GRADE AND TRANSITION EDGE GUTTER, TOP OF CURB, AND BACK OF WALK GRADES AS SHOWN.

TRANSITION BETWEEN EXISTING AND PROPOSED CURB, GUTTER, & WALK SECTION. HOLD FLOWLINE GRADE AND TRANSITION EDGE GUTTER, TOP OF CURB, AND BACK OF WALK GRADES AS SHOWN.

DRIVE

2695 E YUCATAN CT

2695 E YUCATAN CT

REVISION	DESCRIPTION	DATE	DRAWN BY	DATE	SCALE
REVISION			JCS	2023	
REVISION			JCS	2023	
REVISION			ER	2023	
REVISION					
REVISION			KH	2023	

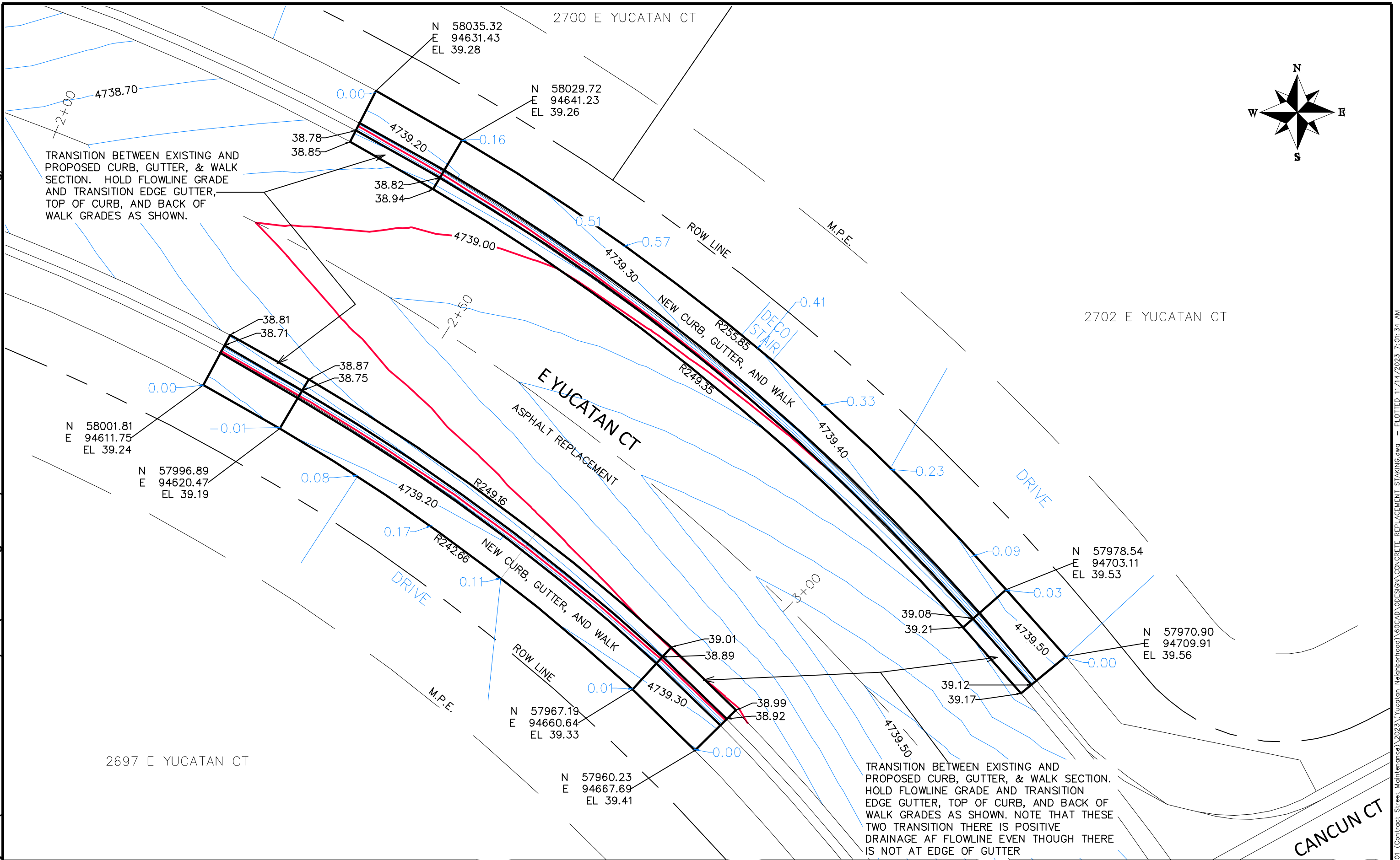



PUBLIC WORKS
ENGINEERING DIVISION
PROJECT NO. F0001

YUCATAN & SUMMER HILL CT
CONCRETE REPLACEMENT STAKING - 3
November 14, 2023

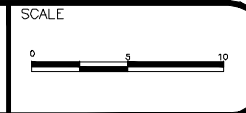
N:\EngProj\F0001 (Contract Street Maintenance)\2023\Yucatan Neighborhood\60CAD\DESIGN\CONCRETE REPLACEMENT STAKING.dwg - PLOTTED 11/14/2023 7:01:32 AM

N:\EngProj\F0001 (Contract Street Maintenance)\2023\Yucatan Neighborhood\60CAD\DESIGN\CONCRETE REPLACEMENT STAKING.dwg, 11/14/2023 7:01:33 AM



REVISION	DESCRIPTION	DATE
REVISION		
REVISION		
REVISION		

DRAWN BY	JCS	DATE	2023
DESIGNED BY	JCS	DATE	2023
CHECKED BY	ER	DATE	2023
APPROVED BY	KH	DATE	2023



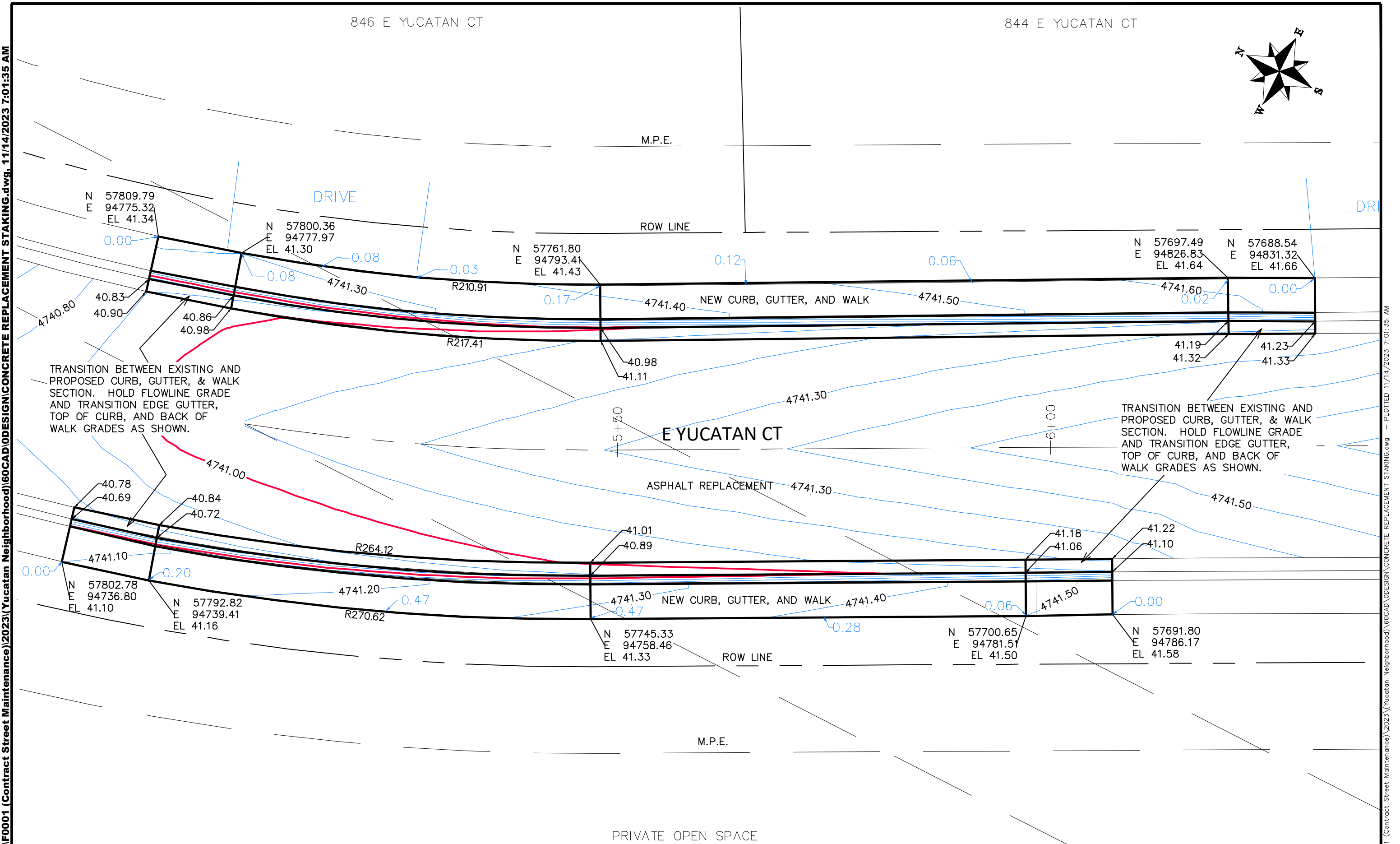
PUBLIC WORKS
ENGINEERING DIVISION
 PROJECT NO. F0001

YUCATAN & SUMMER HILL CT
CONCRETE REPLACEMENT STAKING - 4
 November 14, 2023

27

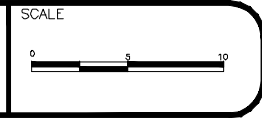
N:\EngProj\F0001 (Contract Street Maintenance)\2023\Yucatan Neighborhood\60CAD\DESIGN\CONCRETE REPLACEMENT STAKING.dwg - PLOTTED 11/14/2023 7:01:34 AM

N:\EngProj\F0001 (Contract Street Maintenance)\2023\Yucatan Neighborhood\60CAD\DESIGN\CONCRETE REPLACEMENT STAKING.dwg, 11/14/2023 7:01:35 AM



REVISION	DESCRIPTION	DATE
REVISION		
REVISION		
REVISION		

DRAWN BY	JCS	DATE	2023
DESIGNED BY	JCS	DATE	2023
CHECKED BY	ER	DATE	2023
APPROVED BY	KH	DATE	2023



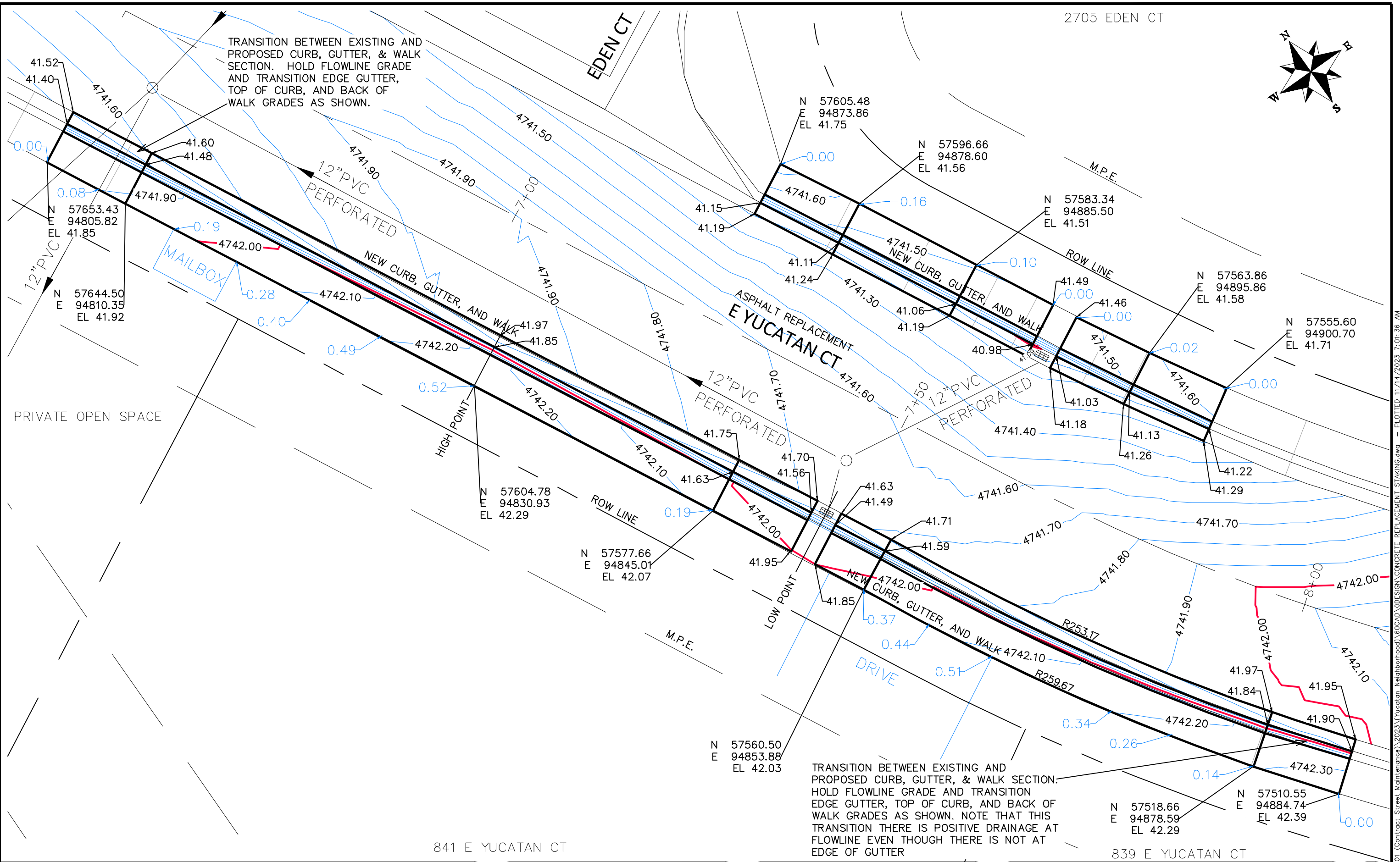
**PUBLIC WORKS
ENGINEERING DIVISION**
PROJECT NO. F0001

**YUCATAN & SUMMER HILL CT
CONCRETE REPLACEMENT STAKING** — 5

28
November 14, 2023

N:\EngProj\F0001 (Contract Street Maintenance)\2023\Yucatan Neighborhood\60CAD\DESIGN\CONCRETE REPLACEMENT STAKING.dwg — PLOTTED 11/14/2023 7:01:35 AM

N:\EngPro\F0001 (Contract Street Maintenance)\2023\Yucatan Neighborhood\60CAD\DESIGN\CONCRETE REPLACEMENT STAKING.dwg, 11/14/2023 7:01:36 AM

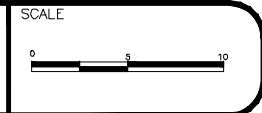


TRANSITION BETWEEN EXISTING AND PROPOSED CURB, GUTTER, & WALK SECTION. HOLD FLOWLINE GRADE AND TRANSITION EDGE GUTTER, TOP OF CURB, AND BACK OF WALK GRADES AS SHOWN.

TRANSITION BETWEEN EXISTING AND PROPOSED CURB, GUTTER, & WALK SECTION. HOLD FLOWLINE GRADE AND TRANSITION EDGE GUTTER, TOP OF CURB, AND BACK OF WALK GRADES AS SHOWN. NOTE THAT THIS TRANSITION THERE IS POSITIVE DRAINAGE AT FLOWLINE EVEN THOUGH THERE IS NOT AT EDGE OF GUTTER

REVISION	DESCRIPTION	DATE

DRAWN BY	JCS	DATE	2023
DESIGNED BY	JCS	DATE	2023
CHECKED BY	ER	DATE	2023
APPROVED BY	KH	DATE	2023



**PUBLIC WORKS
ENGINEERING DIVISION**
PROJECT NO. F0001

**YUCATAN & SUMMER HILL CT
CONCRETE REPLACEMENT STAKING** — 6 29
November 14, 2023