



**Purchase Order
No. 2024-00000425**

DATE 08/09/2024

Ph. (970) 256-4048

Fax

Ship To City of Grand Junction
Persigo Waste Water Plant
2145 River Rd.
GRAND JUNCTION, CO 81505

Bill To City of Grand Junction
Persigo Waste Water Plant
2145 River Rd.
GRAND JUNCTION, CO 81505

PAGE 1 of 1
SHIP VIA
DELIVER BY
FREIGHT TERMS FOB Dest, Frght Prepaid ,Allow
Payment Terms: Net 30 Days
Buyer Name: Dolly Daniels
Buyer Email: dollyd@gjcity.org

Vendor
VENDOR NO. 3176
Sorter Construction Inc
ACH
2802 Highway 50
Grand Junction, CO 81503
Phone: (970) 242-1436

Award IFB-5458-24-DD

QUANTITY	UNIT	DESCRIPTION	UNIT COST	TOTAL COST
1.0000	Each	CONTRACT SERVICES - 2024 Sewer Replacement-Bahamas Way & Gunnison Ave Project 902-615-090.8425 - Sewer Collection 428,484.05 F0016-F001643	428,484.0500	\$428,484.05
1.0000	Each	CONTRACT SERVICES - Retainage 902-615-090.8425 - Sewer Collection 27,814.95 F0016-F001643	27,814.9500	\$27,814.95
1.0000	Each	CONTRACT SERVICES - Minor Contract Revisions 902-615-090.8425 - Sewer Collection 100,000.00 F0016-F001643	100,000.0000	\$100,000.00
PURCHASE ORDER TOTAL				\$556,299.00

Special Instructions: PURCHASE ORDER No. MUST APPEAR ON ALL INVOICES, SHIPPERS, PACKAGES, CORRESPONDENCE
Tax Exempt No. 98-03544

By: Dolly f. Daniels

CHANGE ORDER

Number 1

Date: September 9, 2024
 To: Sorter Construction
 From: City of Grand Junction, Department of Engineering & Transportation
 Project: **2024 Sewer Replacement Bahamas Way & 22nd & Gunnison**
 P.O.: **2024-00000425**

It is agreed to modify the Contract for the Project as follows:

This is for additional 308' of sewer replacement work in the same location as work currently under contract to repalce and in a very poor condition. Also this includes 624' of sewer main replacement in an alley south of Hermosa and 12th Street found to be in very poor condition.

Summary of Contract price adjustments - itemized on the attached sheet(s):

Original Contract Amount	\$556,299.00
Approved Change Orders	0.00
This Change Order	<u>111,117.50</u>
Revised Contract Amount	\$667,416.50

Summary of Contract time adjustments:


Original Contract Time	80.	Cal. Days
Approved Change Orders	0.	
This Change Order	<u>50.</u>	
Revised Contract Time	130.	Cal. Days

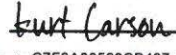
Construction Start Date: August 19, 2024
 Contract Completion Date: ~~October 17, 2024~~

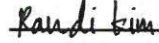
X WSSO
December 27, 2024


This modification constitutes compensation in full for all costs and mark-ups directly and/or indirectly attributable to the changes ordered herein, for all delays, impacts and disruptions related thereto and for performance of the changes within the Contract Time.

Owner: **City of Grand Junction**

Prepared by:  Date: 9/10/2024
DocuSigned by: Toby Freeman, Project Engineer

Approved by:  Date: 9/12/2024
Signed by: Kurt Carson, Wastewater Services Manager

Approved by:  Date: 9/12/2024
Signed by: Randi Kim, Utilities Director

Approved by:  Date: 9/12/2024
Signed by: Andrea Phillips, Interim City Manager

Contractor: **Sorter Construction**

Signature:  Date: 9-12-24
 Name and Title: Tyler Ogle Vice President



NOTICE TO PROCEED

Date: August 14, 2024

Contractor: Sorter Construction, Inc.

Project: 2024 Sewer Replacement Bahamas Way and 22nd & Gunnison Ave
IFB-5458-24-DD

In accordance with the Contract dated August 9, 2024, the Contractor is hereby notified to begin work on the Project on or before August 19, 2024.

The date of final completion will be determined is 80 Calendar Days from the starting date specified in this Notice to Proceed.

CITY OF GRAND JUNCTION, COLORADO

Dolly Daniels, Senior Buyer

Receipt of this Notice to Proceed is hereby acknowledged:

Contractor: Sorter Construction INC

By:

Print Name: W Tyler Ogle

Title: Vice President

Date: 8/14/2024



CITY OF GRAND JUNCTION, COLORADO

CONTRACT

This CONTRACT made and entered into this **9th day of August 2024** by and between the **City of Grand Junction, Colorado**, a government entity in the County of Mesa, State of Colorado, hereinafter in the Contract Documents referred to as the "Owner" and **Sorter Construction, Inc.** hereinafter in the Contract Documents referred to as the "Contractor."

WITNESSETH:

WHEREAS, the Owner advertised that sealed Responses would be received for furnishing all labor, tools, supplies, equipment, materials, and everything necessary and required for the Project described by the Contract Documents and known as **2024 Sewer Replacement Bahamas Way and 22nd & Gunnison Ave IFB-5458-24-DD.**

WHEREAS, the Contract has been awarded to the above-named Contractor by the Owner, and said Contractor is now ready, willing, and able to perform the Work specified in the Notice of Award, in accordance with the Contract Documents.

NOW, THEREFORE, in consideration of the compensation to be paid the Contractor, the mutual covenants hereinafter set forth and subject to the terms hereinafter stated, it is mutually covenanted and agreed as follows:

ARTICLE 1

Contract Documents: It is agreed by the parties hereto that the following list of instruments, drawings, and documents which are attached hereto, bound herewith, or incorporated herein by reference constitute and shall be referred to either as the "Contract Documents" or the "Contract", and all of said instruments, drawings, and documents taken together as a whole constitute the Contract between the parties hereto, and they are fully a part of this agreement as if they were set out verbatim and in full herein:

The order of contract document governance shall be as follows:

- The body of this Contract Agreement
- Solicitation Documents for the Project including Addendum; **2024 Sewer Replacement Bahamas Way and 22nd & Gunnison Ave (IFB-5458-24-DD)**
- Notice of Award
- Contractor's Response to the Solicitation
- Work Change Requests (directing that changed work be performed);
- Field Orders;
- Change Orders.

ARTICLE 2

Definitions: The clauses provided in the Solicitation apply to the terms used in the Contract and all the Contract Documents.

ARTICLE 3

Contract Work: The Contractor agrees to furnish all labor, tools, supplies, equipment, materials, and all that is necessary and required to complete the tasks associated with the Work described, set forth, shown, and included in the Contract Documents as indicated in the Solicitation Document.

ARTICLE 4

Contract Time and Liquidated Damages: Time is of the essence with respect to this Contract. The Contractor hereby agrees to commence Work under the Contract on or before the date specified in the Solicitation from the Owner, and to achieve Substantial Completion and Final Completion of the Work within the time or times specified in the Solicitation. In the event the Work is not completed in the times set forth and as agreed upon, the Contractor further agrees to pay Liquidated Damages to the Owner as set forth in the Solicitation. The Contractor acknowledges and recognizes the delays, expenses and difficulties involved in proving in a legal proceeding the actual losses suffered by the Owner if the work is not completed on time. Accordingly, instead of requiring any such proof, the Owner and the Contractor agree that as Liquidated Damages for delay, but not as a penalty, the Contractor shall pay to the Owner the amounts specified in the Solicitation.

ARTICLE 5

Contract Price and Payment Procedures: The Contractor shall accept as full and complete compensation for the performance and completion of all of the Work specified in the Contract Documents, **the Lump Sum Amount of Five Hundred, Fifty-Six Thousand, Two Hundred, Ninety-Nine and 00/100 Dollars (\$556,299.00)**. If this Contract contains unit price pay items, the Contract price shall be adjusted in accordance with the actual quantities of items completed and accepted by the Owner at the unit prices quoted in the Solicitation Response. The amount of the Contract Price is and has heretofore been appropriated by the Grand Junction City Council for the use and benefit of this Project. The Contract Price shall not be modified except by Change Order or other written directive of the Owner. The Owner shall not issue a Change Order or other written directive which requires additional work to be performed, which work causes the aggregate amount payable under this Contract to exceed the amount appropriated for this Project, unless and until the Owner provides Contractor written assurance that lawful appropriations to cover the costs of the additional work have been made.

Unless otherwise provided in the Solicitation, monthly partial payments shall be made as the Work progresses. Applications for partial and Final Payment shall be prepared by the Contractor and approved by the Owner in accordance with the Solicitation.

Upon Final Completion of the Work under the Contract and before the Contractor shall receive final payment, the Owner shall publish at least twice in a newspaper of general circulation published in the County a notice that: 1. the Owner has accepted such Work as

completed according to the Contract Documents; 2. the Contractor is entitled to final payment therefore; 3. Thirty (30) days after the first publication, specifying the exact date, the Owner shall pay the full balance due under the Contract; and 4. persons having claims for labor, materials, team hire, sustenance, provisions, provender, or other supplies used or consumed by the Contractor or a Sub-Contractor shall file a verified statement of the amount due and unpaid on account of such claim prior to the date specified for such payment. Nothing herein shall be construed as relieving the Contractor and the Sureties on the Contractor's Bonds from any claim or claims for work or labor done or materials or supplies furnished in the execution of the Contract.

ARTICLE 6

Bonds: The Contractor shall furnish currently herewith the Bonds required by the Contract Documents; such Bonds being attached hereto. The Performance Bond shall be in an amount not less than one hundred percent (100%) of the Contract Price set forth in Article 5. The Payment Bond shall be in an amount not less than one hundred percent (100%) of the Contract Price set forth in Article 5.

ARTICLE 7

Contract Binding: The Owner and the Contractor each bind itself, its partners, successors, assigns and legal representatives to the other party hereto in respect to all covenants, agreements and obligations contained in the Contract Documents. The Contract Documents constitute the entire agreement between the Owner and Contractor and may only be altered, amended, or repealed by a duly executed written instrument. Neither the Owner nor the Contractor shall, without the prior written consent of the other, assign or sublet in whole or in part its interest under any of the Contract Documents and specifically, the Contractor shall not assign any moneys due or to become due without the prior written consent of the Owner.

ARTICLE 8

Severability: If any part, portion or provision of the Contract shall be found or declared null, void or unenforceable for any reason whatsoever by any court of competent jurisdiction or any governmental agency having the authority thereover, only such part, portion or provision shall be affected thereby and all other parts, portions and provisions of the Contract shall remain in full force and effect.

IN WITNESS WHEREOF, City of Grand Junction, Colorado, has caused this Contract to be subscribed and sealed and attested in its behalf; and the Contractor has signed this Contract the day and the year first mentioned herein.

The Contract is executed in two counterparts.

CITY OF GRAND JUNCTION, COLORADO

DocuSigned by:
By: Duane Hoff Jr.
Duane Hoff, Jr.; Contracts Administrator

8/9/2024
Date

Sorter Construction, Inc.

Signed by:
By: W Tyler Ogle
W. Tyler Ogle; Vice President

8/9/2024
Date



Purchasing Division

Invitation for Bid

IFB-5458-24-DD

2024 Sewer Replacement – Bahamas Way and 22nd & Gunnison Avenue

Responses Due:

July 10th 2024, Prior to 11:00 AM

Accepting Electronic Responses Only
Responses Only Submitted Through the Rocky Mountain E-Purchasing System (RMEPS)

www.bidnetdirect.com/colorado

(Purchasing Representative does not have access or control of the vendor side of RMEPS. If website or other problems arise during response submission, vendor **MUST** contact RMEPS to resolve issue prior to the response deadline. 800-835-4603)

NOTE: All City solicitation openings will continue to be held virtually.

Purchasing Representative:

Dolly Daniels, Senior Buyer

dollyd@gjcity.org

970-256-4048

Invitation for Bids

Table of Contents

Section 1	Instruction to Offerors
Section 2	General Contract Conditions
Section 3	Statement of Work
Section 4	Contractor's Bid Form
	Price Proposal/Bid Schedule Form
	Appendix
	Attachment A: Plan Set 22 nd & Gunnison Ave
	Attachment B: Plan Set Bahamas Way

1. Instructions to Offerors

NOTE: It is the Contractor's responsibility to read and review all solicitation documentation in its entirety, and to ensure that they have a clear and complete understanding of not only the scope, specifications, project requirements, etc., but also all other requirements, instructions, rules, regulations, laws, conditions, statements, procurement policies, etc. that are associated with the solicitation process and project/services being solicited.

- 1.1 Issuing Office:** This Invitation for Bid (IFB) is issued by the City of Grand Junction. All contact regarding this IFB is to be directed to:

Dolly Daniels; Senior Buyer
dollyd@gjcity.org

With the exception of Pre-Bid or Site Visit Meeting(s) all questions, inquiries, comments, or communication pertaining to this solicitation (whether process, specifications, scope, etc.) must be directed (in writing) to the Purchasing Agent. Other communication may result in disqualification.

- 1.2 Non-Mandatory Pre-Bid Meeting:** **Prospective Offerors are encouraged to attend a non-mandatory pre-bid meeting on Tuesday, June 18, 2024, at 3:00 PM.** Meeting location shall be in the City Hall Auditorium located at 250 N 5th St, Grand Junction CO 81501. The purpose of this visit will be to inspect and to clarify the contents of this Invitation for Bids (IFB).
- 1.3 Purpose:** The City of Grand Junction is soliciting competitive bids from qualified and interested companies for all labor, equipment, and materials required for the 2024 Sewer Replacement at selected sites requiring repair – Bahamas Way and 22nd & Gunnison Avenue. This construction is required to repair failing sanitary sewer pipe and manholes. All dimensions and Scope of Work should be verified by Contractors prior to submission of bids.
- 1.4 Prequalification Requirement:** Contractors submitting bids over \$500,000 must be pre-qualified in accordance with the City's "*Contractors Prequalification Application*". All bids received by the specified time will be opened, but the City will reject bids over \$500,000 from Contractors who have not been prequalified. Application forms for prequalification are available by clicking the [Application Link](#) Call 970-256-4082 for additional information. Due to the time required to process applications, all applications must be submitted no later than the application due date stated in the solicitation document. Contractors may view its approved pre-qualified categories by clicking the [Pre-Qualification List Link](#).
- 1.5 The Owner:** The Owner is the City of Grand Junction, Colorado and is referred to throughout this Solicitation. The term Owner means the Owner or its authorized representative.

- 1.6 Compliance:** All Offerors, by submitting a bid, agree to comply with all conditions, requirements, and instruction of this IFB as stated or implied herein. Should the Owner omit anything which is necessary to clear understanding of the requirements, or should it appear that various instructions are in conflict, the Offeror(s) shall secure instructions from the Purchasing Agent prior to submittal deadline.
- 1.7 Procurement Process:** The most current version of the City of Grand Junction [Purchasing Policy and Procedure Manual](#) is contacting.
- 1.8 Submission:** See Section 4.0 for preparation and Submittal Terms. Bids shall be formatted as directed in Section 4.0. Submittals that fail to follow this format may be ruled non-responsive.

**Bid Opening 2024 Sewer Replacement – Bahamas Way & 22nd & Gunnison Avenue
Jul 10, 2024, 11:00 – 11:30 AM (America/Denver)**

Please join my meeting from your computer, tablet or smartphone.

<https://meet.goto.com/992475165>

You can also dial in using your phone.

Access Code: 992-475-165

United States: [+1 \(312\) 757-3121](tel:+13127573121)

Join from a video-conferencing room or system.

Meeting ID: 992-475-165

Dial in or type: 67.217.95.2 or inroomlink.goto.com

Or dial directly: 992475165@67.217.95.2 or 67.217.95.2##992475165

Get the app now and be ready when your first meeting starts:

<https://meet.goto.com/install>

- 1.9 Modification and Withdrawal of Bids Before Opening** Bids may be modified or withdrawn by an appropriate document stating such, duly executed and submitted to the place where Bids are to be submitted at any time prior to Bid Opening.
- 1.10 Form for Price Bid:** All Price Bids must be made upon the Price Bid Schedule attached and should give the amounts both in words and in figures and must be signed and acknowledged by the Offeror.

The Offeror shall specify a unit price in figures for each pay item for which a quantity is given and shall provide the products (in numbers) of the respective unit prices and quantities in the Extended Amount column. The total Bid price shall be equal to the sum of all extended amount prices. When an item in the Price Bid Schedule provides a choice to be made by the Offeror, Offeror's choice shall be indicated in accordance with the specifications for that particular item and thereafter no further choice shall be permitted. Where the unit of a pay item is lump sum, the lump sum amount shall be shown in the "extended amount" column and included in the summation of the total Bid. All blank spaces in the Price Bid Schedule must be properly filled out.

Bids by corporations must be executed in the corporate name by the president or vice president or other corporate office accompanied by evidence of authority to sign. The corporate address and state of incorporation shall be shown below the signature.

Bids by partnerships must be executed in the partnership name and signed by a partner whose title must appear under the signature and the official address of the partnership must be shown below the signature.

All names must be typed or printed below the signature.

The Offeror's Bid shall contain an acknowledgement of receipt of all Addenda, the numbers of which shall be filled in on the Contractor's Bid Form.

The contact information to which communications regarding the Bid are to be directed must be shown.

- 1.11 Exclusions:** No oral, telephonic, emailed, or facsimile bid will be considered.
- 1.12 Contract Documents:** The complete IFB and Offeror's response compose the Contract Documents. Copies of bid documents can be obtained from the City Purchasing website, <https://co-grandjunction.civicplus.com/501/Purchasing-Bids> .
- 1.13 Additional Documents:** The July 2010 edition of the "City Standard Contract Documents for Capital Improvements Construction", Plans, Specifications and other Bid Documents are available for review or download on the Purchasing Bids page at <https://co-grandjunction.civicplus.com/501/Purchasing-Bids>.
- 1.14 Definitions and Terms:** See Article I, Section 3 of the General Contract Conditions in the *Standard Contract Documents for Capital Improvements Construction*.
- 1.15 Examination of Specifications:** Offerors shall thoroughly examine and be familiar with the project Statement of Work. The failure or omission of any Offeror to receive or examine any form, addendum, or other document shall in no way relieve any Offeror from any obligation with respect to its bid. The submission of a bid shall be taken as evidence of compliance with this section. Prior to submitting a bid, each Offeror shall, at a minimum:
- a. Examine the *Contract Documents* thoroughly.
 - b. Visit the site to familiarize itself with local conditions that may in any manner affect cost, progress, or performance of the Work;
 - c. Study and carefully correlate Offeror's observations with the *Contract Documents*, and;
 - d. Notify the Purchasing Agent of all conflicts, errors, ambiguities, or discrepancies in or among the *Contract Documents* within the designated inquiry period.

On request, the Owner will provide each Offeror access to the site to conduct such investigations and tests as each Offeror deems necessary for submission of a Bid. It shall be the Offeror's responsibility to make or obtain any additional examinations, investigations, explorations, tests and studies and obtain any additional information and data which pertain to the physical conditions (including without limitation, surface, subsurface and underground utilities) at or contiguous to the site or otherwise which may affect cost, progress or performance of the Work and which the Offeror deems

necessary to determine its Bid for performing the Work in accordance with the time, price and other terms and conditions of the Contract Documents. Location of any excavation or boring made by Offeror shall be subject to prior approval of Owner and applicable agencies. Offeror shall fill all holes, restore all pavements to match the existing structural section and shall clean up and restore the site to its former condition upon completion of such exploration. The Owner reserves the right to require the Offeror to execute an access agreement with the Owner prior to accessing the site.

The lands upon which the Work is to be performed, rights of way, and access thereto, and other lands designated for use by Contractor in performing the Work, are identified on the Drawings.

Information and data reflected in the *Contract Documents* with respect to underground utilities at or contiguous to the site are based upon information and data furnished to the Owner and the Engineer by the owners of such underground utilities or others, and the Owner does not assume responsibility for the accuracy or completeness thereof, unless it is expressly provided otherwise in the *Contract Documents*.

By submission of a Bid, the Offeror shall be conclusively presumed to represent that the Offeror has complied with every requirement of these Instructions to Offerors, that the *Contract Documents* are not ambiguous and are sufficient in scope and detail to indicate and convey understanding of all terms and conditions for performance of the Work.

- 1.16 Questions Regarding Statement of Work:** Any information relative to interpretation of Scope of Work or specifications shall be requested of the Purchasing Agent, in writing, in ample time, prior to the inquiry deadline.
- 1.17 Addenda & Interpretations:** If it becomes necessary to revise any part of this solicitation, a written addendum will be posted electronically on the City's website at <https://co-grandjunction.civicplus.com/501/Purchasing-Bids>. The Owner is not bound by any oral representations, clarifications, or changes made in the written specifications by Owner, unless such clarification or change is provided in written addendum form from the City Purchasing Representative.
- 1.18 Taxes:** The Owner is exempt from State, County, and Municipal Sales Tax and Federal Excise Tax, therefore, all fees/bids should not include taxes.
- 1.19 Sales and Use Taxes:** The Contractor and all Subcontractors are required to obtain exemption certificates from the Colorado Department of Revenue for sales and use taxes in accordance with the provisions of the General Contract Conditions, Section XVI "Taxes". Bids shall reflect this method of accounting for sales and use taxes on materials, fixtures, and equipment.
- 1.20 Offers Binding 60 Days:** Unless additional time is required by the Owner, or otherwise specified, all formal offers submitted shall be binding for sixty (60) calendar days following opening date, unless the Offeror, upon request of the Purchasing Agent, agrees to an extension.

- 1.21 Exceptions and Substitutions:** All bids meeting the intent of this IFB shall be considered for award. An Offeror taking exception to the specifications does so at the Offeror's risk. The Owner reserves the right to accept or reject any or all substitutions or alternatives. When offering substitutions and/or alternatives, Offeror must state any exception(s) in the section to which the exception(s) pertain. Exception/substitution, if accepted, must meet or exceed the stated intent and/or specifications. The absence of stated exception(s) indicates that the Offeror has not taken exception, and if awarded a Contract shall hold the Offeror responsible to perform in strict accordance with the specifications or scope of the bid and Contract Documents.
- 1.22 Collusion Clause:** Each Offeror by submitting a bid certifies that it is not party to any collusive action or any action that may be in violation of the Sherman Antitrust Act. Any and all bids shall be rejected if there is evidence or reason for believing that collusion exists among Offerors. The Owner may, or may not, accept future bids for the same Work or commodities from participants in such collusion.
- 1.23 Disqualification of Offerors:** A Bid will not be accepted from, nor shall a Contract be awarded to, any person, Contractor, or corporation that is in arrears to the Owner, upon debt or Contract, or that has defaulted, as surety or otherwise, upon any obligation to the Owner, or that is deemed irresponsible or unreliable.

Offerors may be required to submit satisfactory evidence that they are responsible, have a practical knowledge of the project bid upon and that has the necessary financial and other resources to complete the proposed Work.

Either of the following reasons, without limitation, shall be considered sufficient to disqualify an Offeror and Bid:

- a. More than one Bid is submitted for the same Work from an individual, Contractor, or corporation under the same or different name: and
 - b. Evidence of collusion among Offerors. Any participant in such collusion shall not receive recognition as an Offeror for any future Work of the Owner until such participant has been reinstated as a qualified Offeror.
- 1.24 Public Disclosure Record:** If the Offeror has knowledge of its employee(s) or sub-contractors having an immediate family relationship with an Owner employee or elected official, the Offeror must provide the Purchasing Agent with the name(s) of the individuals. The individuals are required to file a "Public Disclosure Record", a statement of financial interest, before conducting business with the Owner.

2. General Contract Conditions for Construction Projects

- 2.1 The Contract:** This Invitation for Bid, submitted documents, and any negotiations, when properly accepted by the Owner, shall constitute an enforceable agreement equally binding between the Owner and Contractor. The Contract represents the entire and integrated agreement between the Owner and the Contractor and supersedes all prior negotiations, representations, or agreements, either written or oral including the bid

documents. The Contract may be amended or modified with Change Orders, Field Orders, or Addendums.

- 2.2. The Work:** The term Work includes all labor necessary to produce the construction required by the Contract Documents, and all materials and equipment incorporated or to be incorporated in such construction.
- 2.3. Execution, Correlation, Intent, and Interpretations:** The Contract Documents shall be signed by the Owner and Contractor. By executing the Contract, the Contractor represents that it has familiarized itself with the local conditions under which the Work is to be performed and correlated its observations with the requirements of the Contract Documents. The Contract Documents are complementary, and what is required by anyone, shall be as binding as if required by all. The intention of the Contract Documents is to include all labor, materials, equipment, services, and other items necessary for the proper execution and completion of the Scope of Work as defined in the technical specifications and drawings contained herein. All drawings, specifications and copies furnished by the Owner are, and shall remain, Owner property. It is not to be used on any other project.
- 2.4. The Owner:** The Owner is the City of Grand Junction, Colorado and is referred to throughout the Contract Documents. The term Owner means the Owner or its authorized representative. The Owner shall, at all times, have access to the Work wherever it is in preparation and progress. The Contractor shall provide facilities for such access. The Owner will make periodic visits to the site to familiarize itself generally with the progress and quality of Work and to determine, in general, if the Work is proceeding in accordance with the Contract Documents. Based on such observations and the Contractor's Application for Payment, the Owner will determine the amounts owing to the Contractor and will issue Certificates for Payment in such amounts, as provided in the Contract. The Owner will have authority to reject Work which does not conform to the Contract Documents. Whenever, in its reasonable opinion, it considers it necessary or advisable to ensure the proper implementation of the intent of the Contract Documents, it will have authority to require the Contractor to stop the Work or any portion, or to require special inspection or testing of the Work, whether or not such Work can be then be fabricated, installed, or completed. The Owner will not be responsible for the acts or omissions of the Contractor, and Sub-Contractor, or any of its agents or employees, or any other persons performing any of the Work.
- 2.5. Contractor:** The Contractor is the person or organization identified as such in the Agreement and is referred to throughout the Contract Documents. The term Contractor means the Contractor or its authorized representative. The Contractor shall carefully study and compare the General Contract Conditions of the Contract, Specification and Drawings, Scope of Work, Addenda and Modifications and shall at once report to the Owner any error, inconsistency, or omission it may discover. Contractor shall not be liable to the Owner for any damage resulting from such errors, inconsistencies, or omissions. The Contractor shall not commence Work without clarifying Drawings, Specifications, or Interpretations.
- 2.6. Sub-Contractors:** A Sub-Contractor is a person or organization who has a direct Contract with the Contractor to perform any of the Work at the site. The term Sub-

Contractor is referred to throughout the Contract Documents and means a Sub-Contractor or its authorized representative.

- 2.7. Award of Sub-Contractors & Other Contracts for Portions of the Work:** Contractor shall submit with its bid response to the Owner, in writing for acceptance, a list of the names of the sub-contractors or other persons or organizations proposed for such portions of the Work as may be designated in the proposal requirements, or, if none is so designated, the names of the sub-contractors proposed for the principal portions of the Work. Prior to the award of the Contract, the Owner shall notify the successful Contractor in writing if, after due investigation, has reasonable objection to any person or organization on such list. If, prior to the award of the Contract, the Owner has a reasonable and substantial objection to any person or organization on such list and refuses in writing to accept such person or organization, the successful Contractor may, prior to the award, withdraw its proposal without forfeiture of proposal security. If the successful Contractor submits an acceptable substitute with an increase in the proposed price to cover the difference in cost occasioned by the substitution, the Owner may, at its discretion, accept the increased proposal or may disqualify the Contractor. If, after the award, the Owner refuses to accept any person or organization on such list, the Contractor shall submit an acceptable substitute and the Contract sum shall be increased or decreased by the difference in cost occasioned by such substitution and an appropriate Change Order shall be issued. However, no increase in the Contract sum shall be allowed for any such substitution unless the Contractor has acted promptly and responsively in submitting a name with respect thereto prior to the award.
- 2.8. Quantities of Work and Unit Price:** Materials or quantities stated as unit price items in the Bid are supplied only to give an indication of the general scope of the Work, and are as such, estimates only. The Owner does not expressly or by implication agree that the actual amount of Work or material will correspond therewith and reserves the right after award to increase or decrease the quantity of any unit item of the Work without a change in the unit price except as set forth in Article VIII, Section 70 of the *General Contract Conditions*. The City also reserves the right to make changes in the Work (including the right to delete any bid item in its entirety or add additional bid items) as set forth in Article VIII, Sections 69 through 71 of the *General Contract Conditions*.
- 2.9. Substitutions:** The materials, products and equipment described in the *Solicitation Documents* shall be regarded as establishing a standard of required performance, function, dimension, appearance, or quality to be met by any proposed substitution. No substitution will be considered prior to receipt of Bids unless the Offeror submits a written request for approval to the Purchasing Agent at least ten (10) days prior to the date for receipt of Bids. Such requests for approval shall include the name of the material or equipment for which substitution is sought and a complete description of the proposed substitution including drawings, performance and test data, and other information necessary for evaluation, including samples if requested. The Offeror shall set forth changes in other materials, equipment, or other portions of the Work including changes of the Work of other Contracts, which incorporation of the proposed substitution would require to be included. The Owner's decision of approval or disapproval of a proposed substitution shall be final. If the Owner approves a proposed substitution before receipt of Bids, such approval will be set forth in an Addendum. Offerors shall not rely upon approvals made in any other manner.

- 2.10. Supervision and Construction Procedures:** The Contractor shall supervise and direct the Work, using its best skill and attention. It shall be solely responsible for all construction means, methods, techniques, sequences, and procedures and for coordinating all portions of the Work under the Contract.
- 2.11. Warranty:** The Contractor warrants to the Owner that all materials and equipment furnished under this Contract will be new unless otherwise specified, and that all Work will be of good quality, free from faults and defects and in conformance with the Contract Documents. All Work not conforming to these standards may be considered defective. If required by Owner, the Contractor shall furnish satisfactory evidence as to the kind and quality of materials and equipment. If within ten (10) days after written notice to the Contractor requesting such repairs or replacement, the Contractor should neglect to make or undertake with due diligence to the same, the City may make such repairs or replacements. All indirect and direct costs of such correction or removal or replacement shall be at the Contractor's expense. The Contractor will also bear the expenses of making good all Work of others destroyed or damaged by the correction, removal, or replacement of its defective Work.
- 2.12. Permits, Fees, & Notices:** The Contractor shall secure and pay for all permits, governmental fees, and licenses necessary for the proper execution and completion of the Work. The Contractor shall give all notices and comply with all laws, ordinances, rules, regulations, and orders of any public authority, including the City, bearing on the performance of the Work. If the Contractor observes that any of the Contract Documents are at variance in any respect, it shall promptly notify the Purchasing Agent in writing, and any necessary changes shall be adjusted. If the Contractor performs any Work knowing it to be contrary to such laws, ordinances, rules, and regulations, and without such notice to the Owner, it shall assume full responsibility and shall bear all costs attributable to the non-conforming Work.
- 2.13. Responsibility for Those Performing the Work:** The Contractor shall be responsible to the Owner for the acts and omissions of all its employees and all sub-contractors, its agents and employees, and all other persons performing any of the Work under a Contract with the Contractor.
- 2.14. Use of the Site:** The Contractor shall confine operations at the site to areas permitted by law, ordinances, permits and the Contract Documents, and shall not unreasonably encumber the site with any materials or equipment.
- 2.15. Cleanup:** The Contractor at all times shall keep the premises free from accumulation of waste materials or rubbish caused by its operations. At the completion of Work, it shall remove all its waste materials and rubbish from and about the project, as well as all its tools, construction equipment, machinery, and surplus materials.
- 2.16. Insurance Requirements:** The selected Contractor agrees to procure and maintain, at its own cost, policy(s) of insurance sufficient to insure against all liability, claims, demands, and other obligations assumed by the Contractor pursuant to the Contract. Such insurance shall be in addition to any other insurance requirements imposed by this Contract or by law. The Contractor shall not be relieved of any liability, claims, demands,

or other obligations assumed pursuant to the Contract by reason of its failure to procure or maintain insurance in sufficient amounts, durations, or types.

Contractor shall procure and maintain and, if applicable, shall cause any Sub-contractor of the Contractor to procure and maintain insurance coverage listed below. Such coverage shall be procured and maintained with forms and insurers acceptable to Owner. All coverage shall be continuously maintained to cover all liability, claims, demands, and other obligations assumed by the Contractor pursuant to the Contract. In the case of any claims-made policy, the necessary retroactive dates and extended reporting periods shall be procured to maintain such continuous coverage. Minimum coverage limits shall be as indicated below unless specified otherwise in the Special Conditions:

(a) Worker Compensation: Contractor shall comply with all State of Colorado Regulations concerning Workers' Compensation insurance coverage.

(b) General Liability insurance with minimum limits of:

ONE MILLION DOLLARS (\$1,000,000) each occurrence and
ONE MILLION DOLLARS (\$1,000,000) per job aggregate.

The policy shall be applicable to all premises, products, and completed operations. The policy shall include coverage for bodily injury, broad form property damage (including completed operations), personal injury (including coverage for contractual and employee acts), blanket contractual, products, and completed operations. The policy shall include coverage for explosion, collapse, and underground (XCU) hazards. The policy shall contain a severability of interests' provision.

(c) Comprehensive Automobile Liability insurance with minimum limits for bodily injury and property damage of not less than:

ONE MILLION DOLLARS (\$1,000,000) each occurrence and
ONE MILLION DOLLARS (\$1,000,000) aggregate

(d) Professional Liability & Errors and Omissions Insurance policy with a minimum of:

ONE MILLION DOLLARS (\$1,000,000) per claim

This policy shall provide coverage to protect the City against liability incurred as a result of the professional Services performed as a result of responding to this Solicitation.

With respect to each of Contractors owned, hired, or non-owned vehicles assigned to be used in performance of the Work. The policy shall contain a severability of interest provision.

2.16.1 Additional Insured Endorsement: The policies required by paragraphs (b), and (c) above shall be endorsed to include Grand Junction, its Elected and Appointed Officials, Employees and Volunteers as Additional Insured. Every required policy above shall be primary insurance, and any insurance carried by the Owner, its officers, or its employees, or carried by or provided through any insurance pool of the Owner, shall be excess and not contributory insurance to that provided by the Contractor. The

Contractor shall be solely responsible for any deductible losses under any policy required above.

- 2.17. Indemnification:** The Contractor shall defend, indemnify and save harmless the Owner, and all its officers, employees, insurers, and self-insurance pool, from and against all liability, suits, actions, or other claims of any character, name and description brought for or on account of any injuries or damages received or sustained by any person, persons, or property on account of any negligent act or fault of the Contractor, or of any Contractor's agent, employee, Sub-Contractor or supplier in the execution of, or performance under, any Contract which may result from proposal award. Contractor shall pay any judgment with cost which may be obtained by and/or against the Owner growing out of or under the performance.
- 2.18. Miscellaneous Conditions: Material Availability:** Contractors must accept responsibility for verification of material availability, production schedules, and other pertinent data prior to submission of bid. It is the responsibility of the Offeror to notify the Owner immediately if materials specified are discontinued, replaced, or not available for an extended period of time.
- 2.19. Time:** Time is of the essence with respect to the time of completion of the Project and any other milestones or deadline which are part of the Contract. It will be necessary for each Offeror to satisfy the City of its ability to complete the Work within the Contract time set forth in the Contract Documents. The Contract time is the period of time allotted in the Contract Documents for completion of the Work. The date of commencement of the Work is the date established in a Notice to Proceed. If there is no Notice to Proceed, it shall be the date of the Contract, or such other date as may be established therein, or as established as entered on the Bid Form. The Date of Final Completion of the Work is the date certified by the Owner when all construction, and all other Work associated to include, but not be limited to: testing, QA/QC, receipt of required reports and/or forms, grant requirements (if applicable), punch list items, clean-up, receipt of drawings and/or as-builts, etc., is fully complete, and in accordance with the Contract Documents.
- 2.20. Progress & Completion:** The Contractor shall begin the Work on the Commencement Date as noted on the Notice to Proceed and perform the Work expeditiously with adequate forces to complete the Work within the Contract time/by the Completion date.
- 2.21. Payment & Completion:** The Contract Sum is stated in the Contract and is the total amount payable by the Owner to the Contractor for the performance of the Work under the Contract Documents. Upon receipt of written notice that the Work is ready for final inspection and acceptance and upon receipt of application for payment, the Owner's Project Manager will promptly make such inspection and, when it finds the Work acceptable under the Contract Documents and the Contract fully performed, the Owner shall make payment in the manner provided in the Contract Documents.
- 2.22. Bid Bond:** Each Bid shall as a guaranty of good faith on the part of the Offeror be accompanied by a Bid Guaranty consisting of a certified or cashier's check drawn on an approved national bank or trust company in the state of Colorado and made payable without condition to the City; or a **Bid Bond** written by an approved corporate surety in favor of the City. The amount of the Bid Guaranty shall not be less than 5% of the total Bid

amount. Once a Bid is accepted and a Contract is awarded, the apparent successful Offeror has ten calendar days to enter into a Contract in the form prescribed and to furnish the bonds with a legally responsible and approved surety. Failure to do so will result in forfeiture of the Bid Guaranty to the City as Liquidated Damages.

Each Offeror shall guaranty its total bid price for a period of sixty (60) Calendar Days from the date of the bid opening.

- 2.23. Performance & Payment Bonds:** Contractor shall furnish a Performance and a Payment Bond, each in an amount at least equal to that specified for the Contract amount as security for the faithful performance and payment of all Contractor's obligations under the Contract Documents. The bonds shall remain in effect for the duration of the Warranty Period (as specified in the Special Conditions). Contractor shall also furnish other bonds as required by the Special Conditions. All bonds shall be in the forms prescribed by the Contract Documents and be executed by such sureties as (1) are licensed to conduct business in the State of Colorado and (2) are named in the current list of "Companies Holding Certificates of Authority as Acceptable Sureties on Federal Bonds and as Acceptable Reinsuring Companies" as published in Circular 570 (amended) by the Audit Staff, Bureau of Accounts, U.S. Treasury Department. All bonds signed by an agent must be accompanied by a certified copy of the Authority Act. If the surety on any bond furnished by the Contractor is declared bankrupt, or becomes insolvent, or its rights to do business in Colorado are terminated, or it ceases to meet the requirements of clauses (1) and (2) of this section, Contractor shall within five (5) days thereafter substitute another bond and surety, both of which shall be acceptable to the City.
- 2.24. Retention:** The Owner will deduct money from the partial payments in amounts considered necessary to protect the interest of the Owner and will retain this money until after completion of the entire Contract. The amount to be retained from partial payments will be five (5) percent of the value of the completed Work, and not greater than five (5) percent of the amount of the Contract. When the retainage has reached five (5) percent of the amount of the Contract no further retainage will be made and this amount will be retained until such time as final payment is made.
- 2.25. Liquidated Damages for Failure to Enter Into Contract:** Should the Successful Offeror fail or refuse to enter into the Contract within ten Calendar Days from the issuance of the Notice of Award, the City shall be entitled to collect the amount of such Offeror's Bid Guaranty as Liquidated Damages, not as a penalty but in consideration of the mutual release by the City and the Successful Offeror of all claims arising from the City's issuance of the Notice of Award and the Successful Offeror's failure to enter into the Contract and the costs to award the Contract to any other Offeror, to readvertise, or otherwise dispose of the Work as the City may determine best serves its interest.
- 2.26. Liquidated Damages for Failure to Meet Project Completion Schedule:** If the Contractor does not achieve Final Completion by the required date, whether by neglect, refusal or any other reason, the parties agree and stipulate that the Contractor shall pay liquidated damages to the City for each such day that final completion is late. As provided elsewhere, this provision does not apply for delays caused by the City. The date for Final Completion may be extended in writing by the Owner.

The Contractor agrees that as a part of the consideration for the City's awarding of this Contract liquidated damages in the daily amount of **\$750.00** is reasonable and necessary to pay for the actual damages resulting from such delay. The parties agree that the real costs and injury to the City for such delay include hard to quantify items such as: additional engineering, inspection and oversight by the City and its agents; additional Contract administration; inability to apply the efforts of those employees to the other Work of the City; perceived inefficiency of the City; citizens having to deal with the construction and the Work, rather than having the benefit of a completed Work, on time; inconvenience to the public; loss of reputation and community standing for the City during times when such things are very important and very difficult to maintain.

The Contractor must complete the Work and achieve final completion included under the Bid Schedule in the number of consecutive calendar days after the City gives is written Notice to Proceed. When the Contractor considers the entire Work ready for its intended use, Contractor shall certify in writing that the Work is fully complete. Final Completion date is the date by which the Contractor shall have fully completed all clean-up, and all items that were identified by the City in the inspection for final completion. Unless otherwise stated in the Special Conditions, for purposes of this liquidated damages clause, the Work shall not be finished, and the Contract time shall continue to accrue until the City gives its written Final Acceptance.

If the Contractor shall fail to pay said liquidated damages promptly upon demand thereof after having failed to achieve Final Completion on time, the City shall first look to any retainage or other funds from which to pay said liquidated damages; if retainage or other liquid funds are not available to pay said liquidated damages amounts, the Surety on the Contractor's Performance Bond and Payment Bond shall pay such liquidated damages. In addition, the City may withhold all, or any part of, such liquidated damages from any payment otherwise due the Contractor.

Liquidated damages as provided do not include any sums to reimburse the City for extra costs which the City may become obligated to pay on other Contracts which were delayed or extended because of the Contractor's failure to complete the Work within the Contract Time. Should the City incur additional costs because of delays or extensions to other Contracts resulting from the Contractor's failure of timely performance, the Contractor agrees to pay these costs that the City incurs because of the Contractor's delay, and these payments are separate from and in addition to any liquidated damages.

The Contractor agrees that the City may use its own forces or hire other parties to obtain Final Completion of the Work if the time of completion has elapsed and the Contractor is not diligently pursuing completion. In addition to the Liquidated Damages provided for, the Contractor agrees to reimburse the City for all expenses thus incurred.

2.27. Contingency/Force Account/Minor Contract Revisions: Contingency/Force Account/Minor Contract Revisions Work will be authorized by the Owner's Project Manager and is defined as minor expenses to cover miscellaneous or unforeseen expenses related to the project. The expenses are not included in the Drawings, Specifications, or Scope of Work and are necessary to accomplish the scope of this Contract. Contingency/Force Account/Minor Contract Revisions Authorization will be directed by the Owner through an approved form. Contingency/Force Account/Minor Contract Revisions funds are the property of the Owner and any Contingency/Force

Account/Minor Contract Revisions funds, not required for project completion, shall remain the property of the Owner. Contractor is not entitled to any Contingency/Force Account/Minor Contract Revisions funds, that are not authorized by Owner or Owner's Project Manager.

- 2.28. Protection of Persons & Property:** The Contractor shall comply with all applicable laws, ordinances, rules, regulations, and orders of any public authority having jurisdiction for the safety of persons or property or to protect it from damage, injury, or loss. Contractor shall erect and maintain, as required by existing safeguards for safety and protection, and all reasonable precautions, including posting danger signs or other warnings against hazards promulgating safety regulations and notifying owners and users of adjacent utilities. When or where any direct or indirect damage or injury is done to public or private property by or on account of any act, omission, neglect, or misconduct by the Contractor in the execution of the Work, or in consequence of the non-execution thereof by the Contractor, it shall restore, at its own expense, such property to a condition similar or equal to that existing before such damage or injury was done, by repairing, rebuilding, or otherwise restoring as may be directed, or it shall make good such damage or injury in an acceptable manner.
- 2.29. Changes in the Work:** The Owner, without invalidating the Contract, may order changes in the Work within the general scope of the Contract consisting of additions, deletions or other revisions, the Contract sum and the Contract time being adjusted accordingly. All such changes in the Work shall be authorized by Change Order and shall be executed under the applicable conditions of the contract documents. A Change Order is a written order to the Contractor signed by the Owner issued after the execution of the Contract, authorizing a change in the Work or an adjustment in the contract sum or the Contract time. The Contract sum and the Contract time may be changed only by Change Order.
- 2.30. Claims for Additional Cost or Time:** If the Contractor wishes to make a claim for an increase in the Contract sum or an extension in the Contract time, it shall give the Owner written notice thereof within a reasonable time after the occurrence of the event giving rise to such claim. This notice shall be given by the Contractor before proceeding to execute the Work, except in an emergency endangering life or property in which case the Contractor shall precede in accordance with the regulations on safety. No such claim shall be valid unless so made. Any change in the Contract sum or Contract time resulting from such claim shall be authorized by Change Order.
- 2.31. Minor Changes in the Work:** The Owner shall have authority to order minor changes in the Work not involving an adjustment in the Contract sum or an extension of the Contract time and not inconsistent with the intent of the Contract Documents.
- 2.32. Field Orders:** The Owner may issue written Field Orders which interpret the Contract Documents in accordance with the specifications, or which order minor changes in the Work in accordance with the agreement, without change in the Contract sum or time. The Contractor shall carry out such Field Orders promptly.
- 2.33. Uncovering & Correction of Work:** The Contractor shall promptly correct all Work rejected by the Owner as defective or as failing to conform to the Contract Documents whether observed before or after substantial completion and whether or not fabricated

installed or completed. The Contractor shall bear all costs of correcting such rejected Work, including the cost of the Owner's additional services thereby made necessary. If within one (1) year after the date of completion or within such longer period of time as may be prescribed by law or by the terms of any applicable special guarantee required by the Contract Documents, any of the Work found to be defective or not in accordance with the Contract documents, the Contractor shall correct it promptly after receipt of a written notice from the Owner to do so unless the Owner has previously given the Contractor a written acceptance of such condition. The Owner shall give such notice promptly after discovery of condition. All such defective or non-conforming Work under the above paragraphs shall be removed from the site where necessary and the Work shall be corrected to comply with the Contract Documents without cost to the Owner. The Contractor shall bear the cost of making good all Work of separate Contractors destroyed or damaged by such removal or correction. If the Owner prefers to accept defective or non-conforming Work, it may do so instead of requiring its removal and correction, in which case a Change Order will be issued to reflect an appropriate reduction in the payment or Contract sum, or, if the amount is determined after final payment, it shall be paid by the Contractor.

- 2.34 Amendment:** No oral statement of any person shall modify or otherwise change, or affect the terms, conditions or specifications stated in the resulting Contract. All amendments to the Contract shall be made in writing by the Owner.
- 2.35 Assignment:** The Contractor shall not sell, assign, transfer or convey any Contract resulting from this IFB, in whole or in part, without the prior written approval from the Owner.
- 2.36 Compliance with Laws:** Offers must comply with all Federal, State, County, and local laws governing the Work and the fulfillment of the Work for and on behalf of the public. Contractor hereby warrants that it is qualified to assume the responsibilities and render the Work described herein and has all requisite corporate authority and professional licenses in good standing required by law.
- 2.37 Confidentiality:** All information disclosed by the Owner to the Contractor for the purpose of the Work to be done or information that comes to the attention of the Contractor during the course of performing such Work is to be kept strictly confidential.
- 2.38 Conflict of Interest:** No public official and/or City/County employee shall have interest in any Contract resulting from this Invitation for Bid.
- 2.39 Contract Termination:** This Contract shall remain in effect until any of the following occurs: (1) Contract expires; (2) completion of Work; (3) final acceptance of Work or, (4) for convenience terminated by either party with a written *Notice of Cancellation* stating therein the reasons for such cancellation and the effective date of cancellation at least thirty (30) days past notification.
- 2.40 Employment Discrimination:** During the performance of any services per agreement with the Owner, the Contractor, by submitting a Bid, agrees to the following conditions:

- 2.40.1** The Contractor shall not discriminate against any employee or applicant for employment because of race, religion, color, sex, age, handicap, or national origin except when such condition is a legitimate occupational qualification reasonably necessary for the normal operations of the Contractor. The Contractor agrees to post in conspicuous places, visible to employees and applicants for employment, notices setting forth the provisions of this nondiscrimination clause.
- 2.40.2** The Contractor, in all solicitations or advertisements for employees placed by or on behalf of the Contractor, shall state that such Contractor is an Equal Opportunity Employer.
- 2.40.3** Notices, advertisements, and solicitations placed in accordance with federal law, rule, or regulation shall be deemed sufficient for the purpose of meeting the requirements of this section.
- 2.41 Affirmative Action:** In executing a Contract with the City, the Contractor agrees to comply with Affirmative Action and Equal Employment Opportunity regulations presented in the General Contract Conditions Section 9 "Affirmative Action/EEO.
- 2.42. Immigration Reform and Control Act of 1986 and Immigration Compliance:** The Contractor certifies that it does not and will not during the performance of the Contract employ workers without authorization or otherwise violate the provisions of the Federal Immigration Reform and Control Act of 1986 and/or laws regulating immigration compliance.
- 2.43. Ethics:** The Contractor shall not accept or offer gifts or anything of value nor enter into any business arrangement with any employee, official, or agent of the Owner.
- 2.44. Failure to Deliver:** In the event of failure of the Contractor to perform in accordance with the Contract Documents, the Owner, after due oral or written notice, may procure the Work from other sources and hold the Contractor responsible for any costs resulting in additional Work, materials and/or administration services necessary to perform the Work. This remedy shall be in addition to any other remedies that the Owner may have.
- 2.45. Failure to Enforce:** Failure by the Owner at any time to enforce the provisions of the Contract shall not be construed as a waiver of any such provisions. Such failure to enforce shall not affect the validity of the Contract or any part thereof or the right of the Owner to enforce any provision of the Contract Documents at any time in accordance with the terms thereof.
- 2.46. Force Majeure:** The Contractor shall not be held responsible for failure to perform the duties and responsibilities imposed by the Contract due to legal strikes, fires, riots, rebellions, and acts of God beyond the control of the Contractor, unless otherwise specified in the Contract.
- 2.47. Independent Contractor:** The Contractor shall be legally considered an Independent Contractor and neither the Contractor nor its employees shall, under any circumstances, be considered servants or agents of the Owner. The Owner shall be at no time legally

responsible for any negligence or other wrongdoing by the Contractor, its servants, or agents. The Owner shall not withhold from the Contract payments to the Contractor any federal or state unemployment taxes, federal or state income taxes, Social Security, or any other amounts for benefits to the Contractor. Further, the Owner shall not provide to the Contractor any insurance coverage or other benefits, including Workers' Compensation, normally provided by the Owner for its employees.

2.48. Nonconforming Terms and Conditions: A bid that includes terms and conditions that do not conform to the terms and conditions of this Invitation for Bid is subject to rejection as non-responsive. The Owner reserves the right to permit the Contractor to withdraw nonconforming terms and conditions from its bid prior to a determination by the Owner of non-responsiveness based on the submission of nonconforming terms and conditions.

Items for non-responsiveness may include, but not be limited to:

- a. Submission of the Bid on forms other than those supplied by the City;
- b. Alteration, interlineation, erasure, or partial detachment of any part of the forms which are supplied herein;
- c. Inclusion of unauthorized additions conditional or alternate Bids or irregularities of any kind which may tend to make the Bid incomplete, indefinite, or ambiguous as to its meaning;
- d. Failure to acknowledge receipt of any or all issued Addenda;
- e. Failure to provide a unit price or a lump sum price, as appropriate, for each pay item listed except in the case of authorized alternative pay items;
- f. Failure to list the names of Subcontractors used in the Bid preparation as may be required in the Solicitation Documents;
- g. Submission of a Bid that, in the opinion of the Owner, is unbalanced so that each item does not reasonably carry its own proportion of cost or which contains inadequate or unreasonable prices for any item;
- h. Tying of the Bid with any other bid or Contract; and
- i. Failure to calculate Bid prices as described herein.

2.49. Evaluation of Bids and Offerors: The Owner reserves the right to:

- reject any and all Bids,
- waive any and all informalities,
- take into account any prompt payment discounts offered by Offeror,
- negotiate final terms with the Successful Offeror,
- take into consideration past performance of previous awards/Contracts with the Owner of any Contractor, Vendor, Contractor, Supplier, or Service Provider in determining final award. and
- disregard any and all nonconforming, nonresponsive, or conditional Bids.

Discrepancies between words and figures will be resolved in favor of words. Discrepancies between Unit Prices and Extended Prices will be resolved in favor of the Unit Prices. Discrepancies between the indicated sum of any column of figures and the correct sum thereof will be resolved in favor of the correct sum. The corrected extensions and totals will be shown in the tabulation of Bids.

The Owner may consider the qualifications and experience of Subcontractors and other persons and organizations (including those who are to furnish the principal items of material or equipment) proposed for those portions of the Work as to which the identity of Subcontractors and other persons and organizations must be submitted. Operating costs, maintenance considerations performance data, and guarantees of materials and equipment may also be considered by the Owner.

The Owner will conduct such investigations as deemed necessary to assist in the evaluation of any Bid and to establish the responsibility, qualifications, and financial ability of the Offeror, proposed Subcontractors and other persons and organizations to do the Work in accordance with the *Contract Documents* to the City's satisfaction within the Contract Time.

The Offeror shall furnish the Owner all information and data requested by the Owner to determine the ability of the Offeror to perform the Work. The Owner reserves the right to reject the Bid if the evidence submitted by, or investigation of such Offeror fails to satisfy the Owner that such Offeror is properly qualified to carry out the obligations of the Contract and to complete the Work contemplated therein.

By submitting a Bid, each Offeror authorizes the Owner to perform such investigation of the Offeror as the Owner deems necessary to establish the responsibility, qualifications, and financial ability of the Offeror and, by its signature thereon, authorizes the Owner to obtain reference information concerning the Offeror and releases the party providing such information and the Owner from any and all liability to the Offeror as a result of such reference information so provided.

The Owner reserves the right to reject the Bid of any Offeror who does not pass any evaluation to the Owner's satisfaction.

If the Contract is to be awarded, it will be awarded to the Offeror who, by evaluation, the Owner determines will best meet the Owner's interests.

The Owner reserves the right to accept or reject the Work contained in any of the Price Bid Schedules or alternates, either in whole or in part.

2.50. Award of Contract: Unless otherwise indicated, a single award will be made for all the bid items in an individual bid schedule. In the event that the Work is contained in more than one Bid Schedule, the City may award Schedules individually or in combination. In the case of two Bid Schedules which are alternative to each other, only one of such alternative Schedules will be awarded. Within forty-five (45) Calendar Days of Bid Opening, the City will issue a Notice of Award to the Successful Offeror which will be accompanied by a Contract electronically submitted via DocuSign for digital signature. Within ten (10) Calendar Days thereafter, the Successful Offeror shall sign and deliver the digitally executed Contract via DocuSign. Performance Bond, Payment Bond, and

Certificate of Insurance shall be submitted to the City within ten (10) days of Contract execution. No Contract shall exist between the Successful Offeror and the City and the Successful Offeror shall have no rights at law or in equity until the Contract has been duly executed by the City.

The Successful Offeror's failure to sign and submit a Contract and other documents set forth in this Paragraph within the prescribed time shall be just cause of annulment of the award, and forfeiture of the Bid Guaranty. The award of Contract may then be made to the next qualified Offeror in the same manner as previously prescribed.

- 2.51. Ownership:** All plans, prints, designs, concepts, etc., shall become the property of the Owner.
- 2.52. Oral Statements:** No oral statement of any person shall modify or otherwise affect the terms, conditions, or specifications stated in this document and/or resulting agreement. All modifications to this request and any agreement must be made in writing by the Owner.
- 2.53. Patents/Copyrights:** The Contractor agrees to protect the Owner from any claims involving infringements of patents and/or copyrights. In no event shall the Owner be liable to the Contractor for any claims, damages, awards and/or costs of defense arising on the grounds of patent(s)/copyright(s) infringement. Patent/copyright infringement shall null and void any agreement resulting from response to this Invitation For Bid.
- 2.54. Remedies:** The Contractor and Owner agree that both parties have all rights, duties, and remedies available as stated in the Uniform Commercial Code.
- 2.55. Governing Law:** Any agreement as a result of responding to this Invitation For Bid shall be deemed to have been made in, and shall be construed and interpreted in accordance with, the laws of the City of Grand Junction, Mesa County, Colorado.
- 2.56. Expenses:** Expenses incurred in preparation, submission, and presentation of a response to this Invitation For Bid are the responsibility of the Offeror and cannot be charged to the Owner.
- 2.57. Sovereign Immunity:** The Owner specifically reserves its right to sovereign immunity pursuant to Colorado law as a defense to any action arising out of this Contract.
- 2.58. Public Funds/Non-Appropriation of Funds:** Funds for payment have been provided through the Owner's budget approved by the City Council/Board of County Commissioners for the stated fiscal year only. State of Colorado prohibits the obligation and expenditure of public funds beyond the fiscal year for which a budget has been approved. Therefore, anticipated orders or other obligations that may arise past the end of the stated Owner's fiscal year shall be subject to budget approval. The Contract, if any, will be subject to and must contain a non-appropriation of funds clause/limitation on multi-year fiscal obligations as required by Art X, Section 20 of the Colorado Constitution, and other applicable law(s).
- 2.59. Cooperative Purchasing:** Purchases as a result of this solicitation are primarily for the City/County. Other governmental entities may be extended the opportunity to utilize the

resultant Contract award with the agreement of the successful provider and the participating agencies. All participating entities will be required to abide by the specifications, terms, conditions, and pricings established in this Bid. The quantities furnished in this bid document are for only the City/County. It does not include quantities for any other jurisdiction. The City or County will be responsible only for the award for its jurisdiction. Other participating entities will place its own awards on its respective Purchase Orders through its purchasing office or use its purchasing card for purchase/payment as authorized or agreed upon between the provider and the individual entity. The Owner accepts no liability for payment of orders placed by other participating jurisdictions that choose to “piggy-back” on Owner’s solicitation. Orders placed by participating jurisdictions under the terms of this solicitation will indicate its specific delivery and invoicing instructions.

2.60. Keep Jobs in Colorado Act: Contractor shall be responsible for ensuring compliance with Article 17 of Title 8, Colorado Revised Statutes (C.R.S.) requiring 80% Colorado labor to be employed on public works. Contractor shall, upon reasonable notice provided by the Owner, permit the Owner to inspect documentation of identification and residency required by C.R.S. §8-17-101(2)(a). If Contractor claims it is entitled to a waiver pursuant to C.R.S. §8-17-101(1), Contractor shall state that there is insufficient Colorado labor to perform the Work such that compliance with Article 17 would create an undue burden that would substantially prevent a project from proceeding to completion and shall include evidence demonstrating the insufficiency and undue burden in its response.

Unless expressly granted a waiver by the Owner pursuant to C.R.S. §8-17-101(1), Contractor shall be responsible for ensuring compliance with Article 17 of Title 8, C.R.S. requiring 80% Colorado labor to be employed on public works. Contractor shall, upon reasonable notice provided by the Owner, permit the Owner to inspect documentation of identification and residency required by C.R.S. §8-17-101(2)(a).

2.60.1. "Public project" is defined as:

- (a) any construction, alteration, repair, demolition, or improvement of any land, building, structure, facility, road, highway, bridge, or other public improvement suitable for and intended for use in the promotion of the public health, welfare, or safety and any maintenance programs for the upkeep of such projects.
- (b) for which appropriate or expenditure of moneys may be reasonably expected to be \$500,000.00 or more in the aggregate for any fiscal year
- (c) except any project that receives federal moneys.

3. Statement of Work

3.1 GENERAL: The City of Grand Junction is soliciting competitive bids from qualified and interested Contractors for all labor, equipment, and materials required for the 2024 Sewer Replacement – Bahamas Way and 22nd & Gunnison Avenue.

3.2. PROJECT DESCRIPTION:

- **Bahamas Way:** Remove and replace 8” VCP with 1519 lineal feet of 8” PVC. Replace 6 Manholes, elimination of 2 manholes. Two spot repairs are needed in the vicinity of the Paradise Hills subdivision.

- **22nd Street & Gunnison Ave:** Remove & replace of 283 lineal feet of 8” RCP with 8” PVC and one manhole.
- Included is bypass pumping, replacing manholes, asphalt “T” patches and replacing disturbed irrigation piping, fencing, curbs.

3.3. SPECIAL CONDITIONS & PROVISIONS:

3.3.1 Non-Mandatory Pre-Bid Meeting: Prospective Offerors are encouraged to attend a non-mandatory pre-bid meeting on Tuesday, June 18, 2024, at 3:00 PM. Meeting location shall be in the City Hall Auditorium located at 250 N 5th St, Grand Junction CO 81501. The purpose of this visit will be to inspect and to clarify the contents of this Invitation for Bids (IFB).

3.3.2 QUESTIONS REGARDING SOLICIATION PROCESS/SCOPE OF WORK:

Dolly Daniels; Senior Buyer
City of Grand Junction
dollyd@gjcity.org

3.3.3 Project Manager: The Project Manager for the Project is Toby Thieman, Project Engineer, who can be reached at (970) 712-2757. During Construction, all notices, letters, submittals, and other communications directed to the City shall be addressed and mailed or delivered to:

City of Grand Junction
Department of Public Works
Attn: Toby Thieman, Project Manager
244 North 7th Street
Grand Junction, CO 81501

3.3.4 Contract Administrator: The Contract Administrator for the Project is Duane Hoff Jr., Contract Administrator, who can be reached at (970)244-1545. During Construction, Contract related inquiries, issues, and other communications shall be directed to:

Duane Hoff Jr., Contract Administrator
duaneh@gjcity.org

3.3.5 Pre-Qualification: Contractors are required to be pre-qualified for this Project. Since this Project is estimated to be greater than \$500,000, Contractors must be pre-qualified in the following categories to submit a bid response for this Project:

- 3A Sewer Pipes and Manholes

3.3.6 Affirmative Action: The Contractor is not required to submit a written Affirmative Action Program for this Project.

3.3.7 Pricing: Pricing shall be all inclusive to include but not be limited to: all labor, equipment, supplies, materials, freight (F.O.B. Destination – Freight Pre-paid and Allowed to each site), travel, mobilization costs, fuel, set-up and take down costs, and

full-time inspection costs, and all other costs related to the successful completion of the project.

The Owner shall not pay nor be liable for any other additional costs including but not limited to taxes, shipping charges, insurance, interest, penalties, termination payments, attorney fees, liquidated damages, etc.

3.3.8 Freight/Shipping: All freight/shipping shall be F.O.B. Destination – Freight Pre-Paid and Allowed to the project site(s), Grand Junction, CO.

Contractor must meet all federal, state, and local rules, regulations, and requirements for providing such services.

3.3.9 Contract: A binding Contract shall consist of: (1) the IFB and any amendments thereto, (2) Additional Documents as stated in Section 1.10, (3) the Offeror's response (bid) to the IFB, (4) clarification of the bid, if any, and (5) the City's Purchasing Department's acceptance of the bid by "Notice of Award" or by "Purchase Order". All Exhibits and Attachments included In the IFB shall be incorporated into the Contract by reference.

A. The Contract expresses the complete agreement of the parties and, performance shall be governed solely by the specifications and requirements contained therein.

B. Any change to the Contract, whether by modification and/or supplementation, must be accomplished by a formal Contract amendment signed and approved by and between the duly authorized representative of the Offeror and the City Purchasing Division or by a modified Purchase Order prior to the effective date of such modification. The Offeror expressly and explicitly understands and agrees that no other method and/or no other document, including acts and oral communications by or from any person, shall be used or construed as an amendment or modification to the Contract.

3.3.10 Time of Completion: The scheduled time of Completion for the Project is **80 Calendar Days** from the starting date specified in the Notice to Proceed.

Completion is achieved when site cleanup and all punch list items (resulting from the final inspection) have been completed. Completion shall have the meaning set forth in Article I, Section 3 (Definitions and Terms) of the General Contract Conditions.

3.3.11 Working Days and Hours: The working days and hours shall be as stated in the General Contract Conditions or as mutually agreed upon in the preconstruction meeting with the following exception:

All Work shall be performed between the hours of 7:00 AM to 5:00 PM, Monday through Friday.

3.3.12 Licenses and Permits: Contractor is responsible for obtaining all necessary licenses and permits required for Construction, at Contractors expense. See Section 2.12. Contractor shall supply to Owner all copies of finalized permits.

3.3.13 Permits: The following permits are required for the Project and will be obtained by the City at no cost to the Contractor:

NONE

The following permits are required for the Project and shall be obtained and paid for by the Contractor with the costs included in the total bid price for the Project:

- Mesa County Stormwater Permit – if necessary
- Mesa County Dewatering Permit – if necessary
- City of Grand Junction Right-of-Way Permit – where necessary

3.3.14 City Furnished Materials: The City will furnish the following materials for the Project:

- Door Hangers

3.3.15 Project Sign: Project Signs, if any, will be furnished and installed by the City.

3.3.16 Project Newsletters: A newsletter for the Project will be prepared and distributed by the City. It will include general information about the Project including interruptions in utility services, street closures, parking restrictions, project schedule, and the names and telephone numbers of the contacts for the City and Contractor. The newsletter will be mailed approximately one week before the Contractor commences work.

The Contractor will be responsible for notifying all businesses and / or residents located adjacent to the work. Door hanger notifications shall be distributed at least two (2) working days prior to the day the work is scheduled to begin.

3.3.17 Authorized Representatives of the City: Those authorized to represent the City shall include Purchasing Agent, Engineers, and Inspectors employed by the City, only.

3.3.18 Stockpiling Materials and Equipment: All stockpiling/storage shall be in accordance with General Contract Condition Section 51.

3.3.19 Traffic Control: The Contractor shall provide and maintain traffic control in accordance with the approved Traffic Control Plan and the Manual on Uniform Traffic Control Devices (MUTCD). A Traffic Control Plan shall be prepared by the Contractor and reviewed by the City two (2) days prior to the pre-construction meeting.

- Bahamas Way can have a closure during work times, and open at nights and weekends.
- 22nd & Gunnison Ave can a closure on 22nd street during construction and open during nights and weekends.

3.3.20 Clean-Up: The Contractor is responsible for cleaning up all loose materials that have been deposited or swept into gutters, and onto sidewalks and driveways as a result of sidewalk operations. The costs for all clean-up work shall be considered incidental and will not be paid for separately.

3.3.21 Quality Control Testing: Contractor shall perform Quality Control testing on concrete soil compaction and asphalt densities at least as often as the Quality Assurance frequency states in City Standards UU-3.

3.3.22 Quality Assurance Testing: The City of Grand Junction will perform all other necessary Quality Assurance Testing.

3.3.23 Schedule of Submittals: Contractor shall deliver these submittals at least two days prior to the pre-construction meeting:

- Traffic Control Plans
- Project Schedule
- Pipe material and fittings
- Manhole Design
- Corrosion Protection Coating
- Asphalt Design mix
- Concrete Design Mix

3.3.24 Uranium Mill Tailings: It is anticipated that radioactive mill tailings will not be encountered on this Project.

3.3.25 Fugitive Petroleum or Other Contamination: It is anticipated that soil contamination from fugitive petroleum or other contaminants will not be encountered with this Project.

3.3.26 Excess Material: All excess materials shall be disposed in accordance with General Contract Condition Section 50.

3.3.27 Existing Utilities and Structures: Utilities were not potholed during design of this Project. The location of existing utilities and structures shown on the Plans is approximate with the information gathered during design. It is the responsibility of the Contractor to pothole/locate and protect all structures and utilities in accordance with General Contract Condition Section 37.

3.3.28 Incidental Items: Any item of Work not specifically identified or paid for directly, but which is necessary for the satisfactory completion of any paid items of Work, will be considered as incidental to those items, and will be included in the cost of those items.

3.3.29 Survey: The Contractor shall give the City survey crew a minimum of 72 hours' notice for all requested survey.

3.3.30 Work to be Performed by the City (Prior to Construction):

- None

3.3.31 Existing Concrete Sidewalks, Pans, Fillets, Curbs, and Gutters: The existing sidewalks, pans, fillets, curbs, and gutters are in good serviceable condition. In most instances, the installation of new sidewalk and pavement will be adjacent to existing concrete. The Contractor will need to protect all concrete adjacent to construction. If

the concrete is damaged during construction, the Contractor will be responsible for its replacement at no cost to the City. The Contractor, the City Project Inspector, and/or the City Project Manager will walk and record any concrete that is deemed to be damaged before construction has started.

3.3.32 ACI Concrete and Flatwork Finisher and Technician: Hand finishing concrete will be permitted only when performed under the direct supervision of a craftsman holding the following certificate: ACI Concrete Flatwork Finisher and Technician (ACICFFT) or other Flatwork Finisher certification program approved by the City Engineering Manager.

3.4 SCOPE OF WORK: This Project has two locations:

- 1.) Removing and replace 1519' of existing sewer line along Bahamas Way including replacement with corrosion protected coating manholes.
- 2.) Remove and replace 283' of 8" RCP Sanitary Sewer pipe and replace with 8" PVC and one Manhole D3-272-023 in 22nd Street.

Included in this Contract is removal of asphalt, milling where replacement of asphalt meets with existing asphalt. All asphalt that is removed with painted traffic control lines or parking lines must be repainted. Sanitary sewer bypass pumping where used will be required to have a representative on site 100% of the time bypassing is occurring. Traffic control & an approved traffic plan is required. Plan on trench boxes and practice OSHA safety. Ground water is expected.

3.5 Attachments (Click on the links):

Attachment A: Plan Set: Bahamas Way

Attachment B: Plan Set: 22nd & Gunnison

3.6 Contractor Bid Documents: For Contractor's convenience, the following is a list of forms/items to be submitted with the Contractor's bid response. However, should a form/item not be listed in this section, but required in the solicitation documents, it is the Contractor's responsibility to ensure all forms/items are submitted.

- Contractor's Bid Form
- Price Bid Schedule
- References

3.7 IFB TENTATIVE TIME SCHEDULE:

Invitation For Bids available on	May 31, 2024
Non-Mandatory Pre-Bid Meeting	June 18, 2024 3:00 PM
Inquiry deadline, no questions after this date	June 25, 2024
Addendum Posted	July 3, 2024
Submittal deadline for proposals	July 10, 2024, 11:00 AM
City Council Approval (if required)	July 17, 2024
Notice of Award & Contract execution	July 31, 2024
Bonding & Insurance Cert due	August 14, 2024
Preconstruction meeting	August 21, 2024

Work begins no later than
Final Completion

Holidays:

Labor Day

Veterans Day (observed)

Thanksgiving Day

Day After Thanksgiving

Receipt of Notice to Proceed
80 Calendar Days from Notice
to Proceed

September 2, 2024

November 11, 2024

November 28, 2024

November 29, 2024

4. Contractor's Bid Form

Bid Date: _____

Project: IFB-5458-24-DD "2024 Sewer Replacement – Bahamas Way and 22nd Street & Gunnison Ave"

Bidding Company: _____

Name of Authorized Agent: _____

Email _____

Telephone _____ **Address** _____

City _____ **State** _____ **Zip** _____

The undersigned Offeror, in compliance with the Invitation for Bids, having examined the Instruction to Offerors, General Contract Conditions, Statement of Work, Specifications, and any and all Addenda thereto, having investigated the location of, and conditions affecting the proposed Work, hereby proposes to furnish all labor, materials and supplies, and to perform all Work for the Project in accordance with Contract Documents, within the time set forth and at the prices stated below. These prices are to cover all expenses incurred in performing the Work required under the Contract Documents, of which this Contractor's Bid Form is a part.

The undersigned Contractor does hereby declare and stipulate that this offer is made in good faith without collusion or connection to any person(s) providing an offer for the same Work, and that it is made in pursuance of, and subject to, all terms and conditions of the Instructions to Offerors, the Specifications, and all other Solicitation Documents, all of which have been examined by the undersigned.

The Contractor also agrees that if awarded the Contract, to provide insurance certificates within ten (10) working days of the date of Notification of Award. Submittal of this offer will be taken by the Owner as a binding covenant that the Contractor will be prepared to complete the project in its entirety.

The Owner reserves the right to make the award on the basis of the offer deemed most favorable, to waive any formalities or technicalities and to reject any or all offers. It is further agreed that this offer may not be withdrawn for a period of sixty (60) calendar days after closing time. Submission of clarifications and revised offers automatically establish a new thirty day (30) period.

Prices in the bid proposal have not knowingly been disclosed with another provider and will not be prior to award.

- Prices in this bid proposal have been arrived at independently, without consultation, communication or agreement for the purpose of restricting competition.
- No attempt has been made nor will be to induce any other person or Contractor to submit a bid proposal for the purpose of restricting competition.
- The individual signing this bid proposal certifies they are a legal agent of the offeror, authorized to represent the offeror and is legally responsible for the offer with regard to supporting documentation and prices provided.
- Direct purchases by the City of Grand Junction are tax exempt from Colorado Sales or Use Tax. Tax exempt No. 98-03544. The undersigned certifies that no Federal, State, County or Municipal tax will be added to the above quoted prices.
- City of Grand Junction payment terms shall be Net 30 days.
- Prompt payment discount of _____ percent of the net dollar will be offered to the Owner if the invoice is paid within _____ days after the receipt of the invoice. The Owner reserves the right to take into account any such discounts when determining the bid award that are no less than Net 10 days.

RECEIPT OF ADDENDA: the undersigned Contractor acknowledges receipt of Addenda to the Solicitation, Specifications, and other Contract Documents.

State number of Addenda received: _____.

It is the responsibility of the Offeror to ensure all Addenda have been received and acknowledged.

By signing below, the Undersigned agree to comply with all terms and conditions contained herein.

Company: _____

Authorized Signature: _____

Title: _____

The undersigned Offeror proposes to subcontract the following portion of Work:

<u>Name & address of Sub-Contractor</u>	<u>Description of Work to be performed</u>	<u>% of Contract</u>
_____	_____	_____
_____	_____	_____
_____	_____	_____
_____	_____	_____

The undersigned Offeror acknowledges the right of the City to reject any and all Bids submitted and to waive informalities and irregularities therein in the City's sole discretion.

By submission of the Bid, each Offeror certifies, and in the case of a joint Bid each party thereto certifies as to its own organization, that this Bid has been arrived at independently, without collusion, consultation, communication, or agreement as to any matter relating to this Bid with any other Offeror or with any competitor.

Bid Schedule: 2024 Sanitary Sewer Replacement – Bahamas Way and 22nd & Gunnison Ave

<u>Item No.</u>	CDOT, City Ref.	Description	Quantity	Units	Unit Price	Total Price
<u>1</u>	104.2	2-Way Sanitary Sewer Service Cleanout (Includes Cleanout Ring and Cover and Concrete Collar in unpaved areas) (See Std Detail SS-07)	2	EA	\$ _____	\$ _____
<u>2</u>	104.4	Encase Sanitary Sewer Pipe in Concrete per City Specification GU-04 (20' long) (if necessary)	8	EA	\$ _____	\$ _____
<u>3</u>	108.2	4" Sewer Service Pipe (SDR-35 PVC) (Includes Type A Bedding and Haunching Material, Backfill of Trench with Native Materials meeting 103.16 Earth Backfill material and End-of-Service Cap)	770	LF	\$ _____	\$ _____
<u>4</u>	108.2	8" Gravity Sewer Pipe (SDR-35 PVC) (Includes cost of connection to the existing sewer pipe and Type A Bedding and Haunching Material and Backfill of Trench with Class 3 imported Trench Backfill Material)	1,802	LF	\$ _____	\$ _____
<u>5</u>	108.2	Imported Trench Backfill (Class 3) Includes haul & disposal of unsuitable excavated material, Assumed Unit Weight of 133 lb/ft ³	80	Tons	\$ _____	\$ _____
<u>6</u>	108.3	Granular Stabilization Material (Type B) includes haul off & disposal of unsuitable excavated material assume 138 lf/ft ³	40	Tons	\$ _____	\$ _____
<u>7</u>	108.3	8" x 4" Sewer Service Tap, Full Body WYE (See St. Detail SS-06)	14	EA	\$ _____	\$ _____
<u>8</u>	108.5	Connect to Existing Manhole or Sewer Main	5	EA	\$ _____	\$ _____
<u>9</u>	108.5	Sanitary Sewer Basic Manhole (48" I.D.) (Includes connection of adjacent sewer line, forming inverts and adjusting to final grade. See City Std. Detail SS-02) (Includes Type A Bedding and Haunching Material and Backfill of Trench with Class 3 Imported Trench Backfill Material)	6	EA	\$ _____	\$ _____
<u>10</u>	108.5	Manhole Barrel Section (D>5") (48" I.D.)	26	Vert. Ft.	\$ _____	\$ _____
<u>11</u>	108.5	Sanitary Sewer Basic Drop Manhole (48" I.D.) (Includes connection of adjacent sewer line, forming inverts and adjusting to final grade. See City Std. Detail SS-04) (Includes Type A Bedding and Haunching Material and Backfill of Trench with Class 3 Imported Trench Backfill Material)	1	EA	\$ _____	\$ _____
<u>12</u>	108.5	Manhole Interior Corrosion Protection (100 mils Dry Film Thickness, min.) (includes manhole surface preparation and filling in bug holes and imperfections prior to coating)	55	Vert. Ft.	\$ _____	\$ _____
<u>13</u>	202	Removal of Existing Pipe (Size & type as shown on plans)	1,852	LF	\$ _____	\$ _____
<u>14</u>	202	Removal of Manhole (Remove Manhole Cone Section, Ring, and Cover and deliver to City Shops. Contractor shall fill remaining barrel sections with flow fill material)	2	EA	\$ _____	\$ _____
<u>15</u>	202	Removal of Asphalt Mat (Full Depth)	1,222	SY	\$ _____	\$ _____
<u>16</u>	202	Asphalt Removal (Planing) (Thickness Varies)	579	SY	\$ _____	\$ _____
<u>17</u>	202	Removal of Sod	150	SF	\$ _____	\$ _____

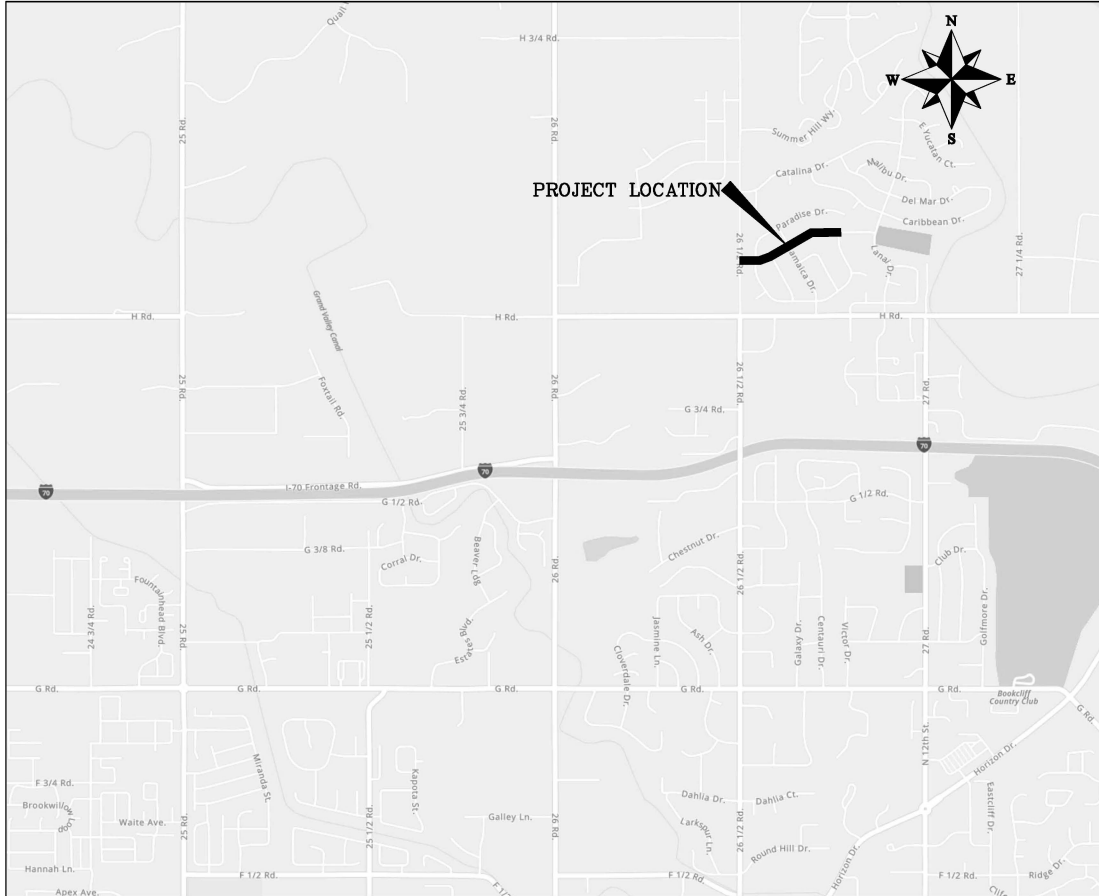
<u>18</u>	202	Removal of Concrete (Includes, but not limited to, curb, gutter, sidewalk, driveway, slabs, V-pans, curb ramps, intersection corners, aprons, landscape borders, and concrete walls)	45	SY	\$ _____	\$ _____
<u>19</u>	203	Potholing (as called out on plans)	1	EA	\$ _____	\$ _____
<u>20</u>	208	Storm Drain Inlet Protection (Silt-Sack Style or Approved Equal) (Includes Maintenance & Removal of Debris,& Removal of Inlet Protection)	9	EA	\$ _____	\$ _____
<u>21</u>	208	Erosion Control Log	200	LF	\$ _____	\$ _____
<u>22</u>	210	Reset Fence (Height and Material Shown on Plan)	100	LF	\$ _____	\$ _____
<u>23</u>	210	Reset/Repair Sprinkler System (Complete in Place)	1	EA	\$ _____	\$ _____
<u>24</u>	210	Reset Irrigation Pipe (PVC Irrigation Pipe) (Includes pipe, fittings, equipment, materials & labor to relocate irrigation pipe)	1	EA	\$ _____	\$ _____
<u>25</u>	212	Re-Sod Area as Shown (Includes 6" Thick Imported Topsoil placed prior to sod placement)	150	SF	\$ _____	\$ _____
<u>26</u>	304	Aggregate Base Course (Class 6) (12" thick)	1,072	SY	\$ _____	\$ _____
<u>27</u>	304	Aggregate Base Course (Class 6) (6" thick)	150	SY	\$ _____	\$ _____
<u>28</u>	401	Hot Bituminous Pavement (4" Thick) (Grading SX, Binder Grade PG 64-22)(GYR.=75) (Two 2" Lifts)	1,322	SY	\$ _____	\$ _____
<u>29</u>	401	Hot Bituminous Pavement (Patching)(2" Thick) (Grading SX, Binder Grade PG 64-22, GYR.=75) (One 2" Lift Top Mat) (T-Top Patch) (See City Std. Detail GU-03)	576	SY	\$ _____	\$ _____
<u>30</u>	608	Monolithic Concrete Curb and Gutter with 6' wide Sidewalk (includes 6" thick Class 6 Aggregate Base course)	10	If	\$ _____	\$ _____
<u>31</u>	608.06	Concrete Drainage Pan (6' Wide)	20	SY	\$ _____	\$ _____
<u>32</u>	608/304	Monolithic Vertical Curb, Gutter (2-ft wide)	20	SY	\$ _____	\$ _____
<u>33</u>	Pump	Bypass Sewage Pumping (As deemed necessary by City or Contractor)	1	EA	\$ _____	\$ _____
<u>34</u>	211	Dewatering (Includes acquiring a CDPHE Dewatering Permit and adhering to the discharge requirements of the State Permit) (if needed)	1	Lump Sum	\$ _____	\$ _____
<u>35</u>	620	Portable Sanitary Facility	2	Lump Sum	\$ _____	\$ _____
<u>36</u>	625	Construction Surveying (Includes As-Built Drawings)	2	Lump Sum	\$ _____	\$ _____
<u>37</u>	626	Mobilization	2	Lump Sum	\$ _____	\$ _____
<u>38</u>	630	Traffic Control (includes certified T.C.P., Complete in Place)	2	Lump Sum	\$ _____	\$ _____
<u>39</u>	102.1	Sewer Spot Repair - includes pipe replacement, fittings, at specified locations	2	EA	\$ _____	\$ _____
<u>MCR</u>		Minor Contract Revisions	---	---	---	\$ 100,000.00
				Bid Amount:		\$ _____

Bid Amount:

Dollars

CITY OF GRAND JUNCTION SEWER LINE REPLACEMENT – PARADISE HILLS

January 2, 2024



VICINITY MAP

Sheet Index

- 1 Cover Sheet
- 2 Standard Abbreviations, Legend, & Symbols
- 3 Project Control
- 4-10 Utility Plan and Profile



*Public Works
Engineering Division*

NOTE: NOTIFY AFFECTED UTILITY VENDOR 48 HOURS PRIOR TO EXCAVATIONS THAT WILL EXPOSE UTILITY LINES. THE COVER SHEET WILL HAVE A LISTING OF UTILITY VENDORS AND TELEPHONE NUMBERS.

REVISION	DESCRIPTION	DATE
REV. 1		
REV. 2		
REV. 3		
REV. 4		



**Know what's below.
Call before you dig.**

ABBREVIATIONS

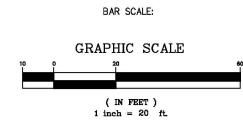
AASHTO	AMERICAN ASSOCIATION OF STATE HIGHWAY & TRANSPORTATION OFFICIALS
ABC	AGGREGATE BASE COURSE
AC	ASBESTOS CEMENT
AP	ANGLE POINT
ASB	ANCHORED STRAW BALES
ASP	ALUMINIZED STEEL PIPE
ASTM	AMERICAN SOCIETY FOR TESTING MATERIALS
AWWA	AMERICAN WATER WORKS ASSOCIATION
BC	BACK OF CURB
BF	BUTTERFLY VALVE
BOW	BACK OF WALK
B2R	BEGIN CURB RETURN
BOT	BOTTOM
BSWMP	BETTER STORM WATER MANAGEMENT PRACTICES
C-1	CHORD
CAP	CORRUGATED ALUMINUM PIPE
CDOT	COLORADO DEPARTMENT OF TRANSPORTATION
C.G.& SW	CAST IRON CURB, GUTTER & SIDEWALK
C	CENTER LINE
CL	CLEAR
CMP	CORRUGATED METAL PIPE
CO	CLEAN OUT
COMB	COMBINATION (AS IN STORM SEWER AND SANITARY SEWER)
CONC	CONCRETE
CSM	CITY SURVEY MONUMENT
CSP	CORRUGATED STEEL PIPE
CJ	COPPER
D	DUCTILE IRON
DWY	DRIVEWAY
E	ELECTRIC
EOR	END CURB RETURN
EG	EDGE OF GUTTER
EL	ELEVATION
EP	EDGE OF PAVEMENT
EX	EXISTING
FB	FULL BODY
FC	FACE OF CURB
FG	FINISHED GRADE
FL	FLOW LINE
FLC	FLANGE
FM	FORCE MAIN
FO	FIBER OPTICS
FS	FAIR SIZE
FTC	FOOTING
G	GAS
GB	GRADE BREAK
GM	GAS METER
GV	GATE VALVE
HBP	HOT BITUMINOUS PAVEMENT
HDPPE	HIGH DENSITY POLYETHYLENE
INV	INVERT
IRR	IRRIGATION
LC	LENGTH OF ARC
LF	LINEAR FEET
LL	LONG ARC
LS	SHORT ARC
LT	LEFT
MB	MAILBOX
MCSM	MESA COUNTY SURVEY MONUMENT
MH	MANHOLE
MJ	MECHANICAL JOINT
NW	MILL WRAP
N/A	NOT APPLICABLE
NC	NOT IN CONTRACT
NO	NO ONE PERSON
NRCP	NON-REINFORCED CONCRETE PIPE
NS	NEAR SIDE
NTS	NOT TO SCALE
OH-P	OVERHEAD POWER
O-T	OVERHEAD TELEPHONE
PC	POINT OF CURVATURE
PCC	POINT OF COMPOUND CURVATURE
PE	POLYETHYLENE
PERFOR	PERFORATED
PI	POINT OF INTERSECTION
PIP	PLASTIC IRRIGATION PIPE
POC	POINT ON CURVE
POT	POINT ON TANGENT
PR	PROPOSED
PRC	POINT OF REVERSE CURVATURE
PT	POINT OF TANGENCY
PVC	POLYVINYL CHLORIDE
R	RADIUS
ROP	REINFORCED CONCRETE PIPE
REQ'D	REQUIRED
RG	RESTRAINED GLANDS
RL	LONG RADIUS
RW	RIGHT OF WAY
RP	RADIUS POINT
RS	RAIL ROAD
RS	SHORT RADIUS
RT	RIGHT
SAN	SLOPE
SC	SANITARY
SCD	SHORT CHORD
SCH	STANDARD CONTRACT DOCUMENTS
SF	SCHEDULE
SL	SILT FENCE
SSRB	SECTION LINE
SSUJ	STANDARD SPECIFICATIONS FOR ROAD & BRIDGE CONSTRUCTION
STA	STATION
STL	STATION
STM	STORM
TAN	TELEPHONE
TC	LENGTH OF TANGENT
TC	TOP OF CURB
TH	TEST HOLE
TV	TELEVISION
(TYP)	TYPICAL
UJ	UNDERGROUND UTILITIES
VC	VERTICAL CURVE
VCP	VITRIFIED CLAY PIPE
VPC	VERTICAL POINT OF CURVATURE
VPCC	VERTICAL POINT OF COMPOUND CURVATURE
VPRC	VERTICAL POINT OF REVERSE CURVATURE
VPI	VERTICAL POINT OF INTERSECTION
VPT	VERTICAL POINT OF TANGENCY
W	WATER
Δ	DELTA ANGLE

LEGEND

BSWMP	PROPOSED CONCRETE CURB AND GUTTER
DRAINAGE BASIN BOUNDARY	
BSWMP	PROPOSED CONCRETE CURB, GUTTER, & SIDEWALK
ANCHORED STRAW BALES	
BSWMP	PROPOSED CONCRETE SIDEWALK
SILT FENCE	
BUILDING	
CONCRETE CURB AND GUTTER	
CONCRETE CURB, GUTTER, & SIDEWALK	
CONCRETE DITCH	
CONCRETE SIDEWALK	
CULVERT	
EXISTING	
EARTH DITCH	
EDGE OF GRAVEL	
EDGE OF PAVEMENT	
FENCE (HT & NATL NOTED)	
GUARD RAIL	
HATCHING: INDICATES ASPHALT REMOVAL	
HATCHING: INDICATES CONCRETE REMOVAL	
HATCHING: INDICATES STAGING AREA	
LINE (CENTER OF IMPROVEMENTS)	
LINE (CITY LIMITS)	
LINE (CONTROL)	
LINE (EASEMENT)	
LINE (MONUMENT/SECTION)	
LINE (PROPERTY)	
LINE (RIGHT OF WAY)	
MATCH LINE	
PIPE (IRRIGATION)	
PIPE (SIPHON)	
PROPOSED CONCRETE CURB AND GUTTER	
PROPOSED CONCRETE CURB, GUTTER, & SIDEWALK	
PROPOSED CONCRETE SIDEWALK	
PROPOSED "WET" UTILITIES (CONSTRUCTION NOTE WILL INDICATE TYPE, SIZE, AND MATERIAL OF NEW MAIN)	8" PVC SANITARY SEWER
ALL PROPOSED FEATURES NOT SHOWN IN LEGEND WILL BE SHOWN THE SAME AS THEIR EXISTING COUNTERPART, BUT INDICATED BY BOLDER LINETYPE	
RAIL ROAD	
RETAINING WALL	
STRIPING (CONTINUOUS WHITE)	
STRIPING (DASHED WHITE)	
STRIPING (CONTINUOUS YELLOW)	
STRIPING (DASHED YELLOW)	
TOP OF SLOPE	
CONTOUR LINES (SHOWN BETWEEN TOP & TOE)	
TOE OF SLOPE	
TRAFFIC DETECTOR LOOP	
UTILITY LINE (ABANDONED) (THIS CASE A WATER LINE)	
UTILITY LINE (CABLE TV)	
UTILITY LINE (ELECTRIC)	
UTILITY LINE (FIBER OPTIC)	
UTILITY LINE (GAS)	
UTILITY LINE (HIGH VOLTAGE OVERHEAD POWER)	
UTILITY LINE (OVERHEAD POWER)	
UTILITY LINE (OVERHEAD TELEPHONE)	
UTILITY LINE (SANITARY SEWER)	
UTILITY LINE (SANITARY SEWER FORCE MAIN)	
UTILITY LINE (SANITARY SEWER SERVICE)	
UTILITY LINE (STORM SEWER)	
UTILITY LINE (STORM SEWER, PERFORATED)	
UTILITY LINE (STORM/SANITARY SEWER SEWER COMBINATION)	
UTILITY LINE (TELEPHONE)	
UTILITY LINE (WATER)	

SYMBOLS

BENCH MARK	
CATCH BASIN	
CLEAN OUT	
CURB STOP	
FIRE HYDRANT	
GUY WIRE ANCHOR	
HEADGATE	
IRRIGATION PUMP	
MAILBOX	
MANHOLE (ELECTRIC)	
MANHOLE (GAS)	
MANHOLE (SANITARY/STORM)	
MANHOLE (TELEPHONE)	
MANHOLE (TV)	
MANHOLE (WATER)	
METER (GAS)	
METER (WATER)	
PEDESTAL (TELEPHONE)	
PEDESTAL (TV)	
PROPERTY PIN	
PULL BOX	
REDUCER FITTING	
SIGN OR POST (SIGN TYPE NOTED)	
SPRINKLER HEAD	
STREET LIGHT	
SURVEY MONUMENT (CITY)	
SURVEY MONUMENT (TYPE NOTED)	
TEST HOLE	
TRAFFIC PAINT MARKING	
TRAFFIC SIGNAL POLE AND MAST ARM	
UTILITY POLE	
VALVE (GAS)	
VALVE (IRRIGATION)	
VALVE (WATER)	
VEGETATION (HEDGE OR BUSH)	
VEGETATION (TREE STUMP)	
VEGETATION (TREE) (CALIPER SIZE NOTED)	
WATER HYDRANT	
WEIR	
YARD LIGHT	



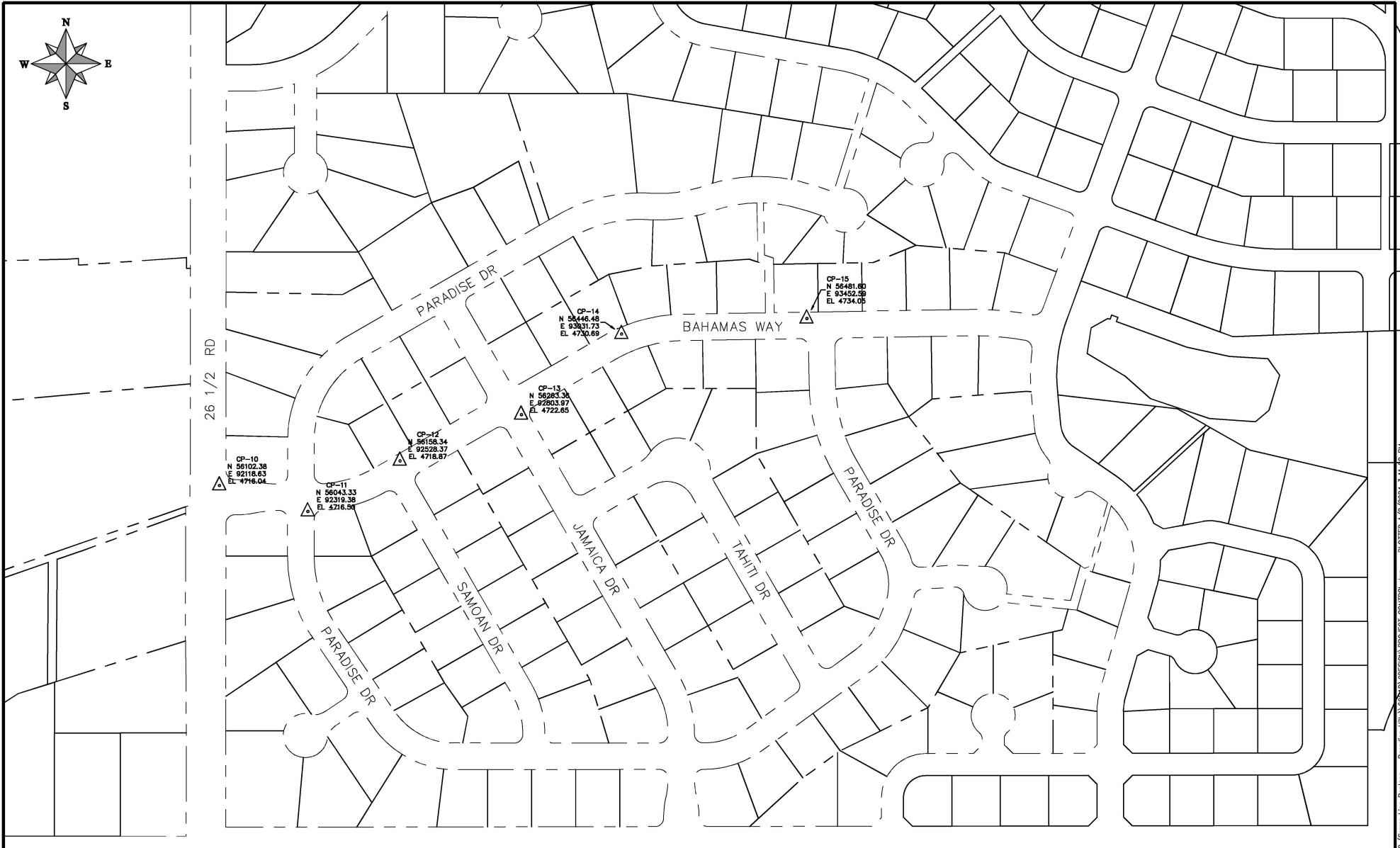
REVISION	DESCRIPTION	DATE	DRAWN BY	DATE
REV. 1			D.J.M.	01/2024
REV. 2			D.J.M.	01/2024
REV. 3			T.T.	01/2024
REV. 4			J.I.	01/2024

SEE PLAN FOR SCALE INFO



PUBLIC WORKS ENGINEERING DIVISION
PROJECT NO. F001642

SEWER LINE REPLACEMENT – PARADISE HILLS
STANDARD ABBREVIATIONS LEGENDS AND SYMBOLS
January 2, 2024



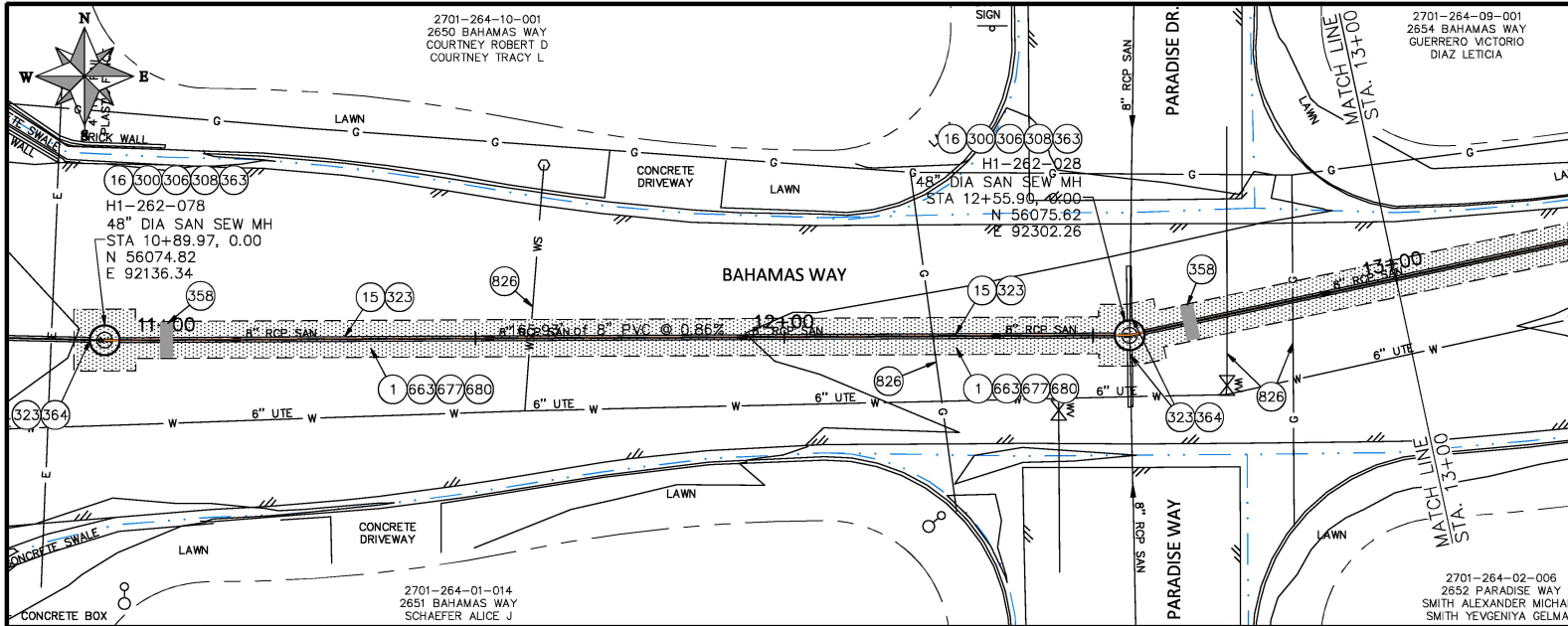
REVISION	DESCRIPTION	DATE	DRAWN BY	DATE
REV 1			D.J.M.	01/2024
REV 2			D.J.M.	01/2024
REV 3			J.L.	01/2024
REV 4			J.L.	01/2024

SCALE	PLAN & PROFILE
0' 10'	Horizontal
0' 10'	Vertical

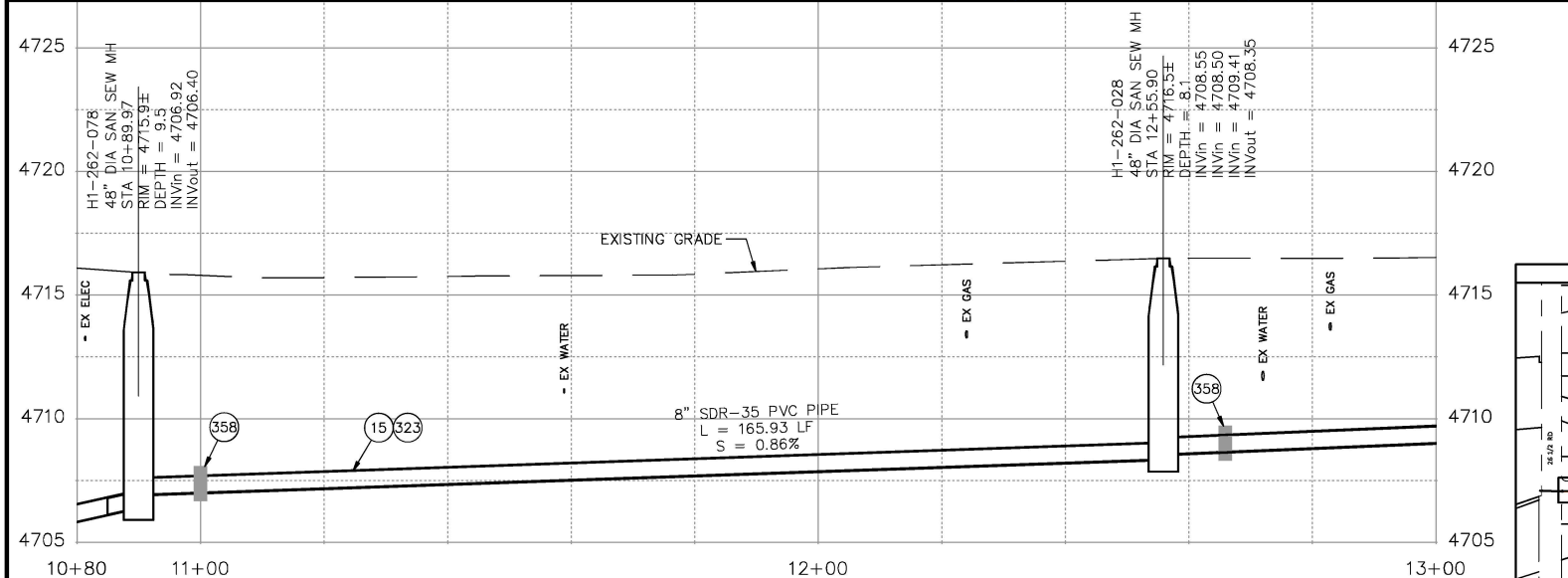


**PUBLIC WORKS
ENGINEERING DIVISION**
PROJECT NO. F001642

SEWER LINE REPLACEMENT - PARADISE HILLS
PROJECT CONTROL
January 2, 2024



CONSTRUCTION NOTES	
1	206 - REMOVAL OF ASPHALT MAT. CUT AND REMOVE ASPHALT AS SHOWN (INDICATED BY DOT HATCH PATTERN)
15	202 - REMOVAL OF PIPE AS SHOWN. (SIZE AND TYPE AS SHOWN ON PLAN)
16	202 - REMOVAL OF MANHOLE. CONTRACTOR SHALL SALVAGE RING AND COVER AND DELIVER TO CITY SHOPS.
300	102.11/108.5 - SANITARY SEWER BASIC MANHOLE (48" I.D.). INCLUDES CONNECTION OF ADJACENT SEWER LINE, FORMING INVERTS AND ADJUSTING TO FINAL GRADE. (SEE CITY OF GRAND JUNCTION STANDARD DETAIL SS-02)
306	102.11/108.5 - MANHOLE BARREL SECTION (D=5') (48" I.D.).
308	102.11/108.5 - MANHOLE INTERIOR CORROSION PROTECTION (CASTORA ECODEUR 201 PROTECTIVE COATING OR APPROVED EQUAL) (PROTECTIVE COATING SHALL BE APPLIED TO PREPARED MANHOLE INVERT, BENCH, BARRELS, AND CONE SECTIONS. MANHOLE INVERTS AND BENCHES SHALL BE COATED PRIOR TO WASTEWATER INTRODUCTION)
323	102.9/108.2 - 8" GRAVITY SEWER PIPE (SDR 35 PVC). INCLUDES TYPE A BEDDING AND HAUNCHING MATERIAL AND BACKFILL OF TRENCH WITH NATIVE MATERIALS MEETING 103.16 EARTH BACKFILL MATERIAL.
358	103 - CLAY CUT-OFF WALL (INCIDENTAL TO SEWER INSTALLATION PAY ITEM)
363	BYPASS PUMPING (AS DEEMED NECESSARY BY THE CITY OR CONTRACTOR)
364	CONNECT TO EXISTING SEWER PIPE. THE CONTRACT PRICE FOR SEWER PIPE SHALL INCLUDE THE COST OF CONNECTION TO EXISTING PIPELINE.
663	304 - AGGREGATE BASE COURSE (CLASS B) (6" THICK)
677	401.08 - HOT BITUMINOUS PAVEMENT (2" THICK) (GRADING SX, BINDER GRADE PG 64-22) (ONE 2" LIFT)
680	401.08 - HOT BITUMINOUS PAVEMENT (PATCHING) (2" THICK) (GRADING SX, BINDER GRADE PG 64-22, GYR = 75) (ONE 2" LIFT TOP MAT) (1-TOP PATCH) (SEE CITY STD. DETAIL GU-03)
826	PROTECT EXISTING UTILITY LINE IN PLACE.



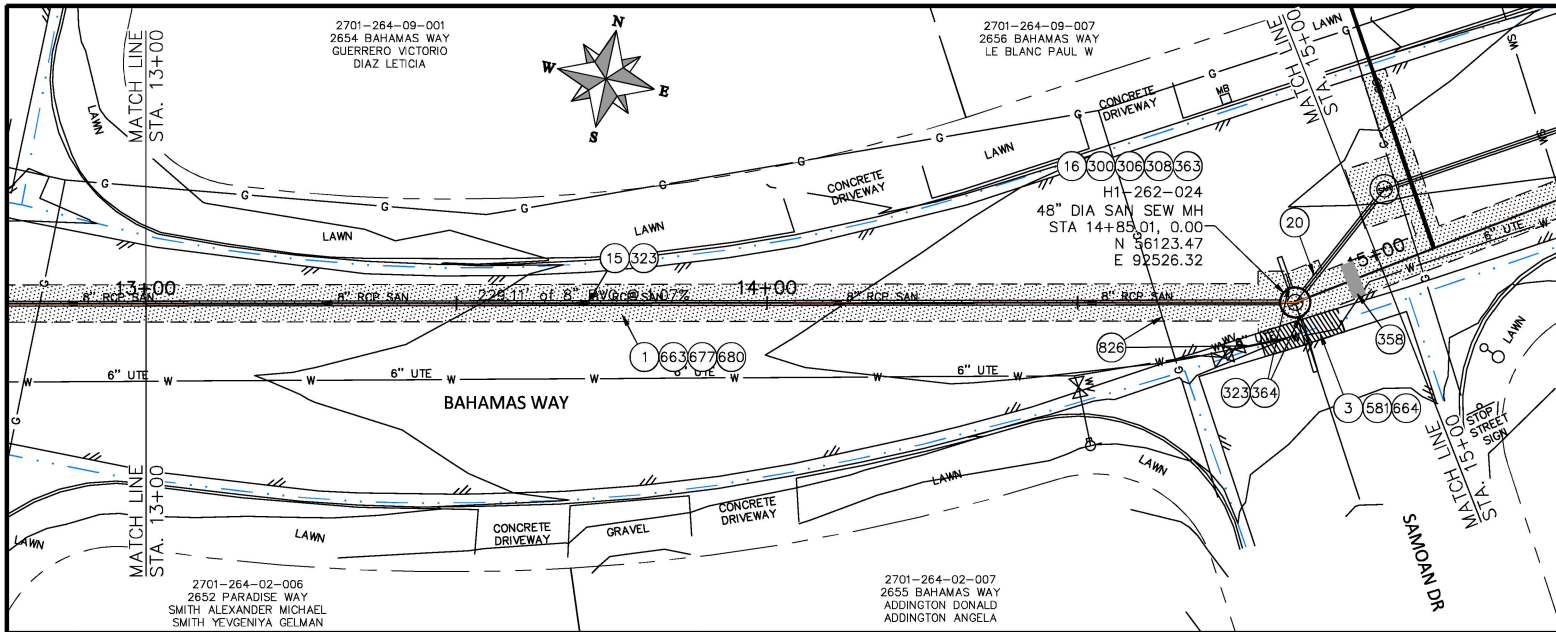
REVISION	DESCRIPTION	DATE	DRAWN BY	DATE	DESIGNED BY	DATE	CHECKED BY	DATE	APPROVED BY	DATE
REV 1			D.J.M.	01/2024						
REV 2										
REV 3										
REV 4										

SCALES:
PLAN & PROFILE
0' 10' 20'

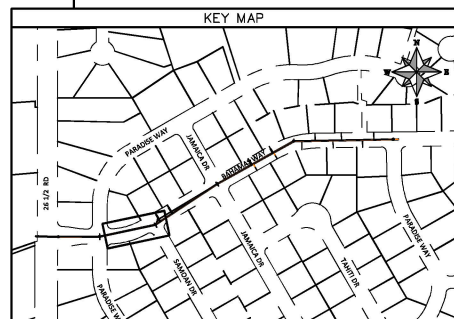
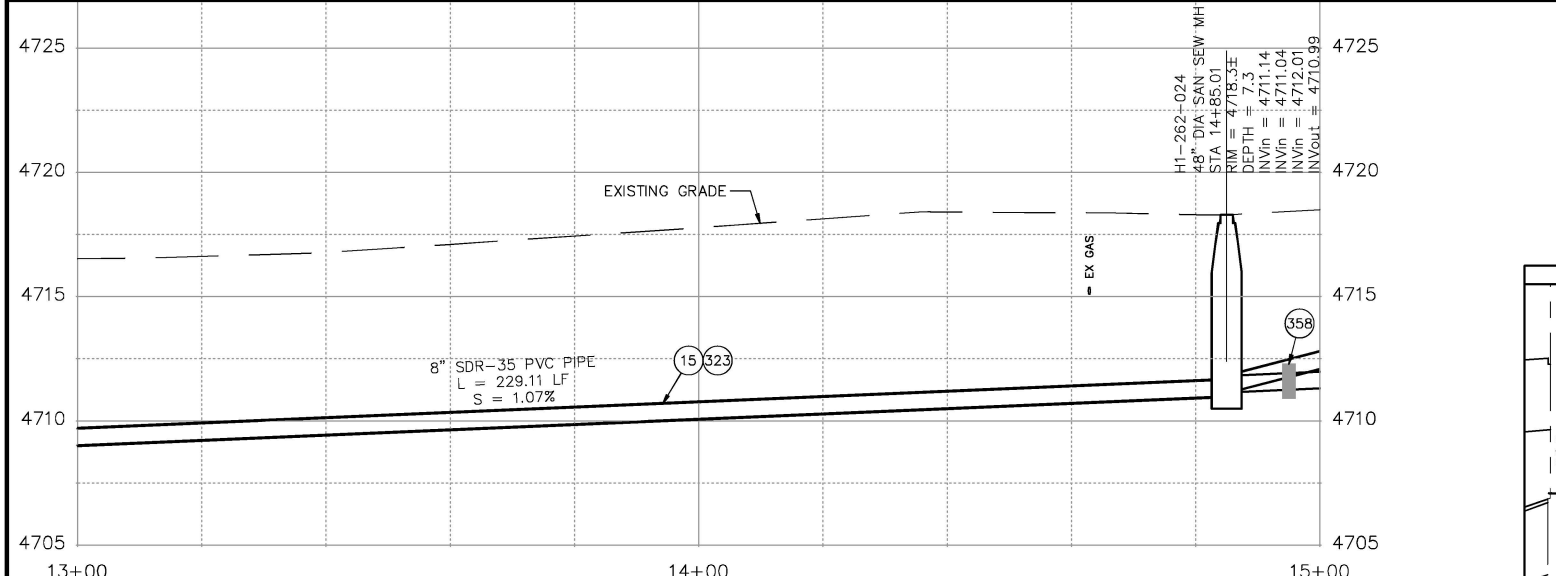
CITY OF **Grand Junction** COLORADO

PUBLIC WORKS
ENGINEERING DIVISION
PROJECT NO. F001642

SEWER LINE REPLACEMENT - PARADISE HILLS
UTILITY PLAN AND PROFILE - 1
January 2, 2024



- ### CONSTRUCTION NOTES
- 1 202 - REMOVAL OF ASPHALT MAT. AND REMOVE ASPHALT AS SHOWN. (INDICATED BY DOT HATCH PATTERN)
 - 3 202 - REMOVAL OF CONCRETE. SAW CUT AND REMOVE CONCRETE AS SHOWN. (INDICATED BY CROSS HATCH PATTERN) INCLUDES BUT NOT LIMITED TO CURB, OUTER, SIDEWALK, DRIVEWAY, SLABS, V-PAN, CURB RAMPS, INTERSECTION CORNERS, APRONS, AND LANDSCAPE BORDERS
 - 15 202 - REMOVAL OF PIPE AS SHOWN. (SIZE AND TYPE AS SHOWN ON PLAN)
 - 16 202 - REMOVAL OF MANHOLE. CONTRACTOR SHALL SALVAGE RING AND COVER AND DELIVER TO CITY SHOPS.
 - 20 202 - ABANDON PIPE. ABANDON BY PLUGGING REMAINING ENDS WITH CONCRETE.
 - 300 102.11/108.5 - SANITARY SEWER BASIC MANHOLE (48" I.D.). INCLUDES CONNECTION OF ADJACENT SEWER LINE, FORMING INVERTS AND ADJUSTING TO FINAL GRADE. (SEE CITY OF GRAND JUNCTION STANDARD DETAIL SS-02).
 - 306 102.11/108.5 - MANHOLE BARREL SECTION (D35) (48" I.D.).
 - 308 102.11/108.5 - MANHOLE INTERIOR CORROSION PROTECTION (CASTAGRA ECODEUR 201 PROTECTIVE COATING OR APPROVED EQUAL). (PROTECTIVE COATING SHALL BE APPLIED TO PREPARED MANHOLE INVERT, BENCH, BARRELS, AND CONE SECTIONS. MANHOLE INVERTS AND BENCHES SHALL BE COATED PRIOR TO WASTEWATER INTRODUCTION)
 - 323 102.9/108.2 - 8" GRAVITY SEWER PIPE (SDR 35 PVC) INCLUDES TYPE A BEDDING AND FINISHING MATERIAL AND BACKFILL OF TRENCH WITH NATIVE MATERIALS MEETING 103.16 EARTH BACKFILL MATERIAL.
 - 358 103 - CLAY CUT-OFF WALL (INCIDENTAL TO SEWER INSTALLATION PAY ITEM)
 - 363 BYPASS PUMPING (AS DEEMED NECESSARY BY THE CITY OR CONTRACTOR)
 - 364 CONNECT TO EXISTING SEWER PIPE. THE CONTRACT PRICE FOR SEWER PIPE SHALL INCLUDE THE COST OF CONNECTION TO EXISTING PIPELINE.
 - 581 608.06 - CONCRETE DRAINAGE PAN (6" WIDE) (8" THICK MIN.)
 - 663 304 - AGGREGATE BASE COURSE (CLASS 8) (6" THICK)
 - 664 304 - AGGREGATE BASE COURSE (CLASS 8) (12" THICK)
 - 677 401.08 - HOT BITUMINOUS PAVEMENT (2" THICK) (GRADING SIX, BINDER GRADE PG 84-22) (ONE 2" LIFTS)
 - 680 401.08 - HOT BITUMINOUS PAVEMENT (PATCHING) (2" THICK) (GRADING SIX, BINDER GRADE PG 84-22, GIR = 75) (ONE 2" LIFT TOP MAT) (1-TOP PATCH) (SEE CITY STD. DETAIL GU-03)
 - 626 PROTECT EXISTING UTILITY LINE IN PLACE.

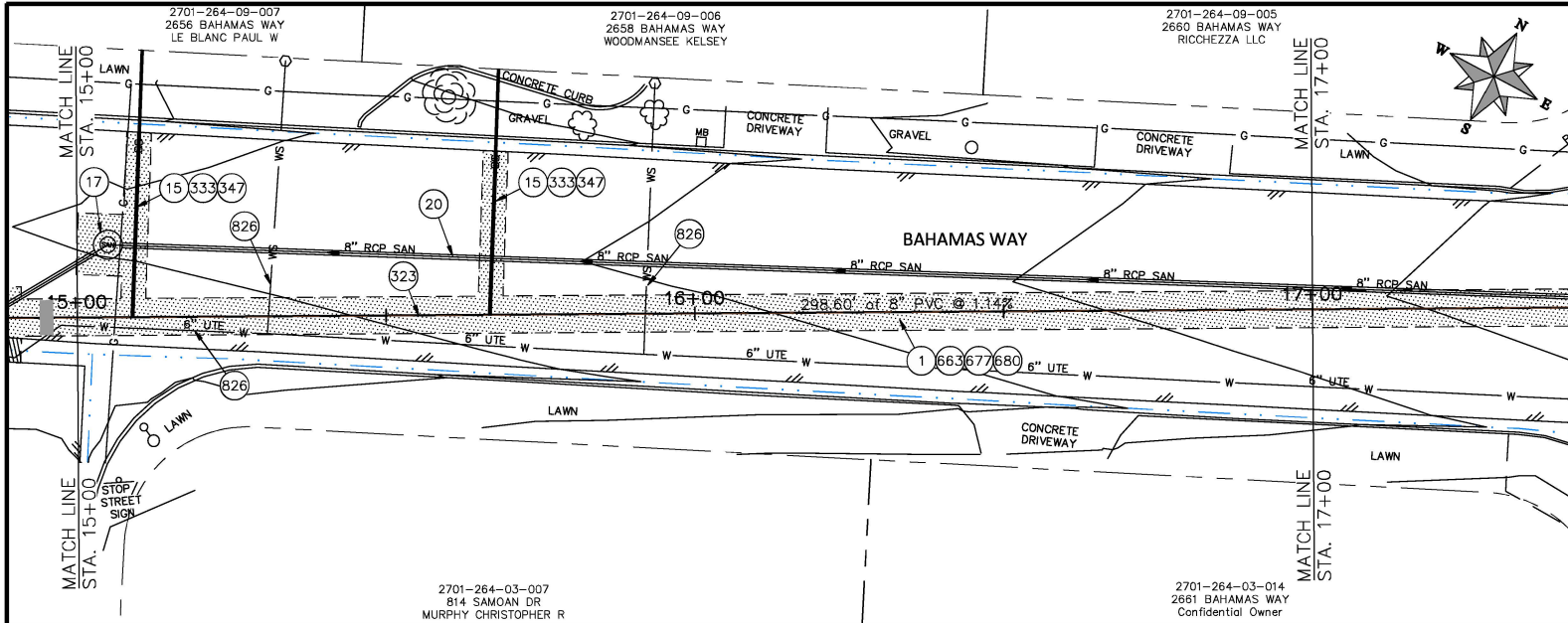


REVISION	DESCRIPTION	DATE	DRAWN BY	DATE	DESIGNED BY	DATE	CHECKED BY	DATE	APPROVED BY	DATE
REV 1			D.J.M.	01/2024						
REV 2				01/2024						
REV 3				01/2024						
REV 4				01/2024						

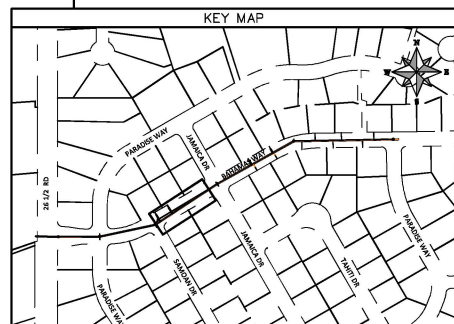
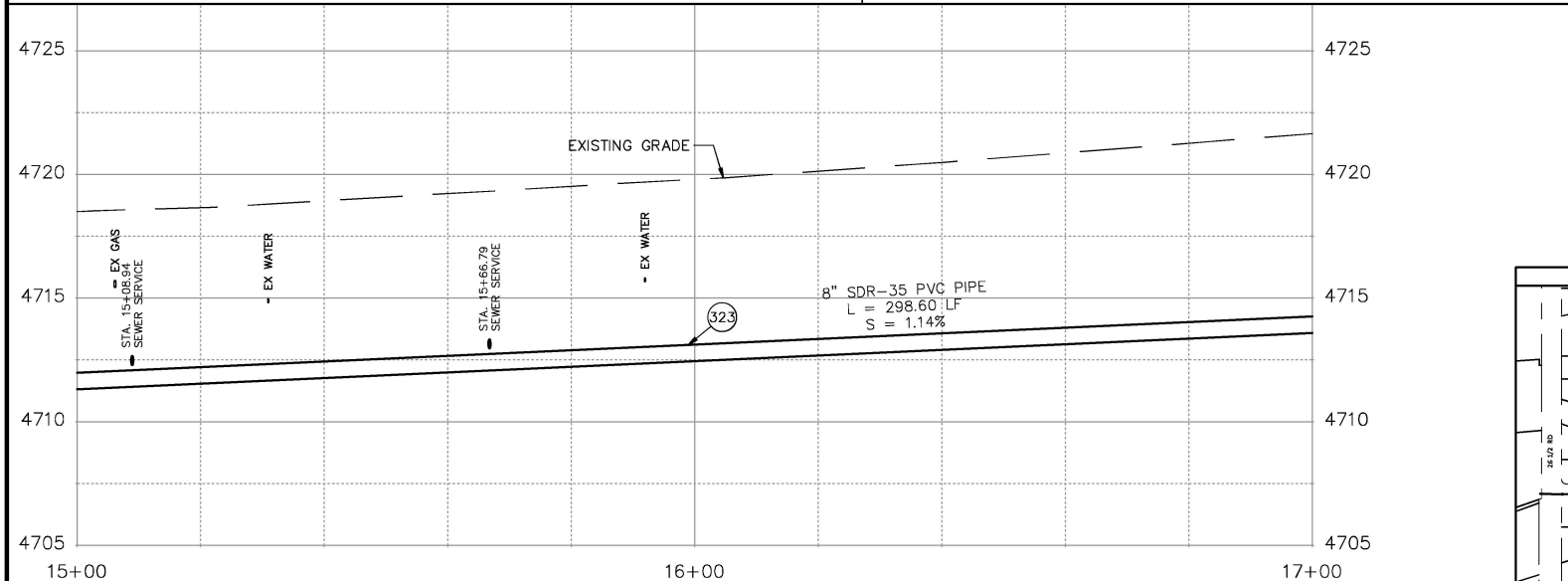


**PUBLIC WORKS
ENGINEERING DIVISION**
PROJECT NO. F001642

**SEWER LINE REPLACEMENT - PARADISE HILLS
UTILITY PLAN AND PROFILE - 2**
January 2, 2024



- CONSTRUCTION NOTES**
- 1 202 - REMOVAL OF ASPHALT MAT. CUT AND REMOVE ASPHALT AS SHOWN. (INDICATED BY DOT HATCH PATTERN)
 - 3 202 - REMOVAL OF CONCRETE. SAW CUT AND REMOVE CONCRETE AS SHOWN. (INDICATED BY CROSS HATCH PATTERN) INCLUDES BUT NOT LIMITED TO CURB, GUTTER, SIDEWALK, DRIVEWAY SLABS, V-PAN, CURB RAMPS, INTERSECTION CORNERS, APRONS, AND LANDSCAPE BORDERS
 - 15 202 - REMOVAL OF PIPE AS SHOWN. (SIZE AND TYPE AS SHOWN ON PLAN)
 - 16 202 - REMOVAL OF MANHOLE. CONTRACTOR SHALL SALVAGE RING AND COVER AND DELIVER TO CITY SHOPS.
 - 17 202 - REMOVE MANHOLE CONE SECTION, RING, AND COVER. CONTRACTOR SHALL SALVAGE RING AND COVER AND DELIVER TO CITY SHOPS. CONTRACTOR SHALL FILL REMAINING BARREL SECTIONS WITH FLOW FILL MATERIAL.
 - 20 202 - ABANDON PIPE. ABANDON BY PLUGGING REMAINING ENDS WITH CONCRETE.
 - 300 102.11/108.5 - SANITARY SEWER BASIC MANHOLE (48" I.D.). INCLUDES CONNECTION OF ADJACENT SEWER LINE, FORMING INVERTS AND ADJUSTING TO FINAL GRADE. (SEE CITY OF GRAND JUNCTION STANDARD DETAIL SS-02)
 - 306 102.11/108.5 - MANHOLE BARREL SECTION (D=5) (48" I.D.).
 - 308 102.11/108.5 - MANHOLE INTERIOR CORROSION PROTECTION (CASTAGRA ECODUR 201 PROTECTIVE COATING OR APPROVED EQUAL) (PROTECTIVE COATING SHALL BE APPLIED TO PREPARED MANHOLE INVERT, BENCH, BARRELS, AND CONE SECTIONS. MANHOLE INVERTS AND BENCHES SHALL BE COATED PRIOR TO WASTEWATER INTRODUCTION)
 - 323 102.9/108.2 - 8" GRAVITY SEWER PIPE (SDR 35 PVC) INCLUDES TYPE A BEDDING AND HAUNCHING MATERIAL AND BACKFILL OF TRENCH WITH NATIVE MATERIALS MEETING 103.16 EARTH BACKFILL MATERIAL.
 - 333 102.9/108.2 - 4" SEWER SERVICE PIPE (SDR 35 PVC) INCLUDES TYPE A BEDDING AND HAUNCHING MATERIAL, BACKFILL OF TRENCH WITH NATIVE MATERIALS MEETING 103.16 EARTH BACKFILL MATERIAL.
 - 347 102.9/108.2 - 8" x 4" SEWER SERVICE TAP. FULL BODY WYE (SEE STD. DETAIL SS-06)
 - 358 103 - CLAY CUT-OFF WALL (INCIDENTAL TO SEWER INSTALLATION PAY ITEM)
 - 363 BYPASS PUMPING (AS DEEMED NECESSARY BY THE CITY OR CONTRACTOR)
 - 364 CONNECT TO EXISTING SEWER PIPE. THE CONTRACT PRICE FOR SEWER PIPE SHALL INCLUDE THE COST OF CONNECTION TO EXISTING PIPELINE.
 - 581 608.06 - CONCRETE DRAINAGE PAN (6" WIDE) (8" THICK MIN.)
 - 663 304 - AGGREGATE BASE COURSE (CLASS 6) (6" THICK)
 - 664 304 - AGGREGATE BASE COURSE (CLASS 6) (12" THICK)
 - 677 401.08 - HOT BITUMINOUS PAVEMENT (2" THICK) (GRADING SX, BINDER GRADE PG 64-22) (ONE 2" LIFTS)
 - 680 401.08 - HOT BITUMINOUS PAVEMENT (PATCHING) (2" THICK) (GRADING SX, BINDER GRADE PG 64-22, GYR = 75) (ONE 2" LIFT TOP MAT) (T-TOP PATCH) (SEE CITY STD. DETAIL 91-03)
 - 826 PROTECT EXISTING UTILITY LINE IN PLACE.



REVISION	DESCRIPTION	DATE	DRAWN BY	DATE	DESIGNED BY	DATE	CHECKED BY	DATE	APPROVED BY	DATE
REV. 1			D.J.M.	01/2024	D.J.M.	01/2024	I.L.	01/2024	I.L.	01/2024
REV. 2										
REV. 3										
REV. 4										

CITY OF Grand Junction

 COLORADO

PUBLIC WORKS

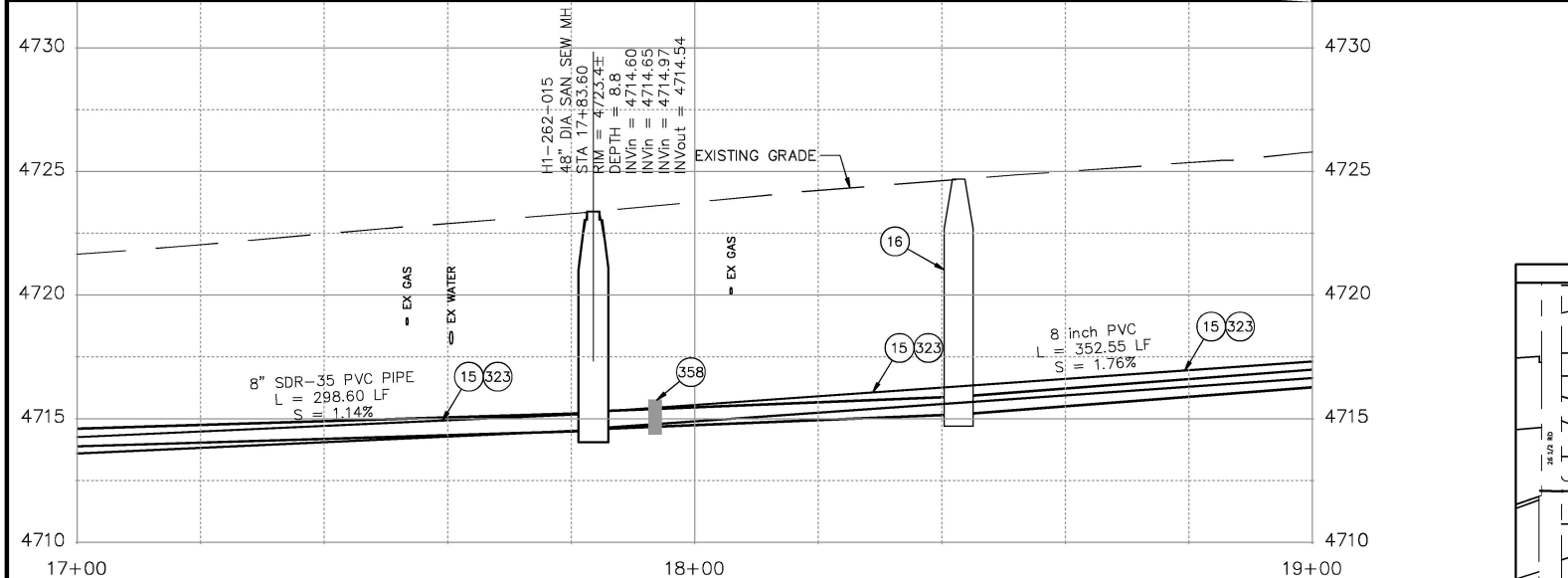
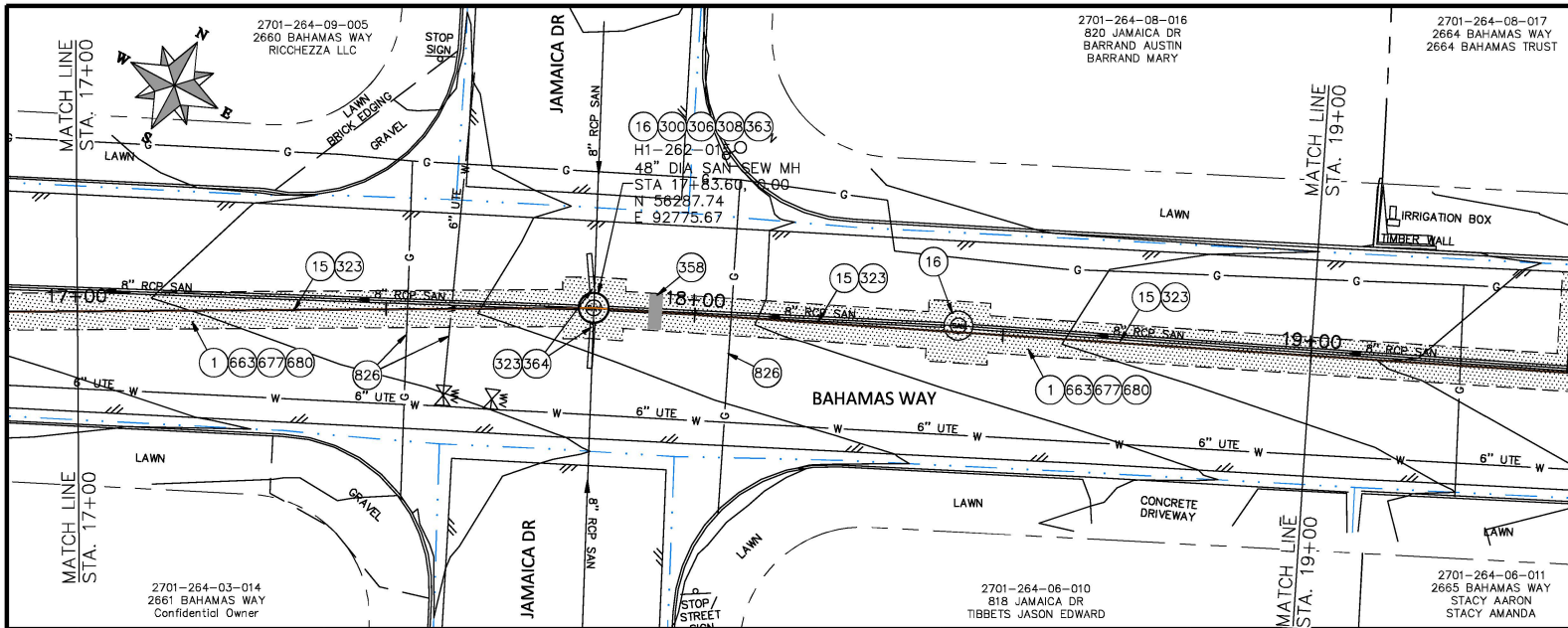
ENGINEERING DIVISION

 PROJECT NO. F001642

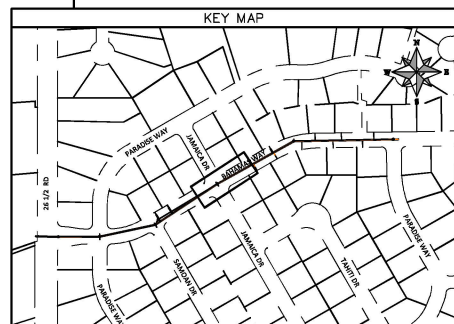
SEWER LINE REPLACEMENT - PARADISE HILLS

UTILITY PLAN AND PROFILE - 3

 January 2, 2024



- ### CONSTRUCTION NOTES
- 1 202 - REMOVAL OF ASPHALT MAT, CUT AND REMOVE ASPHALT AS SHOWN. (INDICATED BY DOT HATCH PATTERN)
 - 3 202 - REMOVAL OF CONCRETE, SAW CUT AND REMOVE CONCRETE AS SHOWN. (INDICATED BY CROSS HATCH PATTERN) INCLUDES BUT NOT LIMITED TO CURB, OUTER, SIDEWALK, DRIVEWAY, SLABS, V-PAN, CURB RAMPS, INTERSECTION CORNERS, APRONS, AND LANDSCAPE BORDERS
 - 15 202 - REMOVAL OF PIPE AS SHOWN. (SIZE AND TYPE AS SHOWN ON PLAN)
 - 16 202 - REMOVAL OF MANHOLE. CONTRACTOR SHALL SALVAGE RING AND COVER AND DELIVER TO CITY SHOPS.
 - 17 202 - REMOVE MANHOLE CONE SECTION, RING, AND COVER. CONTRACTOR SHALL SALVAGE RING AND COVER AND DELIVER TO CITY SHOPS. CONTRACTOR SHALL FILL REMAINING BARREL SECTIONS WITH FLOW FILL MATERIAL.
 - 20 202 - ABANDON PIPE. ABANDON BY PLUGGING REMAINING ENDS WITH CONCRETE.
 - 300 102.11/108.5 - SANITARY SEWER BASIC MANHOLE (48" I.D.). INCLUDES CONNECTION OF ADJACENT SEWER LINE, FORMING INVERTS AND ADJUSTING TO FINAL GRADE. (SEE CITY OF GRAND JUNCTION STANDARD DETAIL SS-02)
 - 306 102.11/108.5 - MANHOLE BARREL SECTION (D=5) (48" I.D.).
 - 308 102.11/108.5 - MANHOLE INTERIOR CORROSION PROTECTION (CASTAGRA ECODUR 201 PROTECTIVE COATING OR APPROVED EQUAL) (PROTECTIVE COATING SHALL BE APPLIED TO PREPARED MANHOLE INVERT, BENCH, BARRELS, AND CONE SECTIONS. MANHOLE INVERTS AND BENCHES SHALL BE COATED PRIOR TO WASTEWATER INTRODUCTION)
 - 323 102.9/108.2 - 8" GRAVITY SEWER PIPE (SDR 35 PVC). INCLUDES TYPE A BEDDING AND HAUNCHING MATERIAL AND BACKFILL OF TRENCH WITH NATIVE MATERIALS MEETING 103.16 EARTH BACKFILL MATERIAL.
 - 333 102.9/108.2 - 4" SEWER SERVICE PIPE (SDR 35 PVC). INCLUDES TYPE A BEDDING AND HAUNCHING MATERIAL, BACKFILL OF TRENCH WITH NATIVE MATERIALS MEETING 103.16 EARTH BACKFILL MATERIAL.
 - 347 102.9/108.2 - 8" x 4" SEWER SERVICE TAP. FULL BODY WYE (SEE STD. DETAIL SS-06)
 - 358 103 - CLAY CUT-OFF WALL (INCIDENTAL TO SEWER INSTALLATION PAY ITEM)
 - 363 BYPASS PUMPING (AS DEEMED NECESSARY BY THE CITY OR CONTRACTOR)
 - 364 CONNECT TO EXISTING SEWER PIPE. THE CONTRACT PRICE FOR SEWER PIPE SHALL INCLUDE THE COST OF CONNECTION TO EXISTING PIPELINE.
 - 581 608.06 - CONCRETE DRAINAGE PAN (6" WIDE) (6" THICK MIN.)
 - 663 304 - AGGREGATE BASE COURSE (CLASS B) (6" THICK)
 - 664 304 - AGGREGATE BASE COURSE (CLASS B) (12" THICK)
 - 677 401.08 - HOT BITUMINOUS PAVEMENT (2" THICK) (GRADING SX, BINDER GRADE PG 64-22) (ONE 2" LIFT)
 - 680 401.08 - HOT BITUMINOUS PAVEMENT (PATCHING) (2" THICK) (GRADING SX, BINDER GRADE PG 64-22, GYR = 75) (ONE 2" LIFT TOP MAT) (1" TOP PATCH) (SEE CITY STD. DETAIL 91-03)
 - 826 PROTECT EXISTING UTILITY LINE IN PLACE.



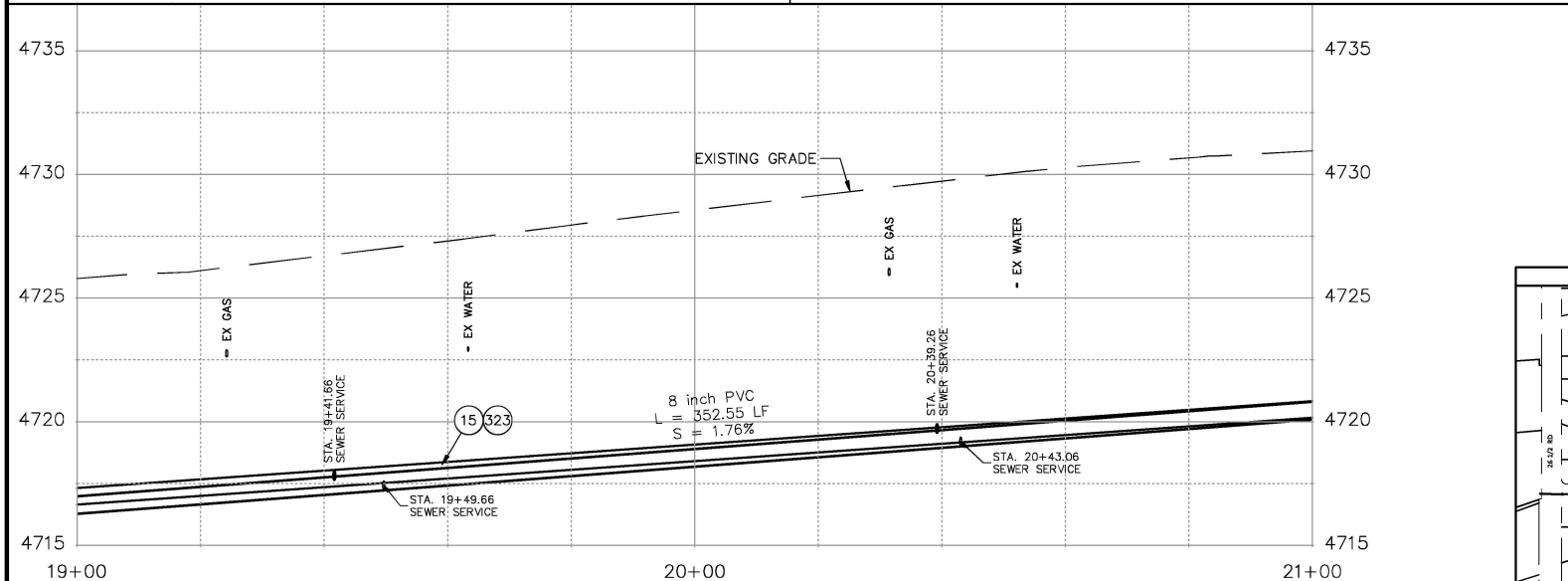
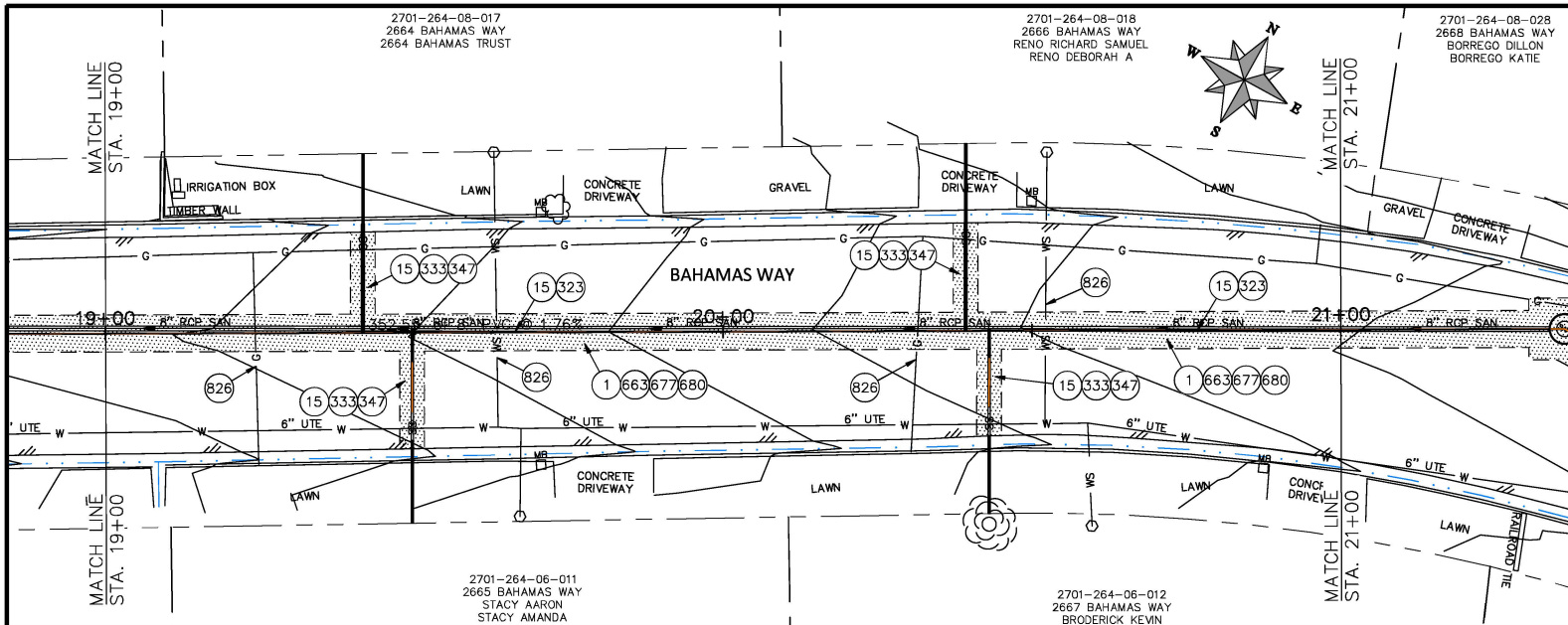
REVISION	DESCRIPTION	DATE	DRAWN BY	DATE
REV. 1			D.J.M.	01/2024
REV. 2			D.J.M.	01/2024
REV. 3			J.L.	01/2024
REV. 4			J.L.	01/2024

SCALES:
 PLAN & PROFILE
 1" = 40'
 1" = 10'

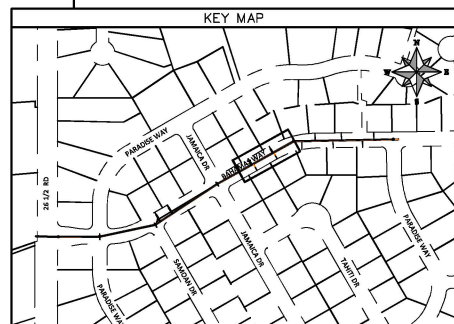
CITY OF Grand Junction COLORADO

PUBLIC WORKS ENGINEERING DIVISION
 PROJECT NO. F001642

SEWER LINE REPLACEMENT - PARADISE HILLS
 UTILITY PLAN AND PROFILE - 4
 January 2, 2024



- CONSTRUCTION NOTES**
- 1 202 - REMOVAL OF ASPHALT MAT, CUT AND REMOVE ASPHALT AS SHOWN. (INDICATED BY DOT HATCH PATTERN)
 - 3 202 - REMOVAL OF CONCRETE. SAW CUT AND REMOVE CONCRETE AS SHOWN. (INDICATED BY CROSS HATCH PATTERN) INCLUDES BUT NOT LIMITED TO CURB, OUTER, SIDEWALK, DRIVEWAY, SLABS, V-PAN, CURB RAMPS, INTERSECTION CORNERS, APRONS, AND LANDSCAPE BORDERS
 - 15 202 - REMOVAL OF PIPE AS SHOWN. (SIZE AND TYPE AS SHOWN ON PLAN)
 - 16 202 - REMOVAL OF MANHOLE. CONTRACTOR SHALL SALVAGE RING AND COVER AND DELIVER TO CITY SHOPS.
 - 17 202 - REMOVE MANHOLE CONE SECTION, RING, AND COVER. CONTRACTOR SHALL SALVAGE RING AND COVER AND DELIVER TO CITY SHOPS. CONTRACTOR SHALL FILL REMAINING BARREL SECTIONS WITH FLOW FILL MATERIAL.
 - 20 202 - ABANDON PIPE. ABANDON BY PLUGGING REMAINING ENDS WITH CONCRETE.
 - 300 102.11/108.5 - SANITARY SEWER BASIC MANHOLE (48" I.D.). INCLUDES CONNECTION OF ADJACENT SEWER LINE, FORMING INVERTS AND ADJUSTING TO FINAL GRADE. (SEE CITY OF GRAND JUNCTION STANDARD DETAIL SS-02)
 - 306 102.11/108.5 - MANHOLE BARREL SECTION (D=5) (48" I.D.).
 - 308 102.11/108.5 - MANHOLE INTERIOR CORROSION PROTECTION (CASTAGRA ECOLUR 201 PROTECTIVE COATING OR APPROVED EQUAL) (PROTECTIVE COATING SHALL BE APPLIED TO PREPARED MANHOLE INVERT, BENCH, BARRELS, AND CONE SECTIONS. MANHOLE INVERTS AND BENCHES SHALL BE COATED PRIOR TO WASTEWATER INTRODUCTION)
 - 323 102.9/108.2 - 8" GRAVITY SEWER PIPE (SDR 35 PVC) INCLUDES TYPE A BEDDING AND HAUNCHING MATERIAL AND BACKFILL OF TRENCH WITH NATIVE MATERIALS MEETING 103.16 EARTH BACKFILL MATERIAL.
 - 333 102.9/108.2 - 4" SEWER SERVICE PIPE (SDR 35 PVC) INCLUDES TYPE A BEDDING AND HAUNCHING MATERIAL, BACKFILL OF TRENCH WITH NATIVE MATERIALS MEETING 103.16 EARTH BACKFILL MATERIAL.
 - 347 102.9/108.2 - 6" x 4" SEWER SERVICE TAP. FULL BODY WYE (SEE STD. DETAIL SS-06)
 - 358 103 - CLAY CUT-OFF WALL (INCIDENTAL TO SEWER INSTALLATION PAY ITEM)
 - 363 BYPASS PUMPING (AS DEEMED NECESSARY BY THE CITY OR CONTRACTOR)
 - 364 CONNECT TO EXISTING SEWER PIPE. THE CONTRACT PRICE FOR SEWER PIPE SHALL INCLUDE THE COST OF CONNECTION TO EXISTING PIPELINE.
 - 581 608.06 - CONCRETE DRAINAGE PAN (6" WIDE) (6" THICK MIN.)
 - 663 304 - AGGREGATE BASE COURSE (CLASS 6) (6" THICK)
 - 664 304 - AGGREGATE BASE COURSE (CLASS 6) (12" THICK)
 - 677 401.08 - HOT BITUMINOUS PAVEMENT (2" THICK) (GRADING SX, BINDER GRADE PG 64-22) (ONE 2" LIFTS)
 - 680 401.08 - HOT BITUMINOUS PAVEMENT (PATCHING) (2" THICK) (GRADING SX, BINDER GRADE PG 64-22, GYR = 75) (ONE 2" LIFT TOP MAT) (T-TOP PATCH) (SEE CITY STD. DETAIL 01-03)
 - 826 PROTECT EXISTING UTILITY LINE IN PLACE.



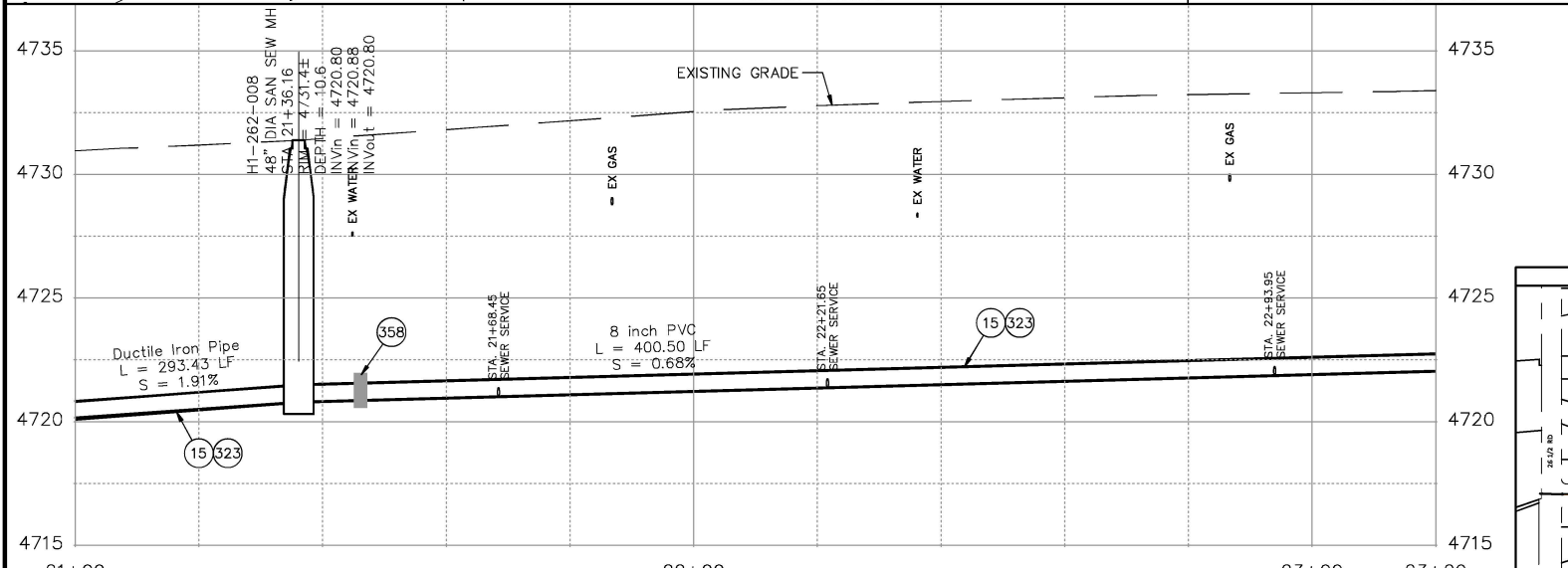
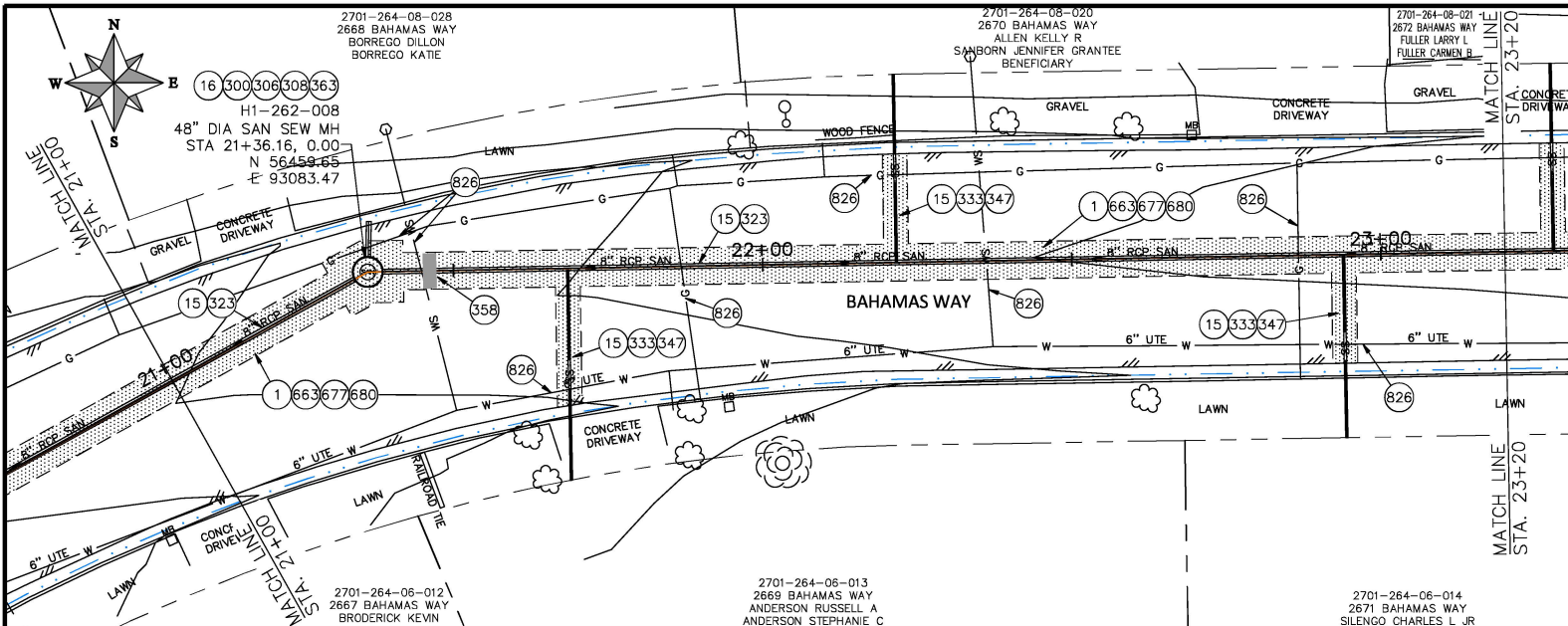
REVISION	DESCRIPTION	DATE	DRAWN BY	DATE	DESIGNED BY	DATE	CHECKED BY	DATE	APPROVED BY	DATE
REV. 1			D.J.M.	01/2024						
REV. 2				01/2024						
REV. 3				01/2024						
REV. 4				01/2024						

SCALES:
 PLAN & PROFILE
 0' 1" = 100'
 0' 1" = 10'

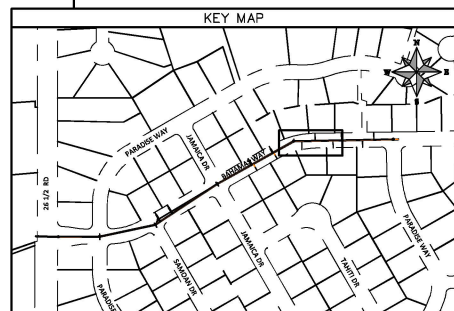
CITY OF Grand Junction COLORADO

PUBLIC WORKS ENGINEERING DIVISION
 PROJECT NO. F001642

SEWER LINE REPLACEMENT - PARADISE HILLS
 UTILITY PLAN AND PROFILE - 5
 January 2, 2024



- ### CONSTRUCTION NOTES
- 202 - REMOVAL OF ASPHALT MAT. CUT AND REMOVE ASPHALT AS SHOWN. (INDICATED BY DOT HATCH PATTERN)
 - 202 - REMOVAL OF CONCRETE. SAW CUT AND REMOVE CONCRETE AS SHOWN. (INDICATED BY CROSS HATCH PATTERN) INCLUDES BUT NOT LIMITED TO CURB, GUTTER, SIDEWALK, DRIVEWAY, SLABS, V-PAN, CURB RAMP, INTERSECTION CORNERS, APRONS, AND LANDSCAPE BORDERS
 - 202 - REMOVAL OF PIPE AS SHOWN. (SIZE AND TYPE AS SHOWN ON PLAN)
 - 202 - REMOVAL OF MANHOLE. CONTRACTOR SHALL SALVAGE RING AND COVER AND DELIVER TO CITY SHOPS.
 - 202 - REMOVE MANHOLE CONE SECTION, RING, AND COVER. CONTRACTOR SHALL SALVAGE RING AND COVER AND DELIVER TO CITY SHOPS. INTERSECTION CORNERS, APRONS, AND LANDSCAPE BORDERS WITH FLOW FILL MATERIAL.
 - 202 - ABANDON PIPE. ABANDON BY PLUGGING REMAINING ENDS WITH CONCRETE.
 - 102.11/108.5 - SANITARY SEWER BASIC MANHOLE (48" I.D.). INCLUDES CONNECTION OF ADJACENT SEWER LINE, FORMING INVERTS AND ADJUSTING TO FINAL GRADE. (SEE CITY OF GRAND JUNCTION STANDARD DETAIL SS-02)
 - 102.11/108.5 - MANHOLE BARREL SECTION (D=5) (48" I.D.).
 - 102.11/108.5 - MANHOLE INTERIOR CORROSION PROTECTION (CASTAGRA EOCUR 201 PROTECTIVE COATING OR APPROVED EQUAL) (PROTECTIVE COATING SHALL BE APPLIED TO PREPARED MANHOLE INVERT, BENCH, BARRELS, AND CONE SECTIONS. MANHOLE INVERTS AND BENCHES SHALL BE COATED PRIOR TO WASTEWATER INTRODUCTION)
 - 102.8/108.2 - 8" GRAVITY SEWER PIPE (SDR 35 PVC) INCLUDES TYPE A BEDDING AND HAUNCHING MATERIAL AND BACKFILL OF TRENCH WITH NATIVE MATERIALS MEETING 103.16 EARTH BACKFILL MATERIAL.
 - 102.8/108.2 - 4" SEWER SERVICE PIPE (SDR 35 PVC) INCLUDES TYPE A BEDDING AND HAUNCHING MATERIAL, BACKFILL OF TRENCH WITH NATIVE MATERIALS MEETING 103.16 EARTH BACKFILL MATERIAL.
 - 102.8/108.2 - 8" x 4" SEWER SERVICE TAP. FULL BODY WYE (SEE STD. DETAIL SS-04)
 - 103 - CLAY CUT-OFF WALL (INCIDENTAL TO SEWER INSTALLATION PAY ITEM)
 - BYPASS PUMPING (AS DEEMED NECESSARY BY THE CITY OR CONTRACTOR)
 - CONNECT TO EXISTING SEWER PIPE. THE CONTRACT PRICE FOR SEWER PIPE SHALL INCLUDE THE COST OF CONNECTION TO EXISTING PIPELINE.
 - 608.06 - CONCRETE DRAINAGE PAN (6" WIDE) (8" THICK MIN.)
 - 663 304 - AGGREGATE BASE COURSE (CLASS 6) (6" THICK)
 - 664 304 - AGGREGATE BASE COURSE (CLASS 8) (12" THICK)
 - 677 401.08 - HOT BITUMINOUS PAVEMENT (2" THICK) (GRADING SX, BINDER GRADE PG 64-22) (ONE 2" LIFTS)
 - 680 401.08 - HOT BITUMINOUS PAVEMENT (PATCHING) (2" THICK) (GRADING SX, BINDER GRADE PG 64-22, GYR = 75) (ONE 2" LIFT TOP MAT) (1" TOP PATCH) (SEE CITY STD. DETAIL 91-03)
 - 826 PROTECT EXISTING UTILITY LINE IN PLACE.

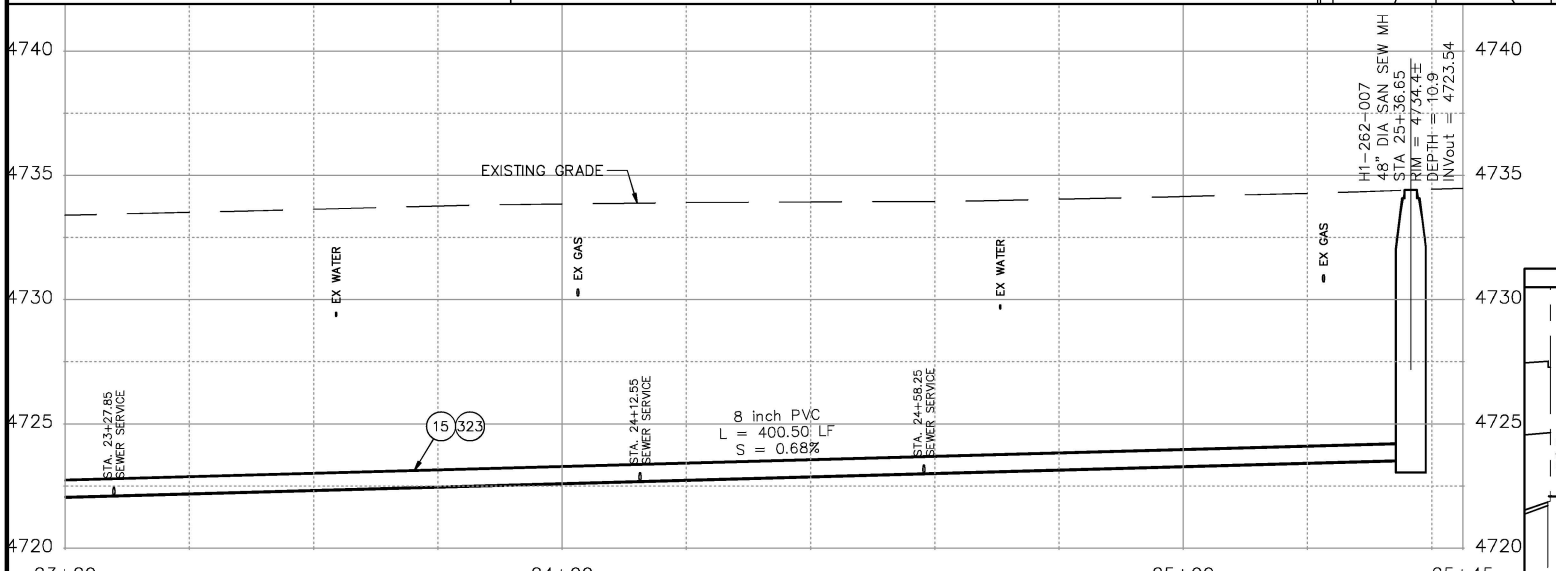
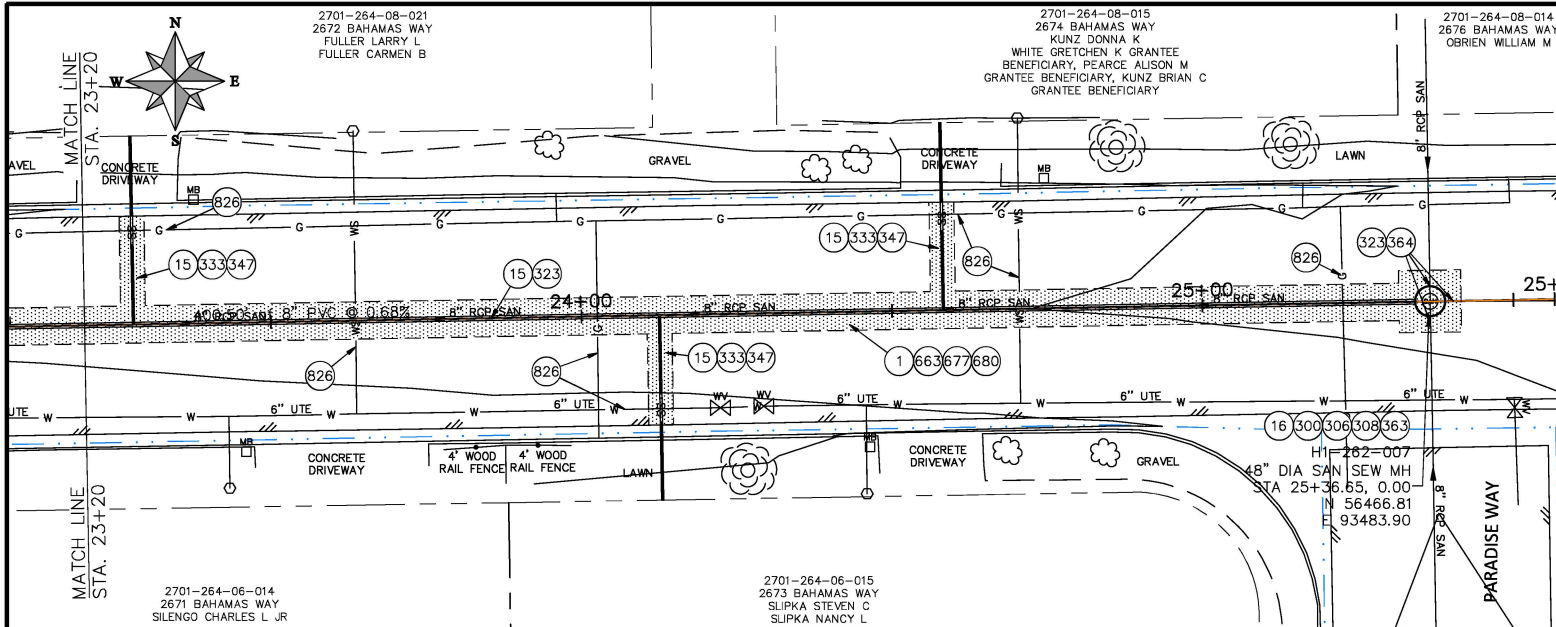


REVISION	DESCRIPTION	DATE	DRAWN BY	DATE	SCALE
REV. 1			D.J.M.	01/2024	PLAN & PROFILE
REV. 2			D.J.M.	01/2024	HORIZONTAL
REV. 3			J.L.	01/2024	VERTICAL
REV. 4			J.L.	01/2024	

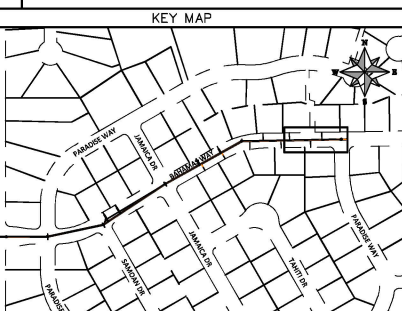


PUBLIC WORKS ENGINEERING DIVISION
PROJECT NO. F001642

SEWER LINE REPLACEMENT - PARADISE HILLS
UTILITY PLAN AND PROFILE - 6
January 2, 2024



- CONSTRUCTION NOTES**
- 1 202 - REMOVAL OF ASPHALT MAT. CUT AND REMOVE ASPHALT AS SHOWN. (INDICATED BY DOT HATCH PATTERN)
 - 3 202 - REMOVAL OF CONCRETE. SAW CUT AND REMOVE CONCRETE AS SHOWN. (INDICATED BY CROSS HATCH PATTERN) INCLUDES BUT NOT LIMITED TO CURB, GUTTER, SIDEWALK, DRIVEWAY, SLABS, V-PAN, CURB RAMPS, INTERSECTION CORNERS, APRONS, AND LANDSCAPE BORDERS
 - 15 202 - REMOVAL OF PIPE AS SHOWN. (SIZE AND TYPE AS SHOWN ON PLAN)
 - 16 202 - REMOVAL OF MANHOLE. CONTRACTOR SHALL SALVAGE RING AND COVER AND DELIVER TO CITY SHOPS.
 - 17 202 - REMOVE MANHOLE CONE SECTION, RING, AND COVER. CONTRACTOR SHALL SALVAGE RING AND COVER AND DELIVER TO CITY SHOPS. CONTRACTOR SHALL FILL REMAINING BARREL SECTIONS WITH FLOW FILL MATERIAL.
 - 20 202 - ABANDON PIPE. ABANDON BY PLUGGING REMAINING ENDS WITH CONCRETE.
 - 300 102.11/108.5 - SANITARY SEWER BASIC MANHOLE (48" I.D.). INCLUDES CONNECTION OF ADJACENT SEWER LINE, FORMING INVERTS AND ADJUSTING TO FINAL GRADE. (SEE CITY OF GRAND JUNCTION STANDARD DETAIL SS-02)
 - 306 102.11/108.5 - MANHOLE BARREL SECTION (D=5) (48" I.D.).
 - 308 102.11/108.5 - MANHOLE INTERIOR CORROSION PROTECTION (CASTAGRA ECODUR 201 PROTECTIVE COATING OR APPROVED EQUAL) (PROTECTIVE COATING SHALL BE APPLIED TO PREPARED MANHOLE INVERT, BENCH, BARRELS, AND CONE SECTIONS. MANHOLE INVERTS AND BENCHES SHALL BE COATED PRIOR TO WASTEWATER INTRODUCTION)
 - 323 102.9/108.2 - 8" GRAVITY SEWER PIPE (SDR 35 PVC). INCLUDES TYPE A BEDDING AND HAUNCHING MATERIAL AND BACKFILL OF TRENCH WITH NATIVE MATERIALS MEETING 103.16 EARTH BACKFILL MATERIAL.
 - 333 102.9/108.2 - 4" SEWER SERVICE PIPE (SDR 35 PVC). INCLUDES TYPE A BEDDING AND HAUNCHING MATERIAL, BACKFILL OF TRENCH WITH NATIVE MATERIALS MEETING 103.16 EARTH BACKFILL MATERIAL.
 - 347 102.9/108.5 - 8" x 4" SEWER SERVICE TAP. FULL BODY WYE (SEE STD. DETAIL SS-06)
 - 358 103 - CLAY CUT-OFF WALL (INCIDENTAL TO SEWER INSTALLATION PATTERN)
 - 363 BYPASS PUMPING (AS DEEMED NECESSARY BY THE CITY OR CONTRACTOR)
 - 364 CONNECT TO EXISTING SEWER PIPE. THE CONTRACT PRICE FOR SEWER PIPE SHALL INCLUDE THE COST OF CONNECTION TO EXISTING PIPELINE.
 - 581 608.06 - CONCRETE DRAINAGE PAN (6" WIDE) (8" THICK MIN.)
 - 663 304 - AGGREGATE BASE COURSE (CLASS B) (6" THICK)
 - 664 304 - AGGREGATE BASE COURSE (CLASS B) (12" THICK)
 - 677 401.08 - HOT BITUMINOUS PAVEMENT (2" THICK) (GRADING SX, BINDER GRADE PG 64-22) (ONE 2" LIFTS)
 - 680 401.08 - HOT BITUMINOUS PAVEMENT (PATCHING) (2" THICK) (GRADING SX, BINDER GRADE PG 64-22, GYR = 75) (ONE 2" LIFT TOP MAT) (T-TOP PATCH) (SEE CITY STD. DETAIL 01-03)
 - 826 PROTECT EXISTING UTILITY LINE IN PLACE.



REVISION	DESCRIPTION	DATE	DRAWN BY	DATE
REV 1			D.J.M.	01/2024
REV 2			D.J.M.	01/2024
REV 3			I.L.	01/2024
REV 4			I.L.	01/2024

CITY OF Grand Junction COLORADO

PUBLIC WORKS ENGINEERING DIVISION

PROJECT NO. F001642

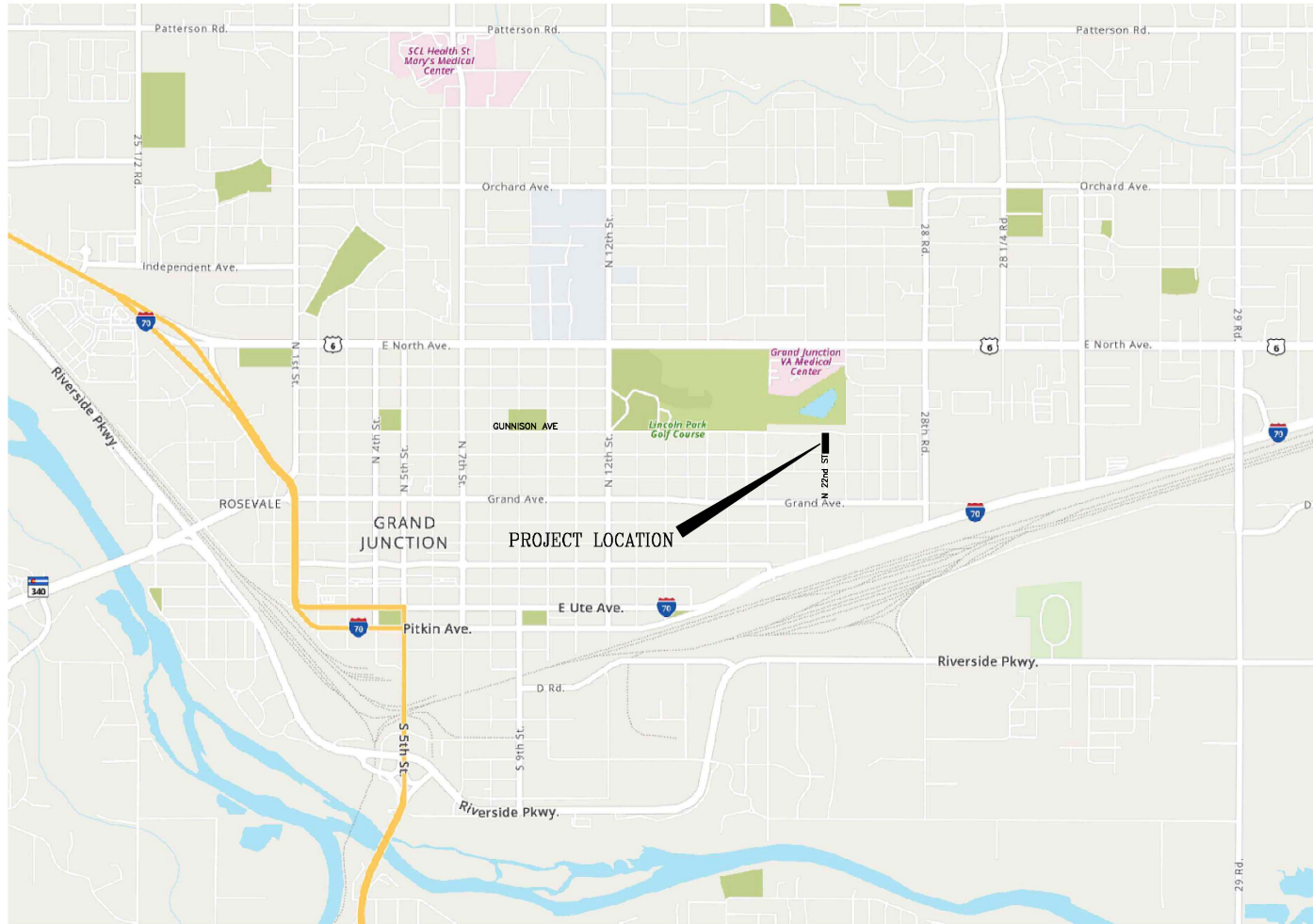
SEWER LINE REPLACEMENT - PARADISE HILLS

UTILITY PLAN AND PROFILE - 7

January 2, 2024

10

CITY OF GRAND JUNCTION 2024 SEWER LINE REPLACEMENT PROJECT May 29, 2024



Know what's below.
Call before you dig.

NOTE: NOTIFY AFFECTED UTILITY VENDOR 48 HOURS PRIOR TO EXCAVATIONS THAT WILL EXPOSE UTILITY LINES. THE COVER SHEET WILL HAVE A LISTING OF UTILITY VENDORS AND TELEPHONE NUMBERS.

REVISION	DESCRIPTION	DATE
REVISION Δ REV. 1		
REVISION Δ REV. 2		
REVISION Δ REV. 3		
REVISION Δ REV. 4		

Engineering and Transportation Department

Sheet Index

- 1 Cover Sheet
- 2 Standard Abbreviations, Legend, & Symbols
- ~~3 Summary of Approximate Quantities~~
- 3 Sanitary Sewer Plan and Profile

N:\Eng\Proj\F001644 (Sewer Line Replacement - 22nd & Gunnison)\60CAD\STANDARD ABBREVIATIONS LEGENDS AND SYMBOLS.dwg, 5/29/2024 7:05:11 AM

ABBREVIATIONS


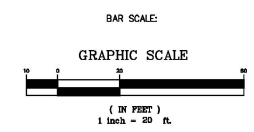
AASHTO	AMERICAN ASSOCIATION OF STATE HIGHWAY & TRANSPORTATION OFFICIALS
ABC	AGGREGATE BASE COURSE
AC	ASBESTOS CEMENT
AP	ANGLE POINT
ASB	ANCHORED STRAW BALES
ASP	ALUMINIZED STEEL PIPE
ASTM	AMERICAN SOCIETY FOR TESTING MATERIALS
AWWA	AMERICAN WATER WORKS ASSOCIATION
BC	BACK OF CURB
BF	BUTTERFLY VALVE
BOW	BACK OF WALK
BCR	BEGIN CURB RETURN
BOT	BOTTOM
BSWMP	BETTER STORM WATER MANAGEMENT PRACTICES
C	CHORD
CAP	CORRUGATED ALUMINUM PIPE
CDOT	COLORADO DEPARTMENT OF TRANSPORTATION
C	CAST IRON
C.G.& SW	CURB, GUTTER & SIDEWALK
CL	CENTER LINE
CLEAR	CLEAR
CMP	CORRUGATED METAL PIPE
CO	CLEAN OUT
COMB	COMBINATION (AS IN STORM SEWER AND SANITARY SEWER)
CONC	CONCRETE
CSM	CITY SURVEY MONUMENT
CSP	CORRUGATED STEEL PIPE
CU	COPPER
D	DUCTILE IRON
DWY	DRIVEWAY
E	ELECTRIC
EDR	END CURB RETURN
EG	EDGE OF GUTTER
EL	ELEVATION
EP	EDGE OF PAVEMENT
FB	FULL BODY
FC	FACE OF CURB
FG	FINISHED GRADE
F	FLOW LINE
FL	FLANGE
FM	FORCE MAIN
FO	FIBER OPTICS
FS	FAIR SIDE
FTG	FOOTING
G	GAS
GB	GRADE BREAK
GM	GAS METER
GV	GATE VALVE
HBP	HOT BITUMINOUS PAVEMENT
HPDE	HIGH DENSITY POLYETHYLENE
INV	INVERT
IRR	IRRIGATION
LC	LENGTH OF ARC
LF	LINEAR FEET
LL	LONG ARC
LS	SHORT ARC
LT	LEFT
MB	MAILBOX
MCSM	MESA COUNTY SURVEY MONUMENT
MH	MANHOLE
MJ	MECHANICAL JOINT
MW	MILL WRAP
N/A	NOT APPLICABLE
NC	NOT IN CONTRACT
NOP	NO ONE PERSON
NCRCP	NON-REINFORCED CONCRETE PIPE
NS	NEAR SIDE
NTS	NOT TO SCALE
OHP	OVERHEAD POWER
OHT	OVERHEAD TELEPHONE
PC	POINT OF CURVATURE
PCC	POINT OF COMPOUND CURVATURE
PE	POLYETHYLENE
PERF	PERFORATED
PI	POINT OF INTERSECTION
PIP	PLASTIC IRRIGATION PIPE
POC	POINT ON CURVE
POT	POINT ON TANGENT
PR	PERFORATED
PRC	POINT OF REVERSE CURVATURE
PT	POINT OF TANGENCY
PVC	POLYVINYL CHLORIDE
R	RADIUS
RCP	REINFORCED CONCRETE PIPE
REQ'D	REQUIRED
RG	RESTRAINED GLANDS
RL	LONG RADIUS
ROW	RIGHT OF WAY
RP	RADIUS POINT
RR	RAIL ROAD
RS	SHORT RADIUS
RT	RIGHT
S	SLOPE
SAN	SANITARY
SC	SHORT CHORD
SCD	STANDARD CONTRACT DOCUMENTS
SCH	SCHEDULE
SF	SILT FENCE
SL	SECTION LINE
SSRB	STANDARD SPECIFICATIONS FOR ROAD & BRIDGE CONSTRUCTION
SSUJ	STANDARD SPECIFICATIONS FOR CONSTRUCTION OF UNDERGROUND UTILITIES
STA	STATION
STL	STEEL
STM	STORM
T	TELEPHONE
TAN	LENGTH OF TANGENT
TC	TOP OF CURB
TH	TEST HOLE
TV	TELEVISION
(TYP)	TYPICAL
LU	UNDERGROUND UTILITIES
VC	VERTICAL CURVE
VCP	VITRIFIED CLAY PIPE
VPC	VERTICAL POINT OF CURVATURE
VPCC	VERTICAL POINT OF COMPOUND CURVATURE
VPRC	VERTICAL POINT OF REVERSE CURVATURE
VPI	VERTICAL POINT OF INTERSECTION
VPT	VERTICAL POINT OF TANGENCY
W	WATER
Δ	DELTA ANGLE

LEGEND

BSWMP	PROPOSED CONCRETE CURB AND GUTTER
DRAINAGE BASIN BOUNDARY	
BSWMP	PROPOSED CONCRETE CURB, GUTTER, & SIDEWALK
ANCHORED STRAW BALES	
BSWMP	PROPOSED CONCRETE SIDEWALK
SILT FENCE	
BUILDING	
CONCRETE CURB AND GUTTER	
CONCRETE CURB, GUTTER, & SIDEWALK	
CONCRETE DITCH	
CONCRETE SIDEWALK	
CULVERT	
EARTH DITCH	
EDGE OF GRAVEL	
EDGE OF PAVEMENT	
FENCE (HT & MATL. NOTED)	
GUARD RAIL	
HATCHING: INDICATES ASPHALT REMOVAL	
HATCHING: INDICATES CONCRETE REMOVAL	
HATCHING: INDICATES STAGING AREA	
LINE (CENTER OF IMPROVEMENTS)	
LINE (CITY LIMITS)	
LINE (CONTROL)	
LINE (EASEMENT)	
LINE (MONUMENT/SECTION)	
LINE (PROPERTY)	
LINE (RIGHT OF WAY)	
MATCH LINE	
PIPE (IRRIGATION)	
PIPE (SIPHON)	
PROPOSED "WET" UTILITIES (CONSTRUCTION NOTE WILL INDICATE TYPE, SIZE, AND MATERIAL OF NEW MAIN)	8" PVC SANITARY SEWER
ALL PROPOSED FEATURES NOT SHOWN IN LEGEND WILL BE SHOWN THE SAME AS THEIR EXISTING COUNTERPART, BUT INDICATED BY BOLDER LINETYPE	
RAIL ROAD	
RETAINING WALL	
STRIPING (CONTINUOUS WHITE)	WHITE
STRIPING (DASHED WHITE)	WHITE
STRIPING (CONTINUOUS YELLOW)	YELLOW
STRIPING (DASHED YELLOW)	YELLOW
TOP OF SLOPE	
CONTOUR LINES (SHOWN BETWEEN TOP & TOE)	
TOE OF SLOPE	
TRAFFIC DETECTOR LOOP	
UTILITY LINE (ABANDONED) (THIS CASE A WATER LINE)	ABANDONED 8" W
UTILITY LINE (CABLE TV)	TV
UTILITY LINE (ELECTRIC)	E
UTILITY LINE (FIBER OPTIC)	FO
UTILITY LINE (GAS)	G
UTILITY LINE (HIGH VOLTAGE OVERHEAD POWER)	HVOP
UTILITY LINE (OVERHEAD POWER)	OP
UTILITY LINE (OVERHEAD TELEPHONE)	OHT
UTILITY LINE (SANITARY SEWER)	SSW
UTILITY LINE (SANITARY SEWER FORCE MAIN)	SSFM
UTILITY LINE (SANITARY SEWER SERVICE)	SS
UTILITY LINE (STORM SEWER)	SSW
UTILITY LINE (STORM SEWER, PERFORATED)	SSW PERF
UTILITY LINE (STORM/SANITARY SEWER SEWER COMBINATION)	SSW COMB
UTILITY LINE (TELEPHONE)	T
UTILITY LINE (WATER)	W

SYMBOLS

BENCH MARK	⊕
CATCH BASIN	■
CLEAN OUT	⊕
CURB STOP	+
FIRE HYDRANT	⊕
GUY WIRE ANCHOR	→
HEADGATE	⊕
IRRIGATION PUMP	⊕
MAILBOX	⊕
MANHOLE (ELECTRIC)	⊕
MANHOLE (GAS)	⊕
MANHOLE (SANITARY/STORM)	⊕
MANHOLE (TELEPHONE)	⊕
MANHOLE (TV)	⊕
MANHOLE (WATER)	⊕
METER (GAS)	⊕
METER (WATER)	⊕
PEDESTAL (TELEPHONE)	⊕
PEDESTAL (TV)	⊕
PROPERTY PIN	⊕
PULL BOX	⊕
REDUCER FITTING	⊕
SIGN OR POST (SIGN TYPE NOTED)	⊕
SPRINKLER HEAD	⊕
STREET LIGHT	⊕
SURVEY MONUMENT (CITY)	⊕
SURVEY MONUMENT (TYPE NOTED)	⊕
TEST HOLE	⊕
TRAFFIC PAINT MARKING	⊕
TRAFFIC SIGNAL POLE AND MAST ARM	⊕
UTILITY POLE	⊕
VALVE (GAS)	⊕
VALVE (IRRIGATION)	⊕
VALVE (WATER)	⊕
VEGETATION (HEDGE OR BUSH)	⊕
VEGETATION (TREE STUMP)	⊕
VEGETATION (TREE) (CALIPER SIZE NOTED)	⊕
WATER HYDRANT	⊕
WEIR	⊕
YARD LIGHT	⊕



REVISION	Δ	DESCRIPTION	DATE	DRAWN BY JCS	DATE 2024
REVISION	Δ			DESIGNED BY JCS	DATE 2024
REVISION	Δ			CHECKED BY IT	DATE 2024
REVISION	Δ			APPROVED BY KH	DATE 2024

SEE PLAN FOR SCALE INFO

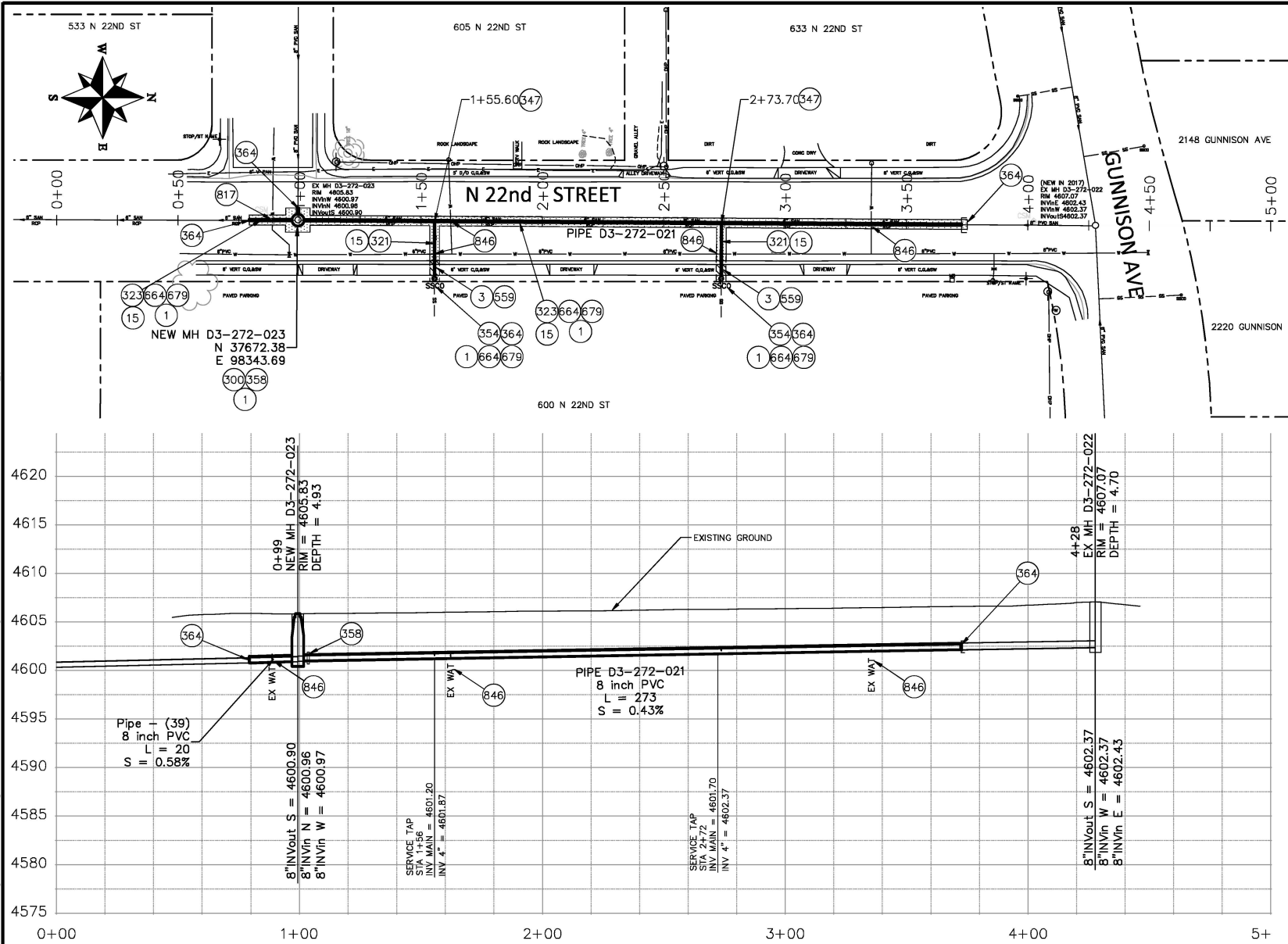


ENGINEERING AND
TRANSPORTATION DEPARTMENT
PROJECT NO. F001644

2024 SEWER LINE REPLACEMENT PROJECT
STANDARD ABBREVIATIONS LEGENDS AND SYMBOLS
May 29, 2024

N:\Eng\Proj\F001644 (Sewer Line Replacement - 22nd & Gunnison)\60CAD\STANDARD ABBREVIATIONS LEGENDS AND SYMBOLS.dwg - PLOTTED 5/29/2024 7:05:12 AM

N:\EngProj\F001644 (Sewer Line Replacement - 22nd & Gunnison)\60CAD\Sewer in 22nd S of Gunnison.dwg, 5/29/2024 7:05:13 AM



CONSTRUCTION NOTES

- 1 202 - REMOVAL OF ASPHALT MAT. CUT AND REMOVE ASPHALT AS SHOWN. (INDICATED BY DOT HATCH PATTERN)
- 3 202 - REMOVAL OF CONCRETE. SAW CUT AND REMOVE CONCRETE AS SHOWN. (INDICATED BY CROSS HATCH PATTERN) INCLUDES BUT NOT LIMITED TO CURB, GUTTER, SIDEWALK, DRIVEWAY, SLABS, V-PAN, CURB RAMPS, INTERSECTION CORNERS, APRONS, AND LANDSCAPE BORDERS.
- 15 202 - REMOVAL OF PIPE AS SHOWN. (SIZE AND TYPE AS SHOWN ON PLAN)
- 300 102.11/108.5 - SANITARY SEWER BASIC MANHOLE (48" I.D.). INCLUDES CONNECTION OF ADJACENT SEWER LINE, FORMING INVERTS AND ADJUSTING TO FINAL GRADE. (SEE CITY OF GRAND JUNCTION STANDARD DETAIL SS-02).
- 321 102.9/108.2 - 4" GRAVITY SEWER PIPE (SDR 35 PVC). INCLUDES TYPE A BEDDING AND HAUNCHING MATERIAL AND BACKFILL OF TRENCH WITH NATIVE MATERIALS MEETING 103.16 EARTH BACKFILL MATERIAL.
- 323 102.9/108.2 - 8" GRAVITY SEWER PIPE (SDR 35 PVC). INCLUDES TYPE A BEDDING AND HAUNCHING MATERIAL AND BACKFILL OF TRENCH WITH NATIVE MATERIALS MEETING 103.16 EARTH BACKFILL MATERIAL.
- 347 102.9/108.3 - 8" x 4" SEWER SERVICE TAP. FULL BODY WYE (SEE STD. DETAIL SS-06).
- 354 104.20 - INSTALL 2-WAY SANITARY SEWER SERVICE CLEANOUT (STD. DETAIL SS-07). INCLUDES CLEANOUT RING AND COVER AND CONCRETE COLLAR IN UNPAVED AREAS (SEE STD. DETAIL SS-07).
- 358 103 - CLAY CUT-OFF WALL (INCIDENTAL TO SEWER INTALLATION PAY ITEM)
- 364 CONNECT TO EXISTING SEWER PIPE.
- 559 608.06 - MONOLITHIC VERTICAL CURB, GUTTER AND SIDEWALK (6' WIDE)
- 664 304 - AGGREGATE BASE COURSE (CLASS 6) (12" THICK)
- 679 401.08 - HOT BITUMINOUS PAVEMENT (6" THICK) (GRADING SX, BINDER GRADE PG 64-22) (THREE 2" LIFTS)
- 817 629 - REFERENCE AND RESET SURVEY MONUMENT. PRIOR TO ANY CONSTRUCTION THE CONTRACTOR'S SURVEYOR MUST SUBMIT FIELD NOTES DETAILING THE PERMANENT REFERENCES PLACED FOR EACH MONUMENT IN DANGER OF LOSS DUE TO CONSTRUCTION. THE METHOD OF REFERENCING MUST BE APPROVED BY THE CITY SURVEYOR PRIOR TO ANY CONSTRUCTION. AFTER CONSTRUCTION, THE SURVEYOR MUST FILE A NEW MONUMENT RECORD FOR EACH POINT THAT WAS REPLACED. COST IS INCIDENTAL TO COST OF CONSTRUCTION.
- 846 POTHOLE EXISTING UTILITY AHEAD OF CONSTRUCTION. COORDINATE ANY UTILITY ADJUSTMENTS WITH PROJECT ENGINEER.

REVISION	DESCRIPTION	DATE	DRAWN BY	DATE	SCALE
REVISION A			JCS	2024	PLAN & PROFILE
REVISION A			JCS	2024	HORIZONTAL
REVISION A			JCS	2024	VERTICAL

CITY OF
Grand Junction
COLORADO

**ENGINEERING AND
TRANSPORTATION DEPARTMENT**
PROJECT NO. F001644

2024 SEWER LINE REPLACEMENT PROJECT
SEWER IN 22ND S OF GUNNISON
May 29, 2024

N:\EngProj\F001644 (Sewer Line Replacement - 22nd & Gunnison)\60CAD\Sewer in 22nd S of Gunnison.dwg - PLOTTED 5/29/2024 7:05:15 AM



Purchasing Division

ADDENDUM NO. 1

DATE: June 20, 2024
FROM: City of Grand Junction Purchasing Division
TO: All Offerors
RE: 2024 Sewer Replacement – Bahamas Way and 22nd & Gunnison Ave IFB-5458-24-DD

Offerors responding to the above referenced solicitation are hereby instructed that the requirements have been clarified, modified, superseded, and supplemented as to this date as hereinafter described.

Please make note of the following clarifications:

1. **Question:** I noticed there is 100' of Reset fence on the sewer replacement project, but I was having a hard time finding where exactly on the plans that the fence was. Could you please advise?
Answer: This has been omitted from the Bid Schedule. See attached revised Bid Schedule.

2. **The Bid Schedule has been revised to reflect the following:**

- Removed 100' fence reset line item
- Added Sewer Spot Repair – Paradise Way
- Added Sewer Spot Repair – Samoan Way
- Added Sewer Spot Repair – 2695 Patterson Road

Use this revised Bid Schedule when submitting your bid.

The original solicitation for the project noted above is amended as noted. All other conditions of the subject remain the same.

Respectfully,

A handwritten signature in blue ink that reads "Dolly Daniels".

Dolly Daniels, Senior Buyer
City of Grand Junction, Colorado

Revised Bid Schedule: Sanitary Sewer Replacement – Bahamas Way and 22nd & Gunnison Ave (Addendum 1)

Item No.	CDOT, City Ref.	Description	Quantity	Units	Unit Price	Total Price
<u>1</u>	104.2	2-Way Sanitary Sewer Service Cleanout (Includes Cleanout Ring and Cover and Concrete Collar in unpaved areas) (See Std Detail SS-07)	2	EA	\$ _____	\$ _____
<u>2</u>	104.4	Encase Sanitary Sewer Pipe in Concrete per City Specification GU-04 (20' long) (if necessary)	8	EA	\$ _____	\$ _____
<u>3</u>	108.2	4" Sewer Service Pipe (SDR-35 PVC) (Includes Type A Bedding and Haunching Material, Backfill of Trench with Native Materials meeting 103.16 Earth Backfill material and End-of-Service Cap)	770	LF	\$ _____	\$ _____
<u>4</u>	108.2	8" Gravity Sewer Pipe (SDR-35 PVC) (Includes cost of connection to the existing sewer pipe and Type A Bedding and Haunching Material and Backfill of Trench with Class 3 imported Trench Backfill Material)	1,802	LF	\$ _____	\$ _____
<u>5</u>	108.2	Imported Trench Backfill (Class 3) Includes haul & disposal of unsuitable excavated material, Assumed Unit Weight of 133 lb/ft3	80	Tons	\$ _____	\$ _____
<u>6</u>	108.3	Granular Stabilization Material (Type B) includes haul off & disposal of unsuitable excavated material assume 138 lf/ft3	40	Tons	\$ _____	\$ _____
<u>7</u>	108.3	8" x 4" Sewer Service Tap, Full Body WYE (See St. Detail SS-06)	14	EA	\$ _____	\$ _____
<u>8</u>	108.5	Connect to Existing Manhole or Sewer Main	5	EA	\$ _____	\$ _____
<u>9</u>	108.5	Sanitary Sewer Basic Manhole (48" I.D.) (Includes connection of adjacent sewer line, forming inverts and adjusting to final grade. See City Std. Detail SS-02) (Includes Type A Bedding and Haunching Material and Backfill of Trench with Class 3 Imported Trench Backfill Material)	6	EA	\$ _____	\$ _____
<u>10</u>	108.5	Manhole Barrel Section (D>5') (48" I.D.)	26	Vert. Ft.	\$ _____	\$ _____
<u>11</u>	108.5	Sanitary Sewer Basic Drop Manhole (48" I.D.) (Includes connection of adjacent sewer line, forming inverts and adjusting to final grade. See City Std. Detail SS-04) (Includes Type A Bedding and Haunching Material and Backfill of Trench with Class 3 Imported Trench Backfill Material)	1	EA	\$ _____	\$ _____
<u>12</u>	108.5	Manhole Interior Corrosion Protection (100 mils Dry Film Thickness, min.) (includes manhole surface preparation and filling in bugholes and imperfections prior to coating)	55	Vert. Ft.	\$ _____	\$ _____
<u>13</u>	202	Removal of Existing Pipe (Size & type as shown on plans)	1,852	LF	\$ _____	\$ _____
<u>14</u>	202	Removal of Manhole (Remove Manhole Cone Section, Ring, and Cover and deliver to City Shops. Contractor shall fill remaining barrel sections with flow fill material)	2	EA	\$ _____	\$ _____
<u>15</u>	202	Removal of Asphalt Mat (Full Depth)	1,222	SY	\$ _____	\$ _____
<u>16</u>	202	Asphalt Removal (Planing)(Thickness Varies)	579	SY	\$ _____	\$ _____
<u>17</u>	202	Removal of Sod	150	SF	\$ _____	\$ _____

<u>18</u>	202	Removal of Concrete (Includes, but not limited to, curb, gutter, sidewalk, driveway, slabs, V-pans, curb ramps, intersection corners, aprons, landscape borders, and concrete walls)	45	SY	\$ _____	\$ _____
<u>19</u>	203	Potholing (as called out on plans)	1	EA	\$ _____	\$ _____
<u>20</u>	208	Storm Drain Inlet Protection (Silt-Sack Style or Approved Equal) (Includes Maintenance & Removal of Debris,& Removal of Inlet Protection)	9	EA	\$ _____	\$ _____
<u>21</u>	208	Erosion Control Log	200	LF	\$ _____	\$ _____
<u>22</u>	210	Reset/Repair Sprinkler System (Complete in Place)	1	EA	\$ _____	\$ _____
<u>23</u>	210	Reset Irrigation Pipe (PVC Irrigation Pipe) (Includes pipe, fittings, equipment, materials & labor to relocate irrigation pipe)	1	EA	\$ _____	\$ _____
<u>24</u>	212	Re-Sod Area as Shown (Includes 6" Thick Imported Topsoil placed prior to sod placement)	150	SF	\$ _____	\$ _____
<u>25</u>	304	Aggregate Base Course (Class 6) (12" thick)	1,072	SY	\$ _____	\$ _____
<u>26</u>	304	Aggregate Base Course (Class 6) (6" thick)	150	SY	\$ _____	\$ _____
<u>27</u>	401	Hot Bituminous Pavement (4" Thick) (Grading SX, Binder Grade PG 64-22)(GYR.=75) (Two 2" Lifts)	1,322	SY	\$ _____	\$ _____
<u>28</u>	401	Hot Bituminous Pavement (Patching)(2" Thick) (Grading SX, Binder Grade PG 64-22, GYR.=75) (One 2" Lift Top Mat) (T-Top Patch) (See City Std. Detail GU-03)	576	SY	\$ _____	\$ _____
<u>29</u>	608	Monolithic Concrete Curb and Gutter with 6' wide Sidewalk (includes 6" thick Class 6 Aggregate Base course)	10	lf	\$ _____	\$ _____
<u>30</u>	608.06	Concrete Drainage Pan (6' Wide)	20	SY	\$ _____	\$ _____
<u>31</u>	608/304	Monolithic Vertical Curb, Gutter (2-ft wide)	20	SY	\$ _____	\$ _____
<u>32</u>	Pump	Bypass Sewage Pumping (As deemed necessary by City or Contractor)	1	EA	\$ _____	\$ _____
<u>33</u>	211	Dewatering (Includes acquiring a CDPHE Dewatering Permit and adhering to the discharge requirements of the State Permit) (if needed)	1	Lump Sum	\$ _____	\$ _____
<u>34</u>	620	Portable Sanitary Facility	2	Lump Sum	\$ _____	\$ _____
<u>35</u>	625	Construction Surveying (Includes As-Built Drawings)	2	Lump Sum	\$ _____	\$ _____
<u>36</u>	626	Mobilization	2	Lump Sum	\$ _____	\$ _____
<u>37</u>	630	Traffic Control (includes certified T.C.P., Complete in Place)	2	Lump Sum	\$ _____	\$ _____
<u>38</u>	102.9a	Sewer Spot Repair – Paradise Way includes pipe replacement, fittings, asphalt patch, backfill	1	Lump Sum	\$ _____	\$ _____
<u>39</u>	102.9a	Sewer Spot Repair – Samoan Way 30' Sag includes pipe replacement, fittings, asphalt patch, backfill	1	Lump Sum	\$ _____	\$ _____
<u>40</u>	102.9a	Sewer Spot Repair – 2695 Patterson Road includes pipe replacement, fittings, asphalt patch, backfill	1	Lump Sum	\$ _____	\$ _____
<u>MCR</u>		Minor Contract Revisions	---	---	---	\$ 100,000.00

Bid Amount: \$ _____

Bid Amount:

dollars



Purchasing Division

ADDENDUM NO. 2

DATE: June 28, 2024
FROM: City of Grand Junction Purchasing Division
TO: All Offerors
RE: 2024 Sewer Replacement – Bahamas Way and 22nd & Gunnison Ave IFB-5458-24-DD

Offerors responding to the above referenced solicitation are hereby instructed that the requirements have been clarified, modified, superseded, and supplemented as to this date as hereinafter described.

Please make note of the following clarifications:

1. **Question:** per addendum #1 you added line items #38-40, sewer spot repair...are you giving any more info on pipe size and type of repair? Can't really bid on something with no info.

Answer:

Line Item #38

- Ø8" diameter pipe main
- 2 - Max adapter couplings required
- Estimate PVC pipe length of 5' long

• Line Item #39

- Ø8" diameter pipe main
- 2 - Max adapter couplings required
- Estimate PVC pipe length of 30' long

• Line Item #40

- Ø8" diameter pipe main
- 2 - Max adapter couplings required
- Estimate PVC pipe length of 5' long

2. **Question:** I don't see any drop manhole, bid item #11?

Answer: Located at STA 25+36.65 See attached Drawing Updated.

The original solicitation for the project noted above is amended as noted. All other conditions of the subject remain the same.

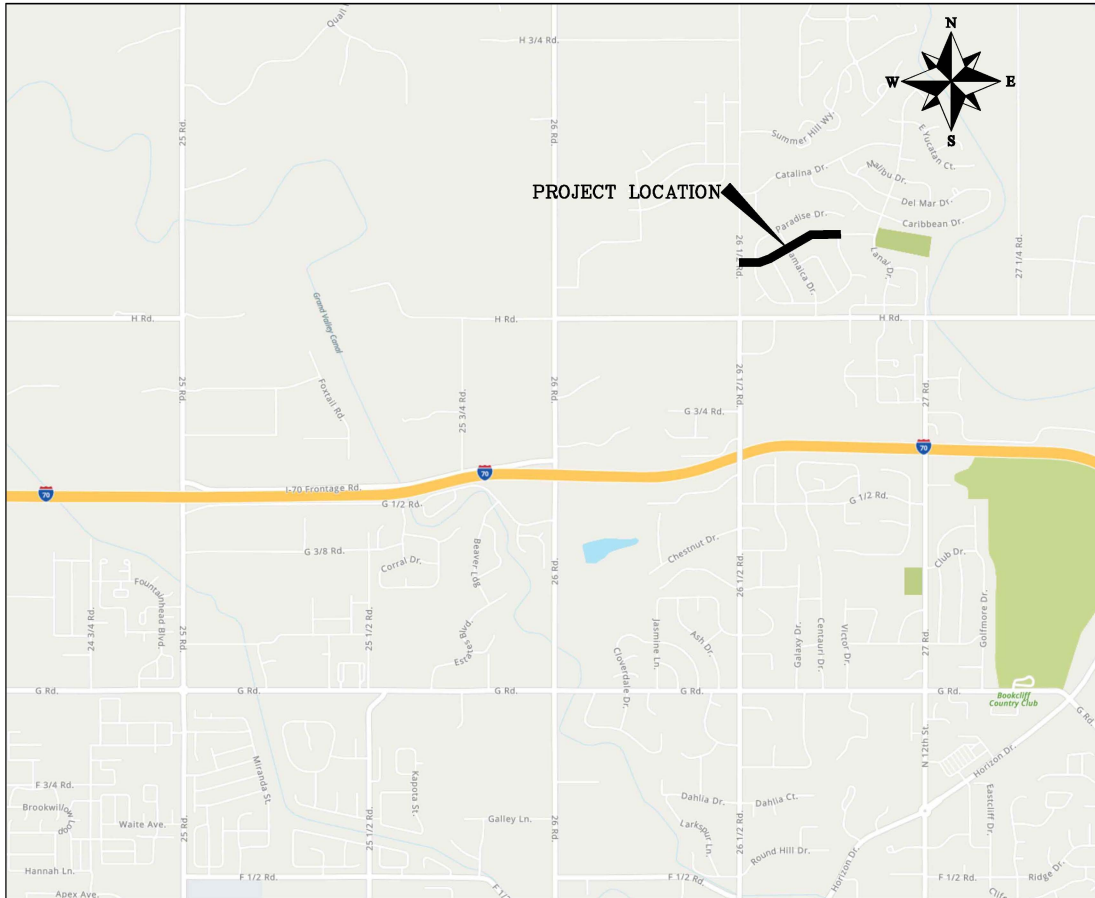
Respectfully,

A handwritten signature in blue ink that reads "Dolly Daniels".

Dolly Daniels, Senior Buyer
City of Grand Junction, Colorado

CITY OF GRAND JUNCTION SEWER LINE REPLACEMENT – PARADISE HILLS

January 2, 2024



VICINITY MAP

- Sheet Index
- 1 Cover Sheet
 - 2 Standard Abbreviations, Legend, & Symbols
 - 3 Project Control
 - 4-10 Utility Plan and Profile



*Public Works
Engineering Division*

NOTE: NOTIFY AFFECTED UTILITY VENDOR 48 HOURS PRIOR TO EXCAVATIONS THAT WILL EXPOSE UTILITY LINES. THE COVER SHEET WILL HAVE A LISTING OF UTILITY VENDORS AND TELEPHONE NUMBERS.

REVISION	DESCRIPTION	DATE
REV 1	Drop MH @ STA 25+36.65	DATE 05.24.24
REV 2		DATE
REV 3		DATE
REV 4		DATE



Know what's below.
Call before you dig.

ABBREVIATIONS

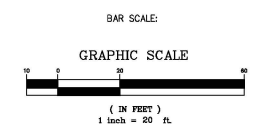
AA&HTO	AMERICAN ASSOCIATION OF STATE HIGHWAY & TRANSPORTATION OFFICIALS
ABC	AGGREGATE BASE COURSE
AC	ASBESTOS CEMENT
AP	ANGLE POINT
ASB	ANCHORED STRAW BALES
ASP	ALUMINIZED STEEL PIPE
ASTM	AMERICAN SOCIETY FOR TESTING MATERIALS
AWWA	AMERICAN WATER WORKS ASSOCIATION
BC	BACK OF CURB
BF	BUTTERFLY VALVE
BOW	BACK OF WALK
B2R	BEGIN CURB RETURN
BOT	BOTTOM
BSWMP	BETTER STORM WATER MANAGEMENT PRACTICES
C-1	CHORD
CAP	CORRUGATED ALUMINUM PIPE
CDOT	COLORADO DEPARTMENT OF TRANSPORTATION
C.G.& SW	CAST IRON CURB, GUTTER & SIDEWALK
C	CENTER LINE
CL	CLEAR
CMP	CORRUGATED METAL PIPE
CO	CLEAN OUT
COMB	COMBINATION (AS IN STORM SEWER AND SANITARY SEWER)
CONC	CONCRETE
CSM	CITY SURVEY MONUMENT
CSP	CORRUGATED STEEL PIPE
CJ	COPPER
D	DUCTILE IRON
DWY	DRIVEWAY
E	ELECTRIC
EOR	END CURB RETURN
EG	EDGE OF GUTTER
EL	ELEVATION
EP	EDGE OF PAVEMENT
EX	EXISTING
FB	FULL BODY
FC	FACE OF CURB
FG	FINISHED GRADE
FL	FLOW LINE
FL	FLANGE
FM	FORCE MAIN
FO	FIBER OPTICS
FS	FAIR SIZE
FTC	FOOTING
G	GAS
GB	GRADE BREAK
GM	GAS METER
GV	GATE VALVE
HBP	HOT BITUMINOUS PAVEMENT
HDPPE	HIGH DENSITY POLYETHYLENE
INV	INVERT
IRR	IRRIGATION
LC	LENGTH OF ARC
LF	LINEAR FEET
LL	LONG ARC
LS	SHORT ARC
T	LET
MB	MAILBOX
MCSM	MESA COUNTY SURVEY MONUMENT
MH	MANHOLE
MJ	MECHANICAL JOINT
NW	MILL WRAP
N/A	NOT APPLICABLE
NC	NOT IN CONTRACT
NO	NO ONE PERSON
NRCP	NON-REINFORCED CONCRETE PIPE
NS	NEAR SIDE
NTS	NOT TO SCALE
OH-P	OVERHEAD POWER
O-T	OVERHEAD TELEPHONE
PC	POINT OF CURVATURE
PCC	POINT OF COMPOUND CURVATURE
PE	POLYETHYLENE
PERFOR	PERFORATED
PI	POINT OF INTERSECTION
PIP	PLASTIC IRRIGATION PIPE
POC	POINT ON CURVE
POT	POINT ON TANGENT
PR	PROPOSED
PRC	POINT OF REVERSE CURVATURE
PT	POINT OF TANGENCY
PVC	POLYVINYL CHLORIDE
R	RADIUS
ROP	REINFORCED CONCRETE PIPE
REQ'D	REQUIRED
RG	RESTRAINED GLANDS
RL	LONG RADIUS
RW	RIGHT OF WAY
RP	RADIUS POINT
RS	RAIL ROAD
RS	SHORT RADIUS
RT	RIGHT
SAN	SLOPE
SC	SANITARY
SCD	SHORT CHORD
SCH	STANDARD CONTRACT DOCUMENTS
SF	SCHEDULE
SL	SILT FENCE
SSRB	SECTION LINE
SSUJ	STANDARD SPECIFICATIONS FOR ROAD & BRIDGE CONSTRUCTION
STA	STATION
STL	STATION
STM	STORM
TAN	TELEPHONE
TC	LENGTH OF TANGENT
TC	TOP OF CURB
TH	TEST HOLE
TV	TELEVISION
(TYP)	TYPICAL
UJ	UNDERGROUND UTILITIES
VC	VERTICAL CURVE
VCP	VITRIFIED CLAY PIPE
VPC	VERTICAL POINT OF CURVATURE
VPCC	VERTICAL POINT OF COMPOUND CURVATURE
VPRC	VERTICAL POINT OF REVERSE CURVATURE
VPI	VERTICAL POINT OF INTERSECTION
VPT	VERTICAL POINT OF TANGENCY
W	WATER
Δ	DELTA ANGLE

LEGEND

BSWMP	PROPOSED CONCRETE CURB AND GUTTER
DRAINAGE BASIN BOUNDARY	
BSWMP	PROPOSED CONCRETE CURB, GUTTER, & SIDEWALK
ANCHORED STRAW BALES	
BSWMP	PROPOSED CONCRETE SIDEWALK
SILT FENCE	
BUILDING	
CONCRETE CURB AND GUTTER	
CONCRETE CURB, GUTTER, & SIDEWALK	
CONCRETE DITCH	
CONCRETE SIDEWALK	
CULVERT	
EXISTING	
EARTH DITCH	
EDGE OF GRAVEL	
EDGE OF PAVEMENT	
FENCE (HT & MATL NOTED)	
GUARD RAIL	
HATCHING: INDICATES ASPHALT REMOVAL	
HATCHING: INDICATES CONCRETE REMOVAL	
HATCHING: INDICATES STAGING AREA	
LINE (CENTER OF IMPROVEMENTS)	
LINE (CITY LIMITS)	
LINE (CONTROL)	
LINE (EASEMENT)	
LINE (MONUMENT/SECTION)	
LINE (PROPERTY)	
LINE (RIGHT OF WAY)	
MATCH LINE	
PIPE (IRRIGATION)	
PIPE (SIPHON)	
PROPOSED "WET" UTILITIES (CONSTRUCTION NOTE WILL INDICATE TYPE, SIZE, AND MATERIAL OF NEW MAIN)	8" PVC SANITARY SEWER
ALL PROPOSED FEATURES NOT SHOWN IN LEGEND WILL BE SHOWN THE SAME AS THEIR EXISTING COUNTERPART, BUT INDICATED BY BOLDER LINETYPE	
RAIL ROAD	
RETAINING WALL	
STRIPING (CONTINUOUS WHITE)	WHITE
STRIPING (DASHED WHITE)	WHITE
STRIPING (CONTINUOUS YELLOW)	YELLOW
STRIPING (DASHED YELLOW)	YELLOW
TOP OF SLOPE	
CONTOUR LINES (SHOWN BETWEEN TOP & TOE)	
TOE OF SLOPE	
TRAFFIC DETECTOR LOOP	
UTILITY LINE (ABANDONED) (THIS CASE A WATER LINE)	ABANDONED 8" W
UTILITY LINE (CABLE TV)	TV
UTILITY LINE (ELECTRIC)	E
UTILITY LINE (FIBER OPTIC)	FO
UTILITY LINE (GAS)	G
UTILITY LINE (HIGH VOLTAGE OVERHEAD POWER)	HVOP
UTILITY LINE (OVERHEAD POWER)	OP
UTILITY LINE (OVERHEAD TELEPHONE)	OIT
UTILITY LINE (SANITARY SEWER)	8" SAN
UTILITY LINE (SANITARY SEWER FORCE MAIN)	8" SM
UTILITY LINE (SANITARY SEWER SERVICE)	SS
UTILITY LINE (STORM SEWER)	8" STM
UTILITY LINE (STORM SEWER, PERFORATED)	8" PERP
UTILITY LINE (STORM/SANITARY SEWER SEWER COMBINATION)	8" COMB
UTILITY LINE (TELEPHONE)	T
UTILITY LINE (WATER)	8" W

SYMBOLS

BENCH MARK	⊕
CATCH BASIN	⊞
CLEAN OUT	⊞
CURB STOP	+
FIRE HYDRANT	⊕
GUY WIRE ANCHOR	→
HEADGATE	⊞
IRRIGATION PUMP	⊞
MAILBOX	⊞
MANHOLE (ELECTRIC)	⊕
MANHOLE (GAS)	⊕
MANHOLE (SANITARY/STORM)	⊕
MANHOLE (TELEPHONE)	⊕
MANHOLE (TV)	⊕
MANHOLE (WATER)	⊕
METER (GAS)	⊕
METER (WATER)	⊕
PEDESTAL (TELEPHONE)	⊕
PEDESTAL (TV)	⊕
PROPERTY PIN	⊕
PULL BOX	⊕
REDUCER FITTING	⊕
SIGN OR POST (SIGN TYPE NOTED)	⊕
SPRINKLER HEAD	⊕
STREET LIGHT	⊕
SURVEY MONUMENT (CITY)	⊕
SURVEY MONUMENT (TYPE NOTED)	⊕
TEST HOLE	⊕
TRAFFIC PAINT MARKING	→
TRAFFIC SIGNAL POLE AND MAST ARM	→
UTILITY POLE	⊕
VALVE (GAS)	⊕
VALVE (IRRIGATION)	⊕
VALVE (WATER)	⊕
VEGETATION (HEDGE OR BUSH)	⊕
VEGETATION (TREE STUMP)	⊕
VEGETATION (TREE) (CALIPER SIZE NOTED)	⊕
WATER HYDRANT	⊕
WEIR	⊕
YARD LIGHT	⊕



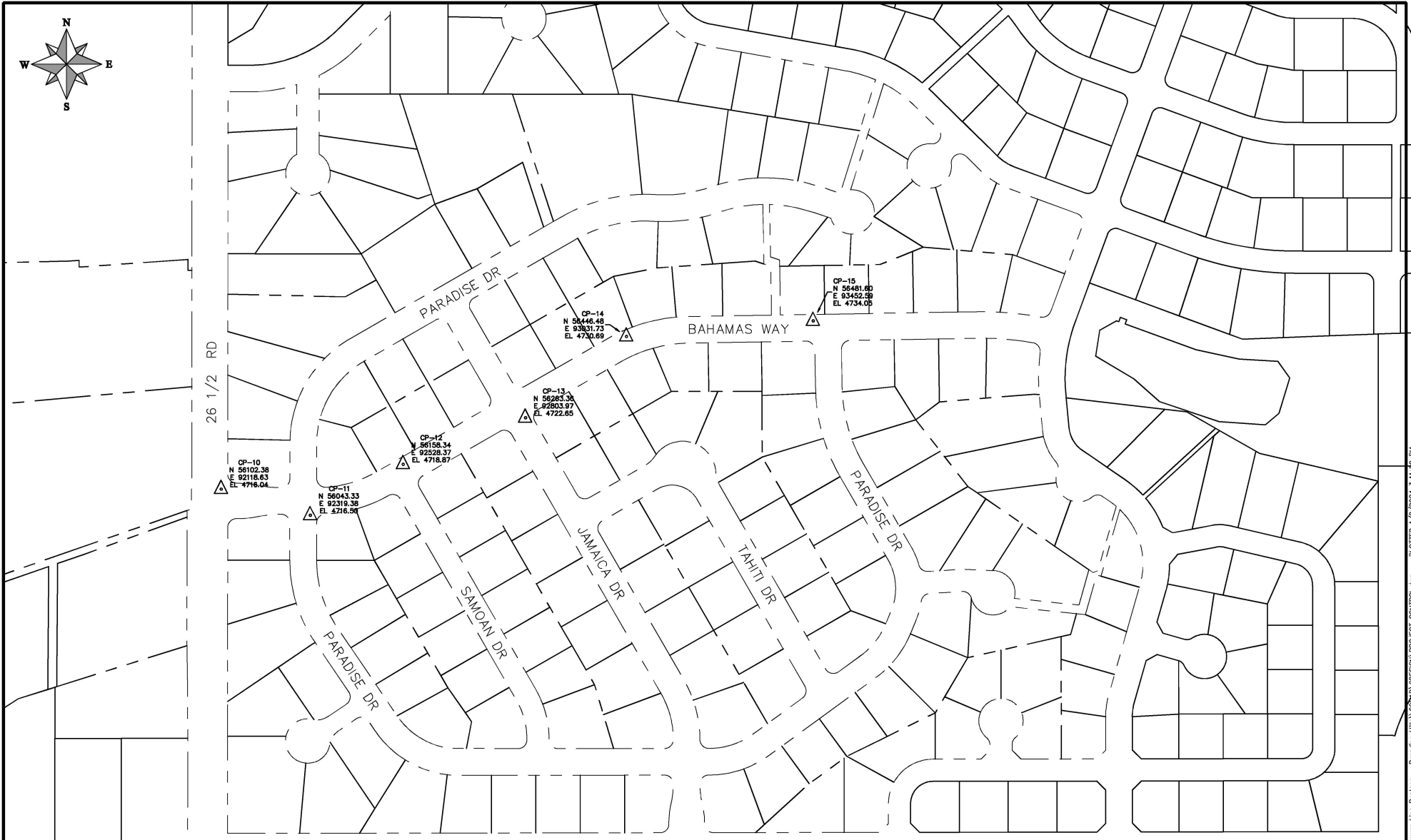
REVISION	DESCRIPTION	DATE	DRAWN BY	DATE
REV. 1			D.J.M.	01/2024
REV. 2			D.J.M.	01/2024
REV. 3			T.T.	01/2024
REV. 4			J.I.	01/2024

SEE PLAN FOR SCALE INFO



PUBLIC WORKS ENGINEERING DIVISION
PROJECT NO. F001642

SEWER LINE REPLACEMENT – PARADISE HILLS
STANDARD ABBREVIATIONS LEGENDS AND SYMBOLS
January 2, 2024



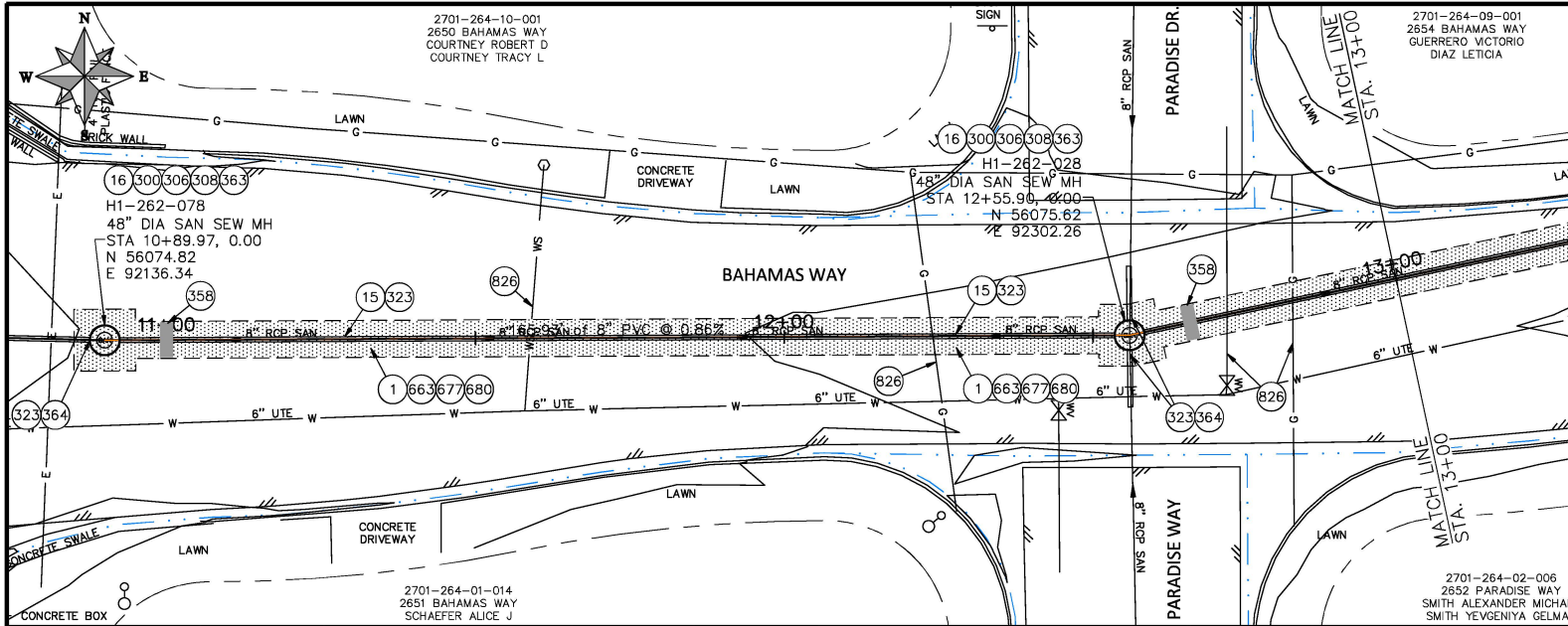
REVISION	DESCRIPTION	DATE	DRAWN BY	DATE
REV 1			D.J.M.	01/2024
REV 2			D.J.M.	01/2024
REV 3			J.L.	01/2024
REV 4			J.L.	01/2024

SCALE	PLAN & PROFILE
0' 10' 20'	0' 10' 20'

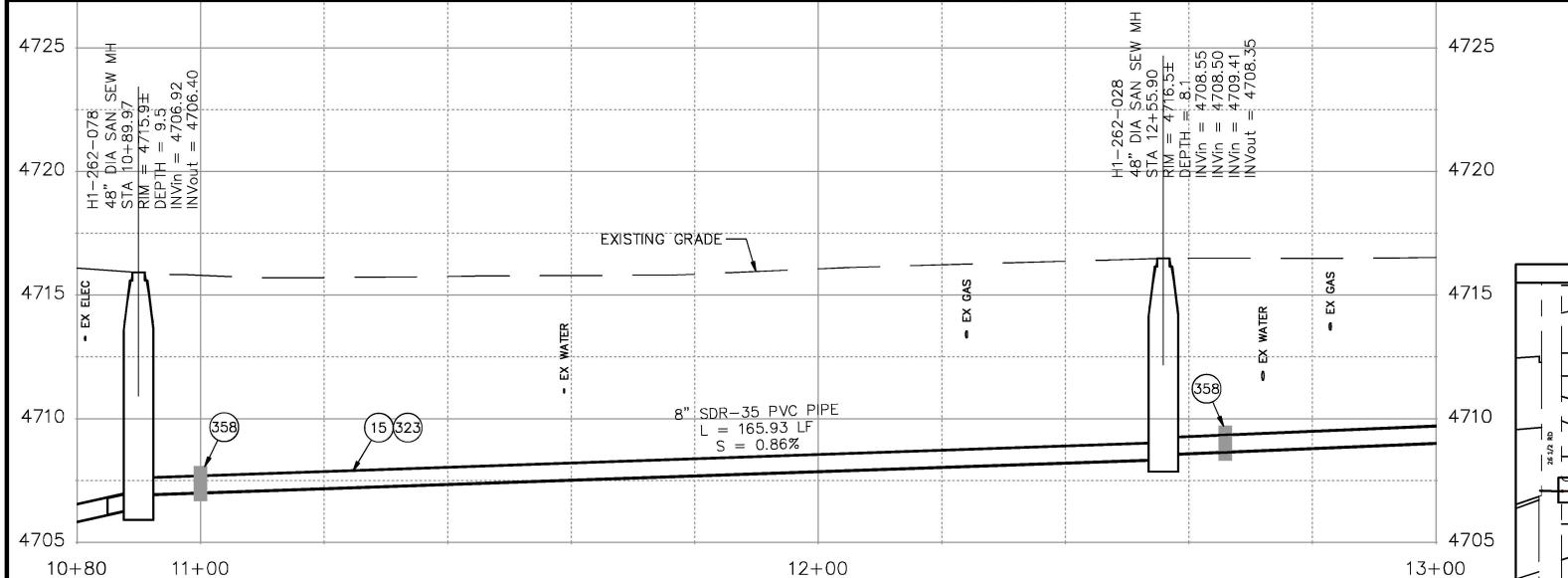


**PUBLIC WORKS
ENGINEERING DIVISION**
PROJECT NO. F001642

SEWER LINE REPLACEMENT - PARADISE HILLS
PROJECT CONTROL
January 2, 2024



CONSTRUCTION NOTES	
1	206 - REMOVAL OF ASPHALT MAT. CUT AND REMOVE ASPHALT AS SHOWN (INDICATED BY DOT HATCH PATTERN)
15	202 - REMOVAL OF PIPE AS SHOWN. (SIZE AND TYPE AS SHOWN ON PLAN)
16	202 - REMOVAL OF MANHOLE. CONTRACTOR SHALL SALVAGE RING AND COVER AND DELIVER TO CITY SHOPS.
300	102.11/108.5 - SANITARY SEWER BASIC MANHOLE (48" I.D.). INCLUDES CONNECTION OF ADJACENT SEWER LINE, FORMING INVERTS AND ADJUSTING TO FINAL GRADE. (SEE CITY OF GRAND JUNCTION STANDARD DETAIL SS-02)
306	102.11/108.5 - MANHOLE BARREL SECTION (D=5') (48" I.D.).
308	102.11/108.5 - MANHOLE INTERIOR CORROSION PROTECTION (CASTORA ECODEUR 201 PROTECTIVE COATING OR APPROVED EQUAL) (PROTECTIVE COATING SHALL BE APPLIED TO PREPARED MANHOLE INVERT, BENCH, BARRELS, AND CONE SECTIONS. MANHOLE INVERTS AND BENCHES SHALL BE COATED PRIOR TO WASTEWATER INTRODUCTION)
323	102.9/108.2 - 8" GRAVITY SEWER PIPE (SDR 35 PVC). INCLUDES TYPE A BEDDING AND HAUNCHING MATERIAL AND BACKFILL OF TRENCH WITH NATIVE MATERIALS MEETING 103.16 EARTH BACKFILL MATERIAL.
358	103 - CLAY CUT-OFF WALL (INCIDENTAL TO SEWER INSTALLATION PAY ITEM)
363	BYPASS PUMPING (AS DEEMED NECESSARY BY THE CITY OR CONTRACTOR)
364	CONNECT TO EXISTING SEWER PIPE. THE CONTRACT PRICE FOR SEWER PIPE SHALL INCLUDE THE COST OF CONNECTION TO EXISTING PIPELINE.
663	304 - AGGREGATE BASE COURSE (CLASS B) (6" THICK)
677	401.08 - HOT BITUMINOUS PAVEMENT (2" THICK) (GRADING SX, BINDER GRADE PG 64-22) (ONE 2" LIFT)
680	401.08 - HOT BITUMINOUS PAVEMENT (PATCHING) (2" THICK) (GRADING SX, BINDER GRADE PG 64-22, GYR = 75) (ONE 2" LIFT TOP MAT) (1-TOP PATCH) (SEE CITY STD. DETAIL GU-03)
826	PROTECT EXISTING UTILITY LINE IN PLACE.

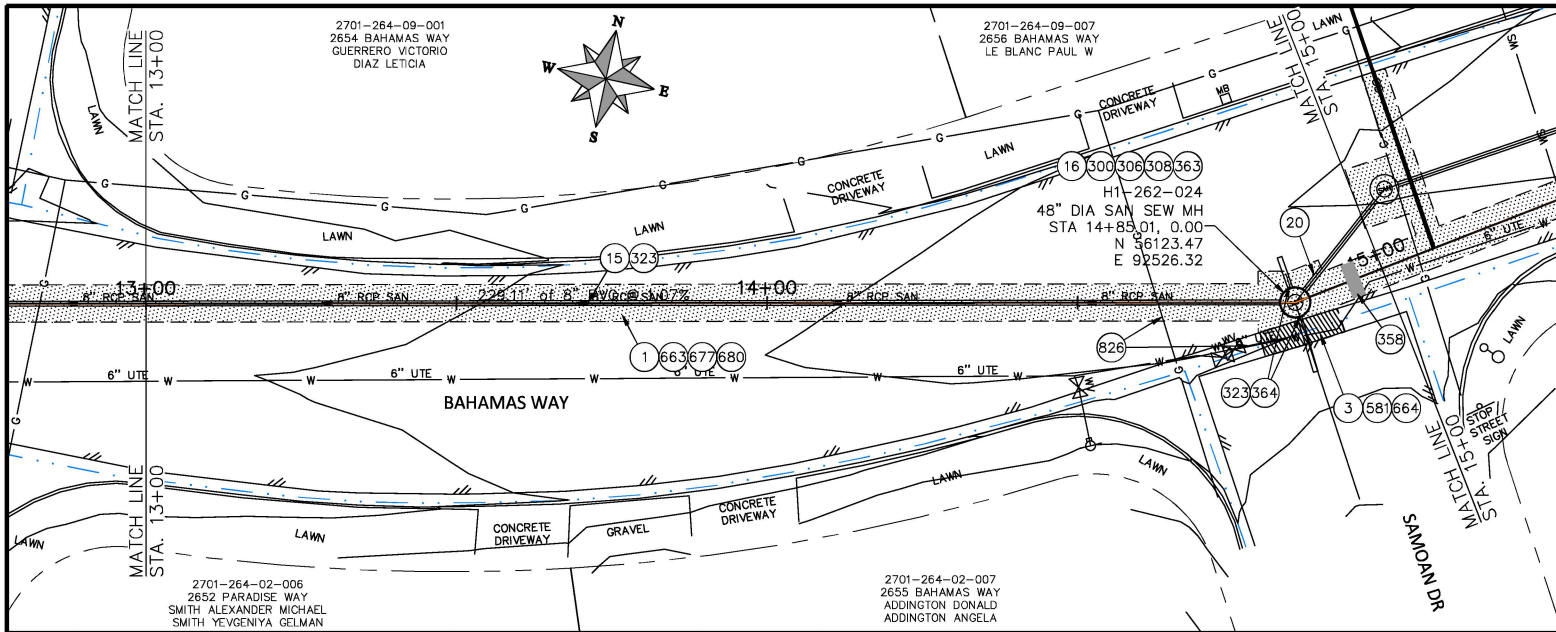


REVISION	DESCRIPTION	DATE	DRAWN BY	DATE	SCALE:
REV 1			D.J.M.	01/2024	PLAN & PROFILE
REV 2			D.J.M.	01/2024	1" = 40'
REV 3			J.L.	01/2024	1" = 20'
REV 4			J.L.	01/2024	1" = 10'

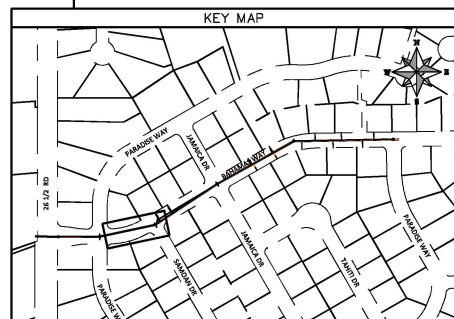
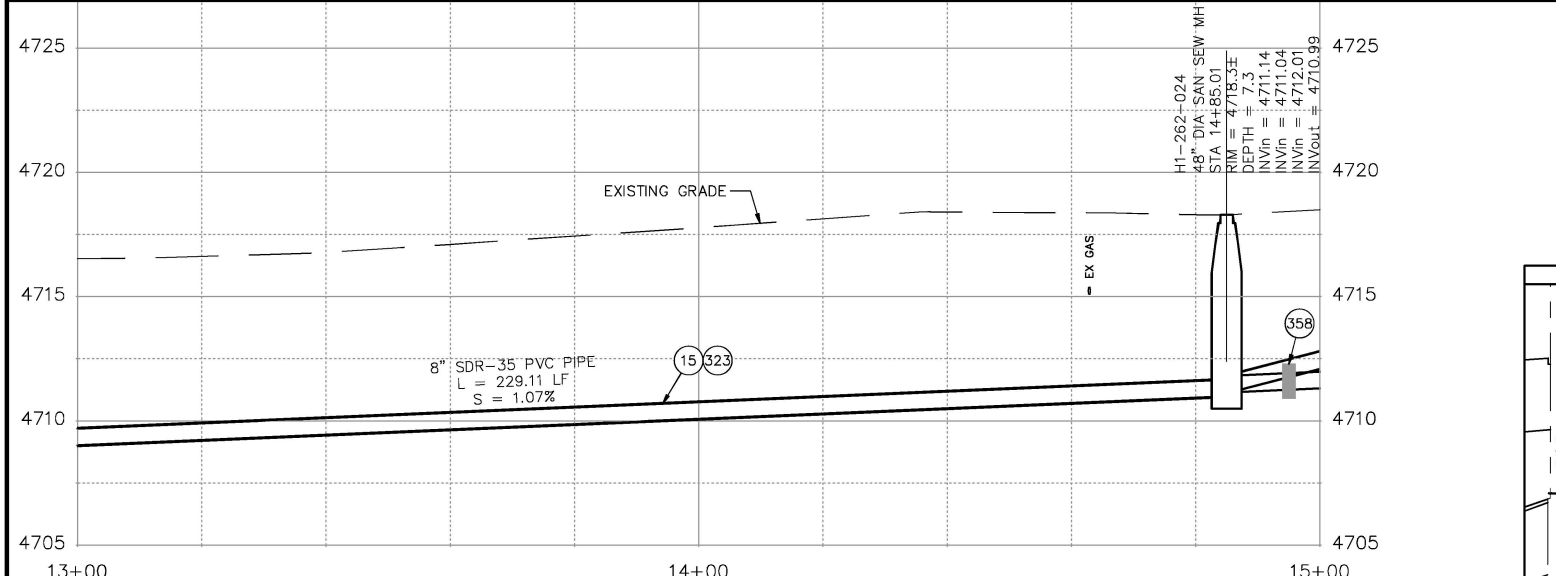


PUBLIC WORKS
ENGINEERING DIVISION
PROJECT NO. F001642

SEWER LINE REPLACEMENT - PARADISE HILLS
UTILITY PLAN AND PROFILE - 1
January 2, 2024



- CONSTRUCTION NOTES**
- 202 - REMOVAL OF ASPHALT MAT. AND REMOVE ASPHALT AS SHOWN. (INDICATED BY DOT HATCH PATTERN)
 - 202 - REMOVAL OF CONCRETE. SAW CUT AND REMOVE CONCRETE AS SHOWN. (INDICATED BY CROSS HATCH PATTERN) INCLUDES BUT NOT LIMITED TO CURB, OUTER, SIDEWALK, DRIVEWAY, SLABS, V-PAN, CURB RAMPS, INTERSECTION CORNERS, APRONS, AND LANDSCAPE BORDERS
 - 202 - REMOVAL OF PIPE AS SHOWN. (SIZE AND TYPE AS SHOWN ON PLAN)
 - 202 - REMOVAL OF MANHOLE. CONTRACTOR SHALL SALVAGE RING AND COVER AND DELIVER TO CITY SHOPS.
 - 202 - ABANDON PIPE. ABANDON BY PLUGGING REMAINING ENDS WITH CONCRETE.
 - 102.11/108.5 - SANITARY SEWER BASIC MANHOLE (48" I.D.). INCLUDES CONNECTION OF ADJACENT SEWER LINE, FORMING INVERTS AND ADJUSTING TO FINAL GRADE. (SEE CITY OF GRAND JUNCTION STANDARD DETAIL SS-02).
 - 102.11/108.5 - MANHOLE BARREL SECTION (D35) (48" I.D.).
 - 102.11/108.5 - MANHOLE INTERIOR CORROSION PROTECTION (CASTAGRA ECODEUR 201 PROTECTIVE COATING OR APPROVED EQUAL). (PROTECTIVE COATING SHALL BE APPLIED TO PREPARED MANHOLE INVERT, BENCH, BARRELS, AND CONE SECTIONS. MANHOLE INVERTS AND BENCHES SHALL BE COATED PRIOR TO WASTEWATER INTRODUCTION)
 - 102.9/108.2 - 8" GRAVITY SEWER PIPE (SDR 35 PVC). INCLUDES TYPE A BEDDING AND FINISHING MATERIAL AND BACKFILL OF TRENCH WITH NATIVE MATERIALS MEETING 103.16 EARTH BACKFILL MATERIAL.
 - 103 - CLAY CUT-OFF WALL (INCIDENTAL TO SEWER INSTALLATION PAY ITEM)
 - BYPASS PUMPING (AS DEEMED NECESSARY BY THE CITY OR CONTRACTOR)
 - CONNECT TO EXISTING SEWER PIPE. THE CONTRACT PRICE FOR SEWER PIPE SHALL INCLUDE THE COST OF CONNECTION TO EXISTING PIPELINE.
 - 608.06 - CONCRETE DRAINAGE PAN (6" WIDE) (8" THICK MIN.)
 - 304 - AGGREGATE BASE COURSE (CLASS 8) (6" THICK)
 - 304 - AGGREGATE BASE COURSE (CLASS 8) (12" THICK)
 - 401.08 - HOT BITUMINOUS PAVEMENT (2" THICK) (GRADING SIX, BINDER GRADE PG 84-22) (ONE 2" LIFT)
 - 401.08 - HOT BITUMINOUS PAVEMENT (PATCHING) (2" THICK) (GRADING SIX, BINDER GRADE PG 84-22, GIR = 75) (ONE 2" LIFT TOP MAT) (1-TOP PATCH) (SEE CITY STD. DETAIL GU-03)
 - PROTECT EXISTING UTILITY LINE IN PLACE.

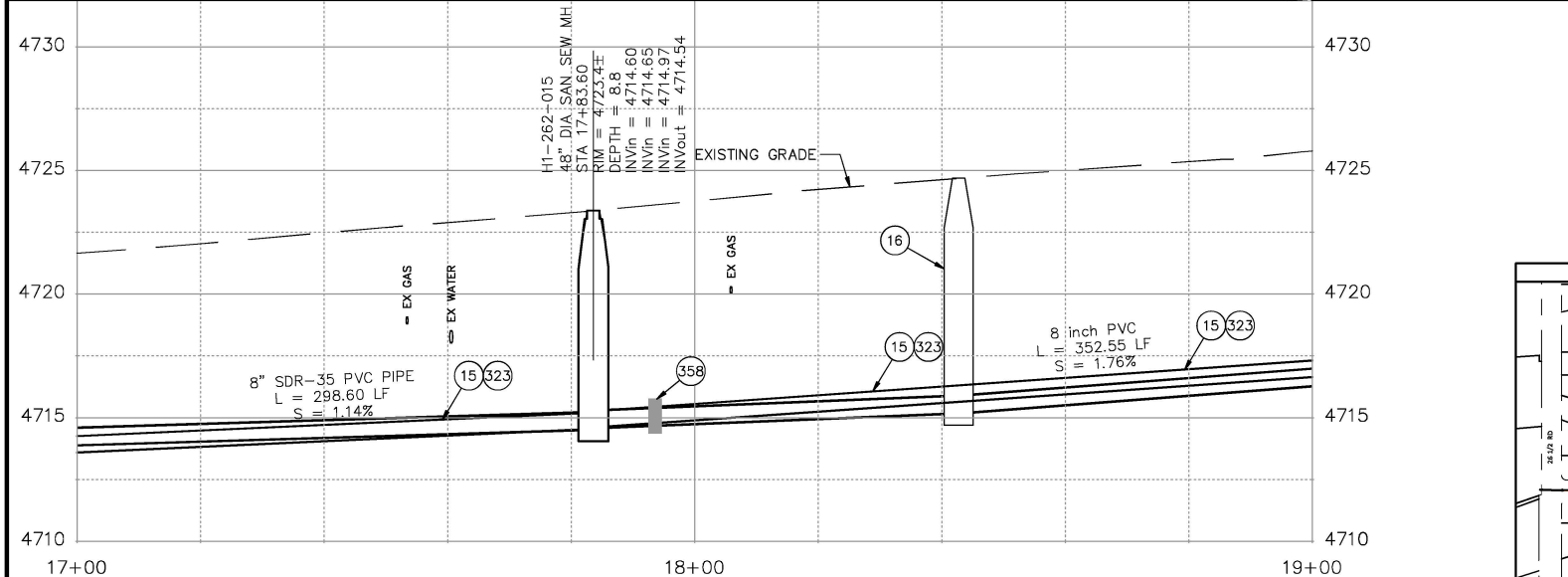
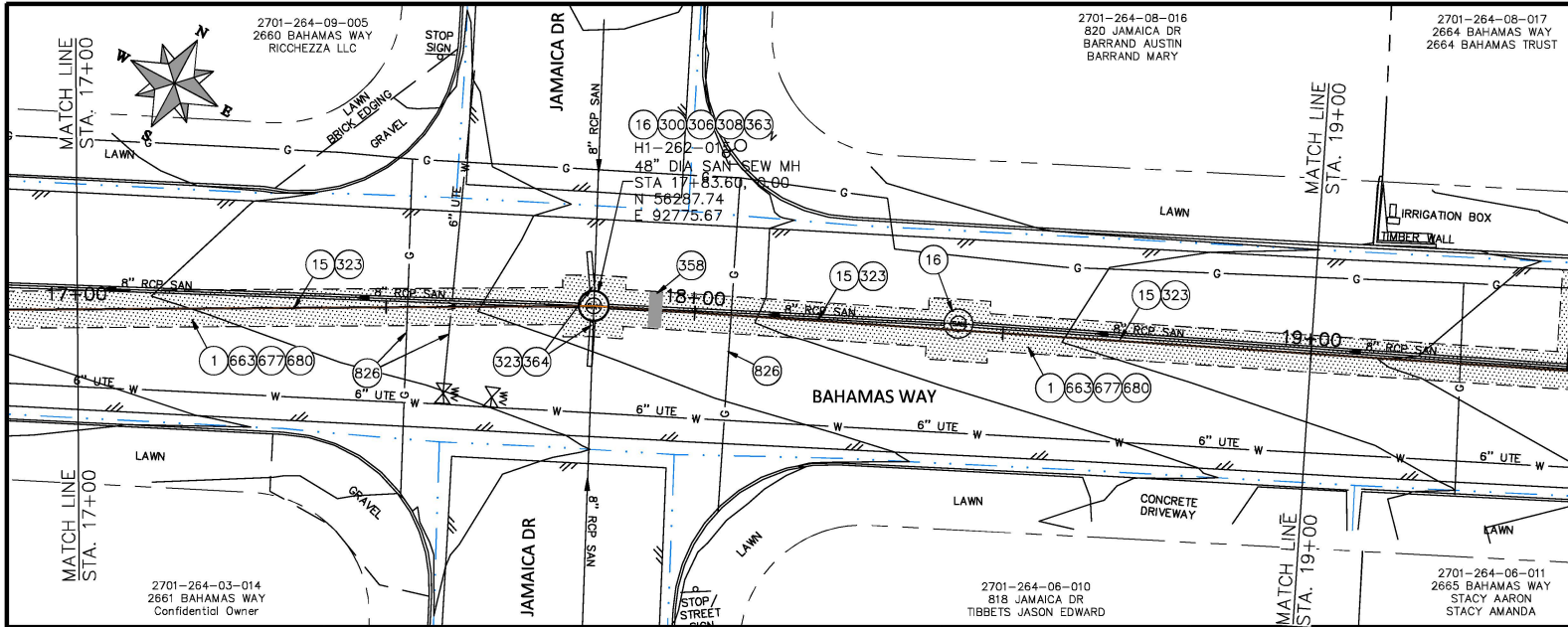


REVISION	DESCRIPTION	DATE	DRAWN BY	DATE	DESIGNED BY	DATE	CHECKED BY	DATE	APPROVED BY	DATE
REV 1			D.J.M.	01/2024						
REV 2				01/2024						
REV 3				01/2024						
REV 4				01/2024						

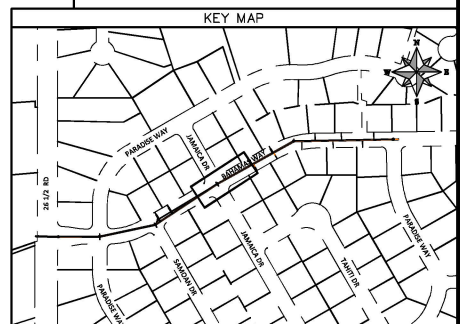


**PUBLIC WORKS
ENGINEERING DIVISION**
PROJECT NO. F001642

**SEWER LINE REPLACEMENT - PARADISE HILLS
UTILITY PLAN AND PROFILE - 2**
January 2, 2024



- ### CONSTRUCTION NOTES
- 1 202 - REMOVAL OF ASPHALT MAT, CUT AND REMOVE ASPHALT AS SHOWN. (INDICATED BY DOT HATCH PATTERN)
 - 3 202 - REMOVAL OF CONCRETE, SAW CUT AND REMOVE CONCRETE AS SHOWN. (INDICATED BY CROSS HATCH PATTERN) INCLUDES BUT NOT LIMITED TO CURB, OUTER, SIDEWALK, DRIVEWAY, SLABS, V-PAN, CURB RAMPS, INTERSECTION CORNERS, APRONS, AND LANDSCAPE BORDERS
 - 15 202 - REMOVAL OF PIPE AS SHOWN. (SIZE AND TYPE AS SHOWN ON PLAN)
 - 16 202 - REMOVAL OF MANHOLE. CONTRACTOR SHALL SALVAGE RING AND COVER AND DELIVER TO CITY SHOPS.
 - 17 202 - REMOVE MANHOLE CONE SECTION, RING, AND COVER. CONTRACTOR SHALL SALVAGE RING AND COVER AND DELIVER TO CITY SHOPS. CONTRACTOR SHALL FILL REMAINING BARREL SECTIONS WITH FLOW FILL MATERIAL.
 - 20 202 - ABANDON PIPE. ABANDON BY PLUGGING REMAINING ENDS WITH CONCRETE.
 - 300 102.11/108.5 - SANITARY SEWER BASIC MANHOLE (48" I.D.). INCLUDES CONNECTION OF ADJACENT SEWER LINE, FORMING INVERTS AND ADJUSTING TO FINAL GRADE. (SEE CITY OF GRAND JUNCTION STANDARD DETAIL SS-02)
 - 306 102.11/108.5 - MANHOLE BARREL SECTION (D=5) (48" I.D.).
 - 308 102.11/108.5 - MANHOLE INTERIOR CORROSION PROTECTION (CASTAGRA ECODUR 201 PROTECTIVE COATING OR APPROVED EQUAL) (PROTECTIVE COATING SHALL BE APPLIED TO PREPARED MANHOLE INVERT, BENCH, BARRELS, AND CONE SECTIONS. MANHOLE INVERTS AND BENCHES SHALL BE COATED PRIOR TO WASTEWATER INTRODUCTION)
 - 323 102.8/108.2 - 8" GRAVITY SEWER PIPE (SDR 35 PVC). INCLUDES TYPE A BEDDING AND HAUNCHING MATERIAL AND BACKFILL OF TRENCH WITH NATIVE MATERIALS MEETING 103.16 EARTH BACKFILL MATERIAL.
 - 333 102.8/108.2 - 4" SEWER SERVICE PIPE (SDR 35 PVC). INCLUDES TYPE A BEDDING AND HAUNCHING MATERIAL, BACKFILL OF TRENCH WITH NATIVE MATERIALS MEETING 103.16 EARTH BACKFILL MATERIAL.
 - 347 102.8/108.2 - 8" x 4" SEWER SERVICE TAP. FULL BODY WYE (SEE STD. DETAIL SS-06)
 - 358 103 - CLAY CUT-OFF WALL (INCIDENTAL TO SEWER INSTALLATION PAY ITEM)
 - 363 BYPASS PUMPING (AS DEEMED NECESSARY BY THE CITY OR CONTRACTOR)
 - 364 CONNECT TO EXISTING SEWER PIPE. THE CONTRACT PRICE FOR SEWER PIPE SHALL INCLUDE THE COST OF CONNECTION TO EXISTING PIPELINE.
 - 581 608.06 - CONCRETE DRAINAGE PAN (6" WIDE) (6" THICK MIN.)
 - 663 304 - AGGREGATE BASE COURSE (CLASS B) (6" THICK)
 - 664 304 - AGGREGATE BASE COURSE (CLASS B) (12" THICK)
 - 677 401.08 - HOT BITUMINOUS PAVEMENT (2" THICK) (GRADING SX, BINDER GRADE PG 64-22) (ONE 2" LIFT)
 - 680 401.08 - HOT BITUMINOUS PAVEMENT (PATCHING) (2" THICK) (GRADING SX, BINDER GRADE PG 64-22, GYR = 75) (ONE 2" LIFT TOP MAT) (T-TOP PATCH) (SEE CITY STD. DETAIL 91-03)
 - 826 PROTECT EXISTING UTILITY LINE IN PLACE.

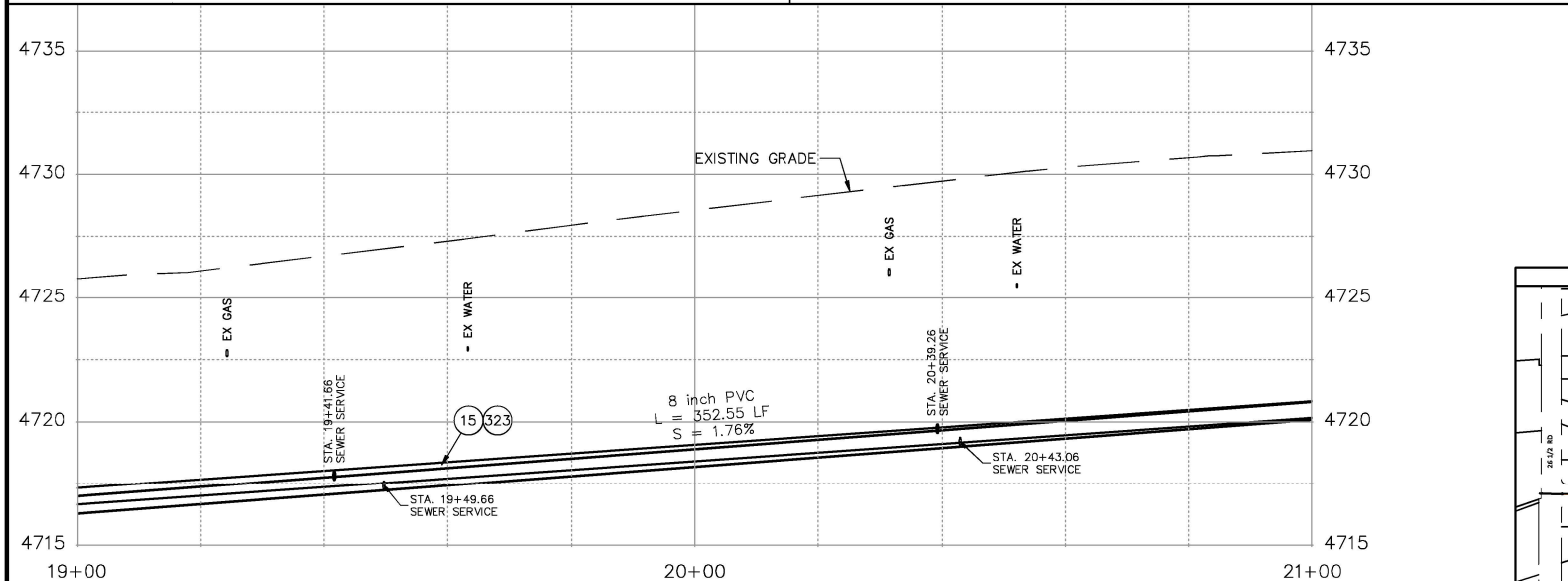
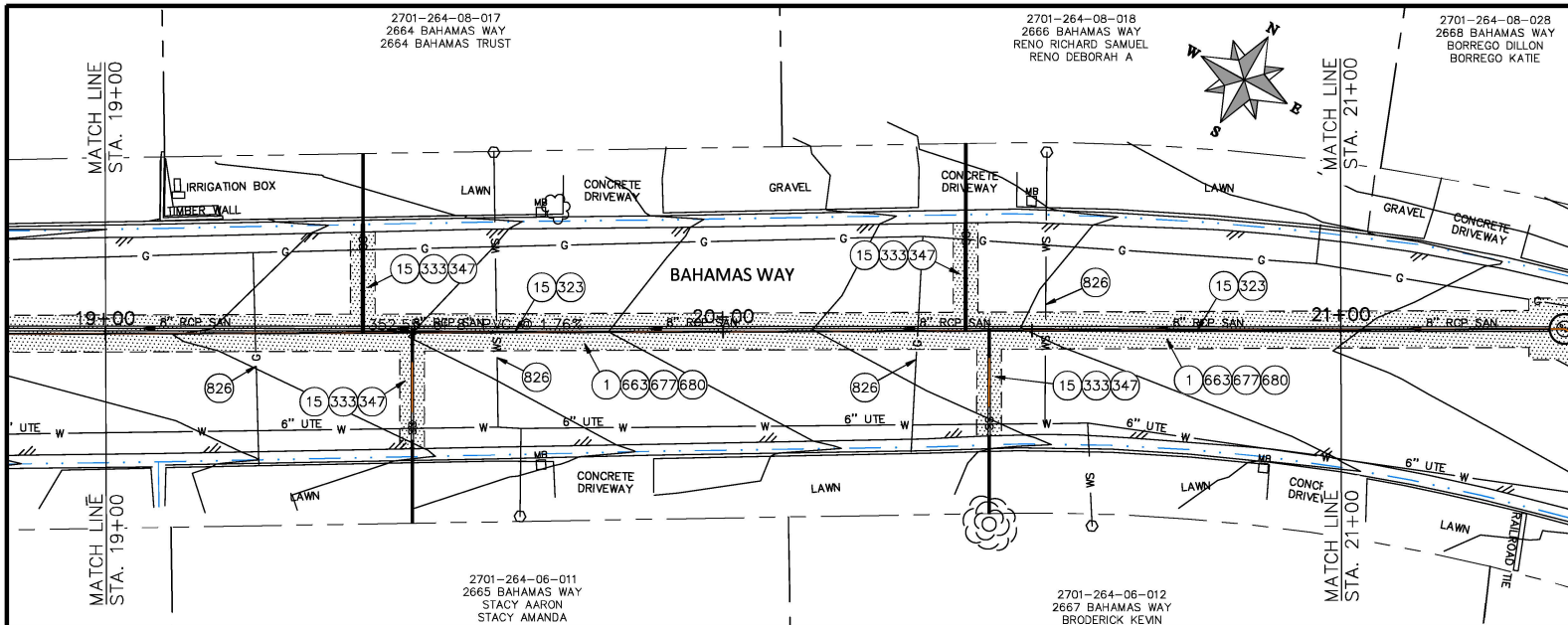


REVISION	DESCRIPTION	DATE	DRAWN BY	DATE
REV. 1			D.J.M.	01/2024
REV. 2			D.J.M.	01/2024
REV. 3			J.L.	01/2024
REV. 4			J.L.	01/2024

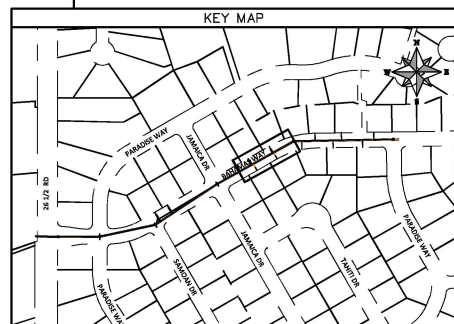
CITY OF Grand Junction COLORADO
PUBLIC WORKS ENGINEERING DIVISION
 PROJECT NO. F001642

SEWER LINE REPLACEMENT - PARADISE HILLS
UTILITY PLAN AND PROFILE - 4
January 2, 2024

7



- CONSTRUCTION NOTES**
- 1 202 - REMOVAL OF ASPHALT MAT, CUT AND REMOVE ASPHALT AS SHOWN. (INDICATED BY DOT HATCH PATTERN)
 - 3 202 - REMOVAL OF CONCRETE, SAW CUT AND REMOVE CONCRETE AS SHOWN. (INDICATED BY CROSS HATCH PATTERN) INCLUDES BUT NOT LIMITED TO CURB, OUTER, SIDEWALK, DRIVEWAY, SLABS, V-PAN, CURB RAMPS, INTERSECTION CORNERS, APRONS, AND LANDSCAPE BORDERS
 - 15 202 - REMOVAL OF PIPE AS SHOWN. (SIZE AND TYPE AS SHOWN ON PLAN)
 - 16 202 - REMOVAL OF MANHOLE. CONTRACTOR SHALL SALVAGE RING AND COVER AND DELIVER TO CITY SHOPS.
 - 17 202 - REMOVE MANHOLE CONE SECTION, RING, AND COVER. CONTRACTOR SHALL SALVAGE RING AND COVER AND DELIVER TO CITY SHOPS. CONTRACTOR SHALL FILL REMAINING BARREL SECTIONS WITH FLOW FILL MATERIAL.
 - 20 202 - ABANDON PIPE. ABANDON BY PLUGGING REMAINING ENDS WITH CONCRETE.
 - 300 102.11/108.5 - SANITARY SEWER BASIC MANHOLE (48" I.D.). INCLUDES CONNECTION OF ADJACENT SEWER LINE, FORMING INVERTS AND ADJUSTING TO FINAL GRADE. (SEE CITY OF GRAND JUNCTION STANDARD DETAIL SS-02)
 - 306 102.11/108.5 - MANHOLE BARREL SECTION (D=5) (48" I.D.).
 - 308 102.11/108.5 - MANHOLE INTERIOR CORROSION PROTECTION (CASTAGRA ECOLUR 201 PROTECTIVE COATING OR APPROVED EQUAL) (PROTECTIVE COATING SHALL BE APPLIED TO PREPARED MANHOLE INVERT, BENCH, BARRELS, AND CONE SECTIONS. MANHOLE INVERTS AND BENCHES SHALL BE COATED PRIOR TO WASTEWATER INTRODUCTION)
 - 323 102.9/108.2 - 8" GRAVITY SEWER PIPE (SDR 35 PVC) INCLUDES TYPE A BEDDING AND HAUNCHING MATERIAL AND BACKFILL OF TRENCH WITH NATIVE MATERIALS MEETING 103.16 EARTH BACKFILL MATERIAL.
 - 333 102.9/108.2 - 4" SEWER SERVICE PIPE (SDR 35 PVC) INCLUDES TYPE A BEDDING AND HAUNCHING MATERIAL, BACKFILL OF TRENCH WITH NATIVE MATERIALS MEETING 103.16 EARTH BACKFILL MATERIAL.
 - 347 102.9/108.2 - 6" x 4" SEWER SERVICE TAP. FULL BODY WYE (SEE STD. DETAIL SS-06)
 - 358 103 - CLAY CUT-OFF WALL (INCIDENTAL TO SEWER INSTALLATION PAY ITEM)
 - 363 BYPASS PUMPING (AS DEEMED NECESSARY BY THE CITY OR CONTRACTOR)
 - 364 CONNECT TO EXISTING SEWER PIPE. THE CONTRACT PRICE FOR SEWER PIPE SHALL INCLUDE THE COST OF CONNECTION TO EXISTING PIPELINE.
 - 581 608.06 - CONCRETE DRAINAGE PAN (6" WIDE) (6" THICK MIN.)
 - 663 304 - AGGREGATE BASE COURSE (CLASS 6) (6" THICK)
 - 664 304 - AGGREGATE BASE COURSE (CLASS 6) (12" THICK)
 - 677 401.08 - HOT BITUMINOUS PAVEMENT (2" THICK) (GRADING SX, BINDER GRADE PG 64-22) (ONE 2" LIFTS)
 - 680 401.08 - HOT BITUMINOUS PAVEMENT (PATCHING) (2" THICK) (GRADING SX, BINDER GRADE PG 64-22, GYR = 75) (ONE 2" LIFT TOP MAT) (T-TOP PATCH) (SEE CITY STD. DETAIL 91-03)
 - 826 PROTECT EXISTING UTILITY LINE IN PLACE.



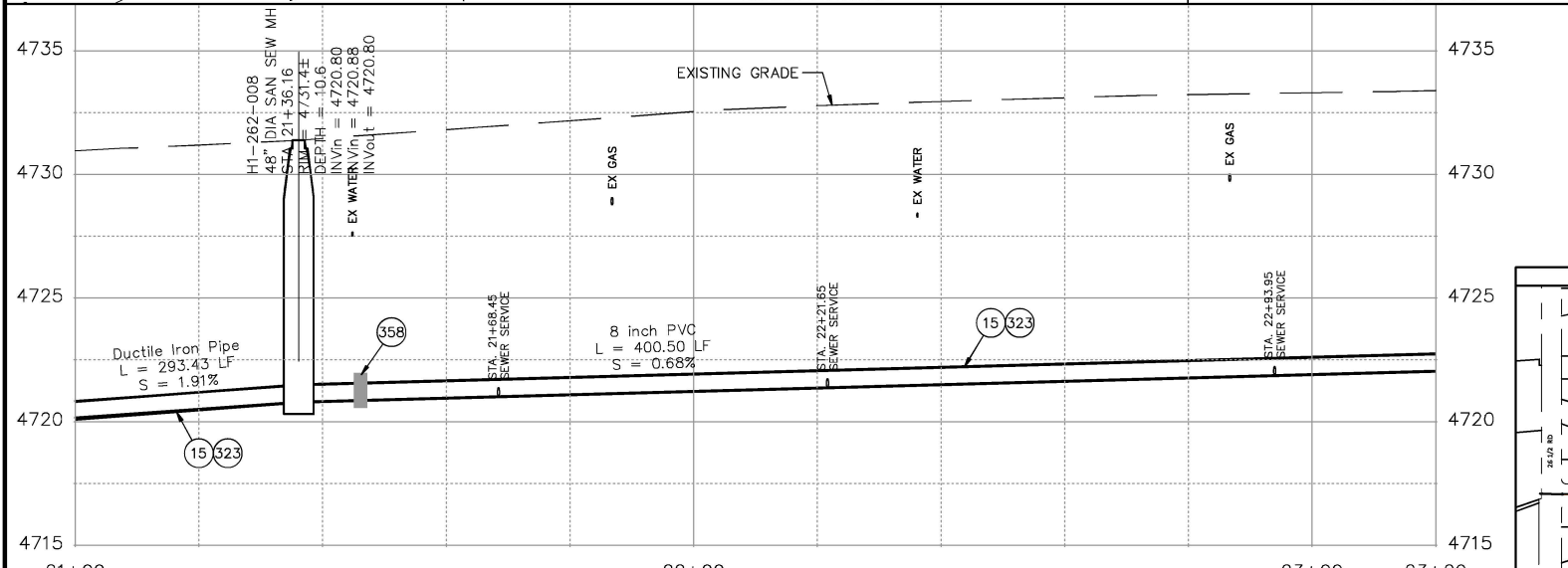
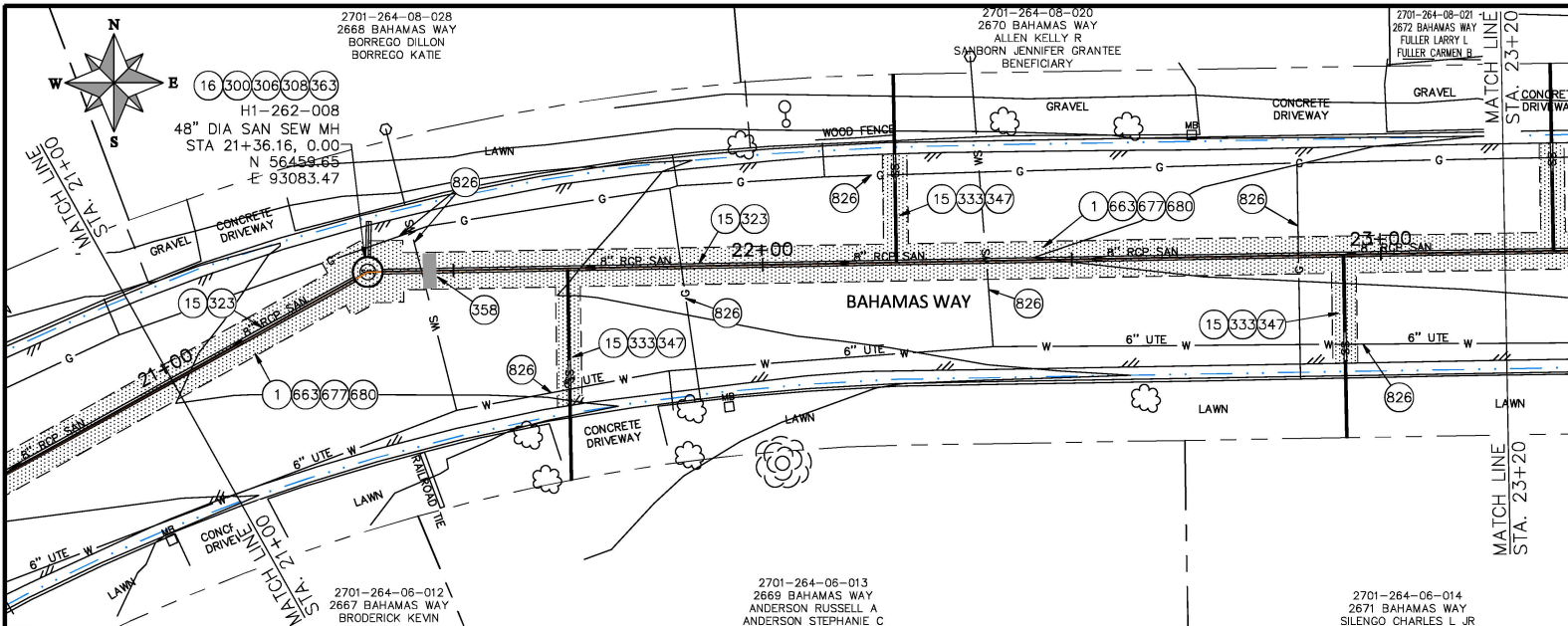
REVISION	DESCRIPTION	DATE	DRAWN BY	DATE	DESIGNED BY	DATE	CHECKED BY	DATE	APPROVED BY	DATE
REV. 1			D.J.M.	01/2024						
REV. 2				01/2024						
REV. 3				01/2024						
REV. 4				01/2024						

SCALES:
 PLAN & PROFILE
 0' = 1" HORIZONTAL
 0' = 1" VERTICAL

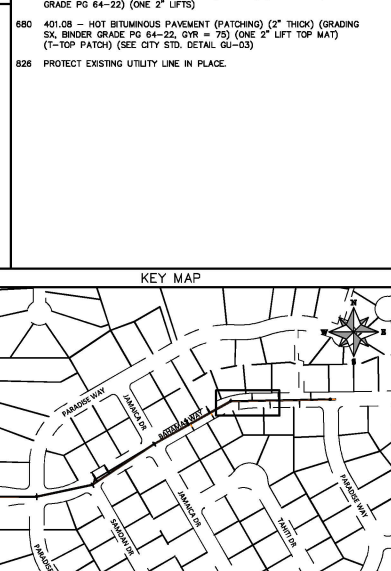
CITY OF Grand Junction COLORADO

PUBLIC WORKS ENGINEERING DIVISION
 PROJECT NO. F001642

SEWER LINE REPLACEMENT - PARADISE HILLS
 UTILITY PLAN AND PROFILE - 5
 January 2, 2024



- ### CONSTRUCTION NOTES
- 202 - REMOVAL OF ASPHALT MAT. CUT AND REMOVE ASPHALT AS SHOWN. (INDICATED BY DOT HATCH PATTERN)
 - 202 - REMOVAL OF CONCRETE. SAW CUT AND REMOVE CONCRETE AS SHOWN. (INDICATED BY CROSS HATCH PATTERN) INCLUDES BUT NOT LIMITED TO CURB, GUTTER, SIDEWALK, DRIVEWAY, SLABS, V-PAN, CURB RAMPS, INTERSECTION APRONS, AND LANDSCAPE BORDERS
 - 202 - REMOVAL OF PIPE AS SHOWN. (SIZE AND TYPE AS SHOWN ON PLAN)
 - 202 - REMOVAL OF MANHOLE. CONTRACTOR SHALL SALVAGE RING AND COVER AND DELIVER TO CITY SHOPS.
 - 202 - REMOVE MANHOLE CONE SECTION, RING, AND COVER. CONTRACTOR SHALL SALVAGE RING AND COVER AND DELIVER TO CITY SHOPS. INTERSECTION CORNERS, APRONS, AND LANDSCAPE BORDERS WITH FLOW FILL MATERIAL.
 - 202 - ABANDON PIPE. ABANDON BY PLUGGING REMAINING ENDS WITH CONCRETE.
 - 102.11/108.5 - SANITARY SEWER BASIC MANHOLE (48" I.D.). INCLUDES CONNECTION OF ADJACENT SEWER LINE, FORMING INVERTS AND ADJUSTING TO FINAL GRADE. (SEE CITY OF GRAND JUNCTION STANDARD DETAIL SS-02)
 - 102.11/108.5 - MANHOLE BARREL SECTION (D=5) (48" I.D.).
 - 102.11/108.5 - MANHOLE INTERIOR CORROSION PROTECTION (CASTAGRA EOCUR 201 PROTECTIVE COATING OR APPROVED EQUAL) (PROTECTIVE COATING SHALL BE APPLIED TO PREPARED MANHOLE INVERT, BENCH, BARRELS, AND CONE SECTIONS. MANHOLE INVERTS AND BENCHES SHALL BE COATED PRIOR TO WASTEWATER INTRODUCTION)
 - 102.8/108.2 - 8" GRAVITY SEWER PIPE (SDR 35 PVC) INCLUDES TYPE A BEDDING AND HAUNCHING MATERIAL AND BACKFILL OF TRENCH WITH NATIVE MATERIALS MEETING 103.16 EARTH BACKFILL MATERIAL.
 - 102.8/108.2 - 4" SEWER SERVICE PIPE (SDR 35 PVC) INCLUDES TYPE A BEDDING AND HAUNCHING MATERIAL, BACKFILL OF TRENCH WITH NATIVE MATERIALS MEETING 103.16 EARTH BACKFILL MATERIAL.
 - 102.8/108.2 - 8" x 4" SEWER SERVICE TAP. FULL BODY WYE (SEE STD. DETAIL SS-04)
 - 103 - CLAY CUT-OFF WALL (INCIDENTAL TO SEWER INSTALLATION PAY ITEM)
 - BYPASS PUMPING (AS DEEMED NECESSARY BY THE CITY OR CONTRACTOR)
 - CONNECT TO EXISTING SEWER PIPE. THE CONTRACT PRICE FOR SEWER PIPE SHALL INCLUDE THE COST OF CONNECTION TO EXISTING PIPELINE.
 - 608.06 - CONCRETE DRAINAGE PAN (6" WIDE) (8" THICK MIN.)
 - 604 - AGGREGATE BASE COURSE (CLASS 6) (6" THICK)
 - 304 - AGGREGATE BASE COURSE (CLASS 8) (12" THICK)
 - 401.08 - HOT BITUMINOUS PAVEMENT (2" THICK) (GRADING SX, BINDER GRADE PG 64-22) (ONE 2" LIFTS)
 - 401.08 - HOT BITUMINOUS PAVEMENT (PATCHING) (2" THICK) (GRADING SX, BINDER GRADE PG 64-22, GYR = 75) (ONE 2" LIFT TOP MAT) (1" TOP PATCH) (SEE CITY STD. DETAIL 91-03)
 - 826 PROTECT EXISTING UTILITY LINE IN PLACE.

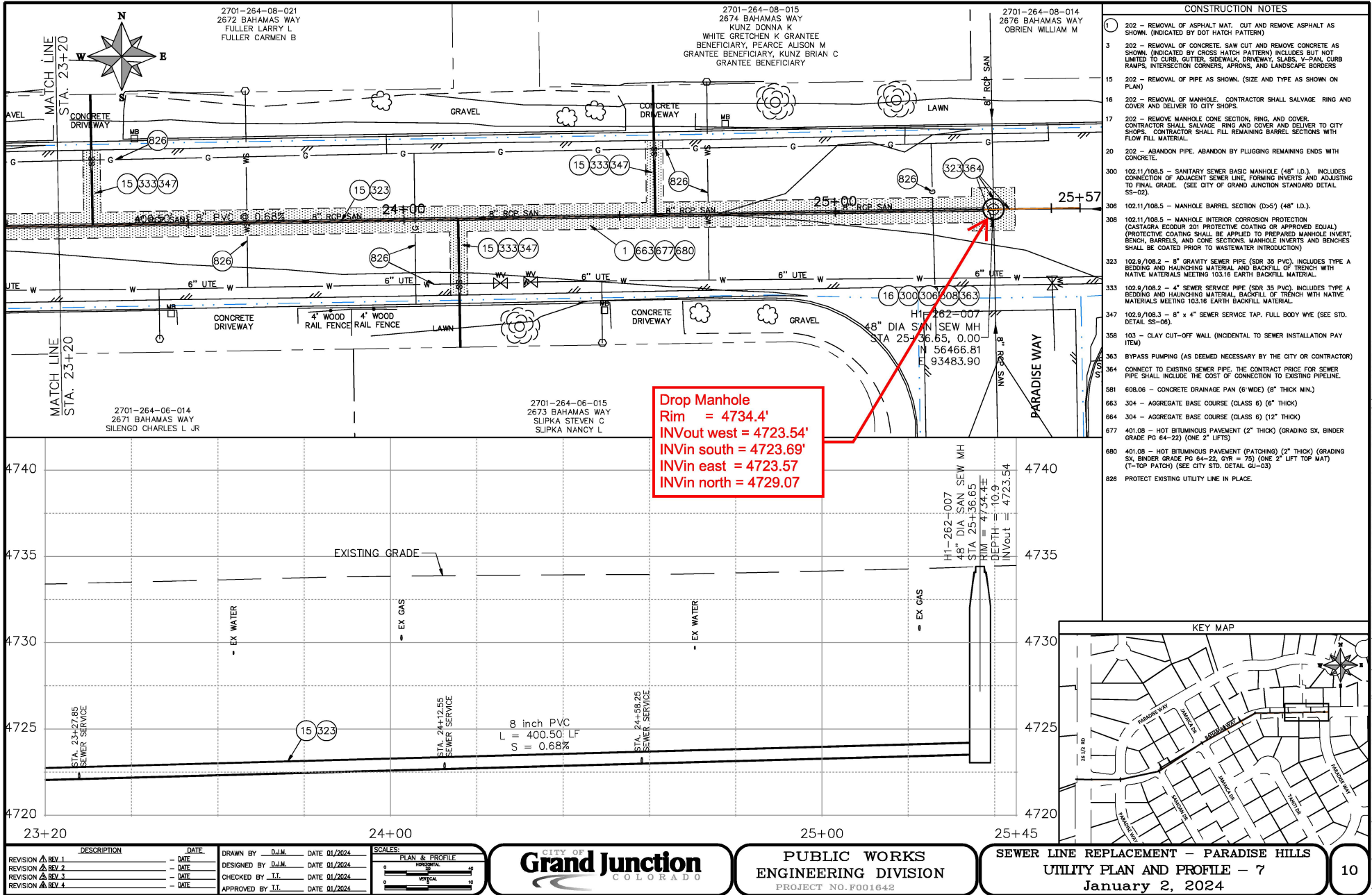


REVISION	DESCRIPTION	DATE	DRAWN BY	DATE	SCALE
REV. 1			D.J.M.	01/2024	PLAN & PROFILE
REV. 2			D.J.M.	01/2024	HORIZONTAL
REV. 3			J.L.	01/2024	VERTICAL
REV. 4			J.L.	01/2024	

CITY OF Grand Junction COLORADO

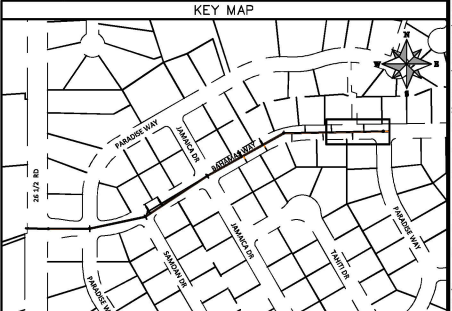
PUBLIC WORKS ENGINEERING DIVISION
PROJECT NO. F001642

SEWER LINE REPLACEMENT - PARADISE HILLS
UTILITY PLAN AND PROFILE - 6
January 2, 2024



- CONSTRUCTION NOTES**
- 1 202 - REMOVAL OF ASPHALT MAT. CUT AND REMOVE ASPHALT AS SHOWN. (INDICATED BY DOT HATCH PATTERN)
 - 3 202 - REMOVAL OF CONCRETE. SAW CUT AND REMOVE CONCRETE AS SHOWN. (INDICATED BY CROSS HATCH PATTERN) INCLUDES BUT NOT LIMITED TO CURB, GUTTER, SIDEWALK, DRIVEWAY, SLABS, V-PAN, CURB RAMPS, INTERSECTION CORNERS, APRONS, AND LANDSCAPE BORDERS
 - 15 202 - REMOVAL OF PIPE AS SHOWN. (SIZE AND TYPE AS SHOWN ON PLAN)
 - 16 202 - REMOVAL OF MANHOLE. CONTRACTOR SHALL SALVAGE RING AND COVER AND DELIVER TO CITY SHOPS.
 - 17 202 - REMOVE MANHOLE CONE SECTION, RING, AND COVER. CONTRACTOR SHALL SALVAGE RING AND COVER AND DELIVER TO CITY SHOPS. CONTRACTOR SHALL FILL REMAINING BARREL SECTIONS WITH FLOW FILL MATERIAL.
 - 20 202 - ABANDON PIPE. ABANDON BY PLUGGING REMAINING ENDS WITH CONCRETE.
 - 300 102.11/108.5 - SANITARY SEWER BASIC MANHOLE (48" I.D.). INCLUDES CONNECTION OF ADJACENT SEWER LINE, FORMING INVERTS AND ADJUSTING TO FINAL GRADE. (SEE CITY OF GRAND JUNCTION STANDARD DETAIL SS-02)
 - 306 102.11/108.5 - MANHOLE BARREL SECTION (D=5) (48" I.D.).
 - 308 102.11/108.5 - MANHOLE INTERIOR CORROSION PROTECTION (CASTAGRA ECODUR 201 PROTECTIVE COATING OR APPROVED EQUAL) (PROTECTIVE COATING SHALL BE APPLIED TO PREPARED MANHOLE INVERT, BENCH, BARRELS, AND CONE SECTIONS. MANHOLE INVERTS AND BENCHES SHALL BE COATED PRIOR TO WASTEWATER INTRODUCTION)
 - 323 102.9/108.2 - 8" GRAVITY SEWER PIPE (SDR 35 PVC). INCLUDES TYPE A BEDDING AND HAUNCHING MATERIAL AND BACKFILL OF TRENCH WITH NATIVE MATERIALS MEETING 103.16 EARTH BACKFILL MATERIAL.
 - 333 102.9/108.2 - 4" SEWER SERVICE PIPE (SDR 35 PVC). INCLUDES TYPE A BEDDING AND HAUNCHING MATERIAL, BACKFILL OF TRENCH WITH NATIVE MATERIALS MEETING 103.16 EARTH BACKFILL MATERIAL.
 - 347 102.9/108.5 - 8" x 4" SEWER SERVICE TAP. FULL BODY WYE (SEE STD. DETAIL SS-06)
 - 358 103 - CLAY CUT-OFF WALL (INCIDENTAL TO SEWER INSTALLATION PATTERN)
 - 364 BYPASS PUMPING (AS DEEMED NECESSARY BY THE CITY OR CONTRACTOR)
 - 364 CONNECT TO EXISTING SEWER PIPE. THE CONTRACT PRICE FOR SEWER PIPE SHALL INCLUDE THE COST OF CONNECTION TO EXISTING PIPELINE.
 - 581 608.06 - CONCRETE DRAINAGE PAN (6" WIDE) (8" THICK MIN.)
 - 663 304 - AGGREGATE BASE COURSE (CLASS B) (6" THICK)
 - 664 304 - AGGREGATE BASE COURSE (CLASS B) (12" THICK)
 - 677 401.08 - HOT BITUMINOUS PAVEMENT (2" THICK) (GRADING SX, BINDER GRADE PG 64-22) (ONE 2" LIFTS)
 - 680 401.08 - HOT BITUMINOUS PAVEMENT (PATCHING) (2" THICK) (GRADING SX, BINDER GRADE PG 64-22, GYR # 75) (ONE 2" LIFT TOP MAT) (1" TOP PATCH) (SEE CITY STD. DETAIL 01-03)
 - 826 PROTECT EXISTING UTILITY LINE IN PLACE.

Drop Manhole
Rim = 4734.4'
INVout west = 4723.54'
INVin south = 4723.69'
INVin east = 4723.57'
INVin north = 4729.07'



REVISION	DESCRIPTION	DATE	DRAWN BY	DATE
REV. 1			D.J.M.	01/2024
REV. 2			D.J.M.	01/2024
REV. 3			J.L.	01/2024
REV. 4			J.L.	01/2024

CITY OF Grand Junction COLORADO

PUBLIC WORKS ENGINEERING DIVISION

PROJECT NO. F001642

SEWER LINE REPLACEMENT - PARADISE HILLS

UTILITY PLAN AND PROFILE - 7

January 2, 2024

10



Purchasing Division

ADDENDUM NO. 3

DATE: July 8, 2024
FROM: City of Grand Junction Purchasing Division
TO: All Offerors
RE: 2024 Sewer Replacement – Bahamas Way and 22nd & Gunnison Ave IFB-5458-24-DD

Offerors responding to the above referenced solicitation are hereby instructed that the requirements have been clarified, modified, superseded, and supplemented as to this date as hereinafter described.

Please make note of the following clarifications:

- Question:** At the pre-bid it was said that the trench backfill would be with native material. On the plan sheets in the construction notes, #323 and #333, it is stated that trench backfill will be with native material. However, bid item #4 in the bid schedule says that backfill of the trench will be with Class 3 Imported material. Which backfill material is correct, native or Class 3?
Answer: It is the intent to use native backfill material where able. Bid Item #4 is hereby revised to include native backfill consistent with construction drawings and an updated Bid Schedule is provided with this correction. Bid Item #5 shall remain a separate pay item for import material in lieu of native backfill to be used as directed by the Engineer if unsuitable materials are encountered.

The original solicitation for the project noted above is amended as noted. All other conditions of the subject remain the same.

Respectfully,

A handwritten signature in blue ink that reads "Dolly Daniels".

Dolly Daniels, Senior Buyer
City of Grand Junction, Colorado

Revised Bid Schedule: Sanitary Sewer Replacement – Bahamas Way and 22nd & Gunnison Ave (Addendum 3)

Item No.	CDOT, City Ref.	Description	Quantity	Units	Unit Price	Total Price
<u>1</u>	104.2	2-Way Sanitary Sewer Service Cleanout (Includes Cleanout Ring and Cover and Concrete Collar in unpaved areas) (See Std Detail SS-07)	2	EA	\$ _____	\$ _____
<u>2</u>	104.4	Encase Sanitary Sewer Pipe in Concrete per City Specification GU-04 (20' long) (if necessary)	8	EA	\$ _____	\$ _____
<u>3</u>	108.2	4" Sewer Service Pipe (SDR-35 PVC) (Includes Type A Bedding and Haunching Material, Backfill of Trench with Native Materials meeting 103.16 Earth Backfill material and End-of-Service Cap)	770	LF	\$ _____	\$ _____
<u>4</u>	108.2	8" Gravity Sewer Pipe (SDR-35 PVC) (Includes cost of connection to the existing sewer pipe and Type A Bedding and Haunching Material and Backfill of Trench with Native Materials meeting 103.16 Earthen Backfill Material)	1,802	LF	\$ _____	\$ _____
<u>5</u>	108.2	Imported Trench Backfill (Class 3) Includes haul & disposal of unsuitable excavated material, Assumed Unit Weight of 133 lb/ft ³	80	Tons	\$ _____	\$ _____
<u>6</u>	108.3	Granular Stabilization Material (Type B) includes haul off & disposal of unsuitable excavated material assume 138 lf/ft ³	40	Tons	\$ _____	\$ _____
<u>7</u>	108.3	8" x 4" Sewer Service Tap, Full Body WYE (See St. Detail SS-06)	14	EA	\$ _____	\$ _____
<u>8</u>	108.5	Connect to Existing Manhole or Sewer Main	5	EA	\$ _____	\$ _____
<u>9</u>	108.5	Sanitary Sewer Basic Manhole (48" I.D.) (Includes connection of adjacent sewer line, forming inverts and adjusting to final grade. See City Std. Detail SS-02) (Includes Type A Bedding and Haunching Material and Backfill of Trench with Class 3 Imported Trench Backfill Material)	6	EA	\$ _____	\$ _____
<u>10</u>	108.5	Manhole Barrel Section (D>5') (48" I.D.)	26	Vert. Ft.	\$ _____	\$ _____
<u>11</u>	108.5	Sanitary Sewer Basic Drop Manhole (48" I.D.) (Includes connection of adjacent sewer line, forming inverts and adjusting to final grade. See City Std. Detail SS-04) (Includes Type A Bedding and Haunching Material and Backfill of Trench with Class 3 Imported Trench Backfill Material)	1	EA	\$ _____	\$ _____
<u>12</u>	108.5	Manhole Interior Corrosion Protection (100 mils Dry Film Thickness, min.) (includes manhole surface preparation and filling in bugholes and imperfections prior to coating)	55	Vert. Ft.	\$ _____	\$ _____
<u>13</u>	202	Removal of Existing Pipe (Size & type as shown on plans)	1,852	LF	\$ _____	\$ _____
<u>14</u>	202	Removal of Manhole (Remove Manhole Cone Section, Ring, and Cover and deliver to City Shops. Contractor shall fill remaining barrel sections with flow fill material)	2	EA	\$ _____	\$ _____
<u>15</u>	202	Removal of Asphalt Mat (Full Depth)	1,222	SY	\$ _____	\$ _____
<u>16</u>	202	Asphalt Removal (Planing)(Thickness Varies)	579	SY	\$ _____	\$ _____

<u>17</u>	202	Removal of Sod	150	SF	\$ _____	\$ _____
<u>18</u>	202	Removal of Concrete (Includes, but not limited to, curb, gutter, sidewalk, driveway, slabs, V-pans, curb ramps, intersection corners, aprons, landscape borders, and concrete walls)	45	SY	\$ _____	\$ _____
<u>19</u>	203	Potholing (as called out on plans)	1	EA	\$ _____	\$ _____
<u>20</u>	208	Storm Drain Inlet Protection (Silt-Sack Style or Approved Equal) (Includes Maintenance & Removal of Debris,& Removal of Inlet Protection)	9	EA	\$ _____	\$ _____
<u>21</u>	208	Erosion Control Log	200	LF	\$ _____	\$ _____
<u>22</u>	210	Reset/Repair Sprinkler System (Complete in Place)	1	EA	\$ _____	\$ _____
<u>23</u>	210	Reset Irrigation Pipe (PVC Irrigation Pipe) (Includes pipe, fittings, equipment, materials & labor to relocate irrigation pipe)	1	EA	\$ _____	\$ _____
<u>24</u>	212	Re-Sod Area as Shown (Includes 6" Thick Imported Topsoil placed prior to sod placement)	150	SF	\$ _____	\$ _____
<u>25</u>	304	Aggregate Base Course (Class 6) (12" thick)	1,072	SY	\$ _____	\$ _____
<u>26</u>	304	Aggregate Base Course (Class 6) (6" thick)	150	SY	\$ _____	\$ _____
<u>27</u>	401	Hot Bituminous Pavement (4" Thick) (Grading SX, Binder Grade PG 64-22)(GYR.=75) (Two 2" Lifts)	1,322	SY	\$ _____	\$ _____
<u>28</u>	401	Hot Bituminous Pavement (Patching)(2" Thick) (Grading SX, Binder Grade PG 64-22, GYR.=75) (One 2" Lift Top Mat) (T-Top Patch) (See City Std. Detail GU-03)	576	SY	\$ _____	\$ _____
<u>29</u>	608	Monolithic Concrete Curb and Gutter with 6' wide Sidewalk (includes 6" thick Class 6 Aggregate Base course)	10	If	\$ _____	\$ _____
<u>30</u>	608.06	Concrete Drainage Pan (6' Wide)	20	SY	\$ _____	\$ _____
<u>31</u>	608/304	Monolithic Vertical Curb, Gutter (2-ft wide)	20	SY	\$ _____	\$ _____
<u>32</u>	Pump	Bypass Sewage Pumping (As deemed necessary by City or Contractor)	1	EA	\$ _____	\$ _____
<u>33</u>	211	Dewatering (Includes acquiring a CDPHE Dewatering Permit and adhering to the discharge requirements of the State Permit) (if needed)	1	Lump Sum	\$ _____	\$ _____
<u>34</u>	620	Portable Sanitary Facility	2	Lump Sum	\$ _____	\$ _____
<u>35</u>	625	Construction Surveying (Includes As-Built Drawings)	2	Lump Sum	\$ _____	\$ _____
<u>36</u>	626	Mobilization	2	Lump Sum	\$ _____	\$ _____
<u>37</u>	630	Traffic Control (includes certified T.C.P., Complete in Place)	2	Lump Sum	\$ _____	\$ _____
<u>38</u>	102.9a	Sewer Spot Repair – Paradise Way includes pipe replacement, fittings, asphalt patch, backfill	1	Lump Sum	\$ _____	\$ _____
<u>39</u>	102.9a	Sewer Spot Repair – Samoan Way 30' Sag includes pipe replacement, fittings, asphalt patch, backfill	1	Lump Sum	\$ _____	\$ _____
<u>40</u>	102.9a	Sewer Spot Repair – 2695 Patterson Road includes pipe replacement, fittings, asphalt patch, backfill	1	Lump Sum	\$ _____	\$ _____
<u>MCR</u>		Minor Contract Revisions	---	---	---	\$ 100,000.00

Bid Amount: \$ _____

Bid Amount:

dollars




NOTICE OF AWARD

Date: August 9, 2024
Company: Sorter Construction, Inc.
Project: 2024 Sewer Replacement Bahamas Way and 22nd & Gunnison Ave IFB-5458-24-DD

You have been awarded the City of Grand Junction Contract for the 2024 Sewer Replacement Bahamas Way and 22nd & Gunnison Ave. (IFB-5458-24-DD) for a lump sum fee of **\$556,299.00**.

Please notify Toby Thieman, Project Engineer at 970-244-1559 or tobyth@city.org for project scheduling, and return to the City Purchasing Division an acknowledged copy of this Notice of Award, signed Contract, Bonds and Insurance Certificate, as per the Contract Documents.


CITY OF GRAND JUNCTION, COLORADO

DocuSigned by:

Duane Hoff, Jr. Contracts Administrator

SUPPLIER ACKNOWLEDGEMENT

Receipt of this Notice to Award is hereby acknowledged:

Company: Sorter Construction INC

By: 
617E7B04157D478...

Title: Vice President

Date: 8/9/2024



NOTICE OF AWARD

Date: August XX, 2024

Company: Sorter Construction, Inc.

Project: 2024 Sewer Replacement Bahamas Way and 22nd & Gunnison Ave IFB-5458-24-DD

You have been awarded the City of Grand Junction Contract for the 2024 Sewer Replacement Bahamas Way and 22nd & Gunnison Ave. (IFB-5458-24-DD) for a lump sum fee of **\$556,299.00**.

Please notify Toby Thieman, Project Engineer at 970-244-1559 or tobyth@gjcity.org for project scheduling, and return to the City Purchasing Division an acknowledged copy of this Notice of Award, signed Contract, Bonds and Insurance Certificate, as per the Contract Documents.

CITY OF GRAND JUNCTION, COLORADO

Duane Hoff, Jr. Contracts Administrator

SUPPLIER ACKNOWLEDGEMENT

Receipt of this Notice to Award is hereby acknowledged:

Company: _____

By: _____

Title: _____

Date: _____

4. Contractor's Bid Form

Bid Date: July 10th 2024

Project: **IFB-5458-24-DD "2024 Sewer Replacement – Bahamas Way and 22nd Street & Gunnison Ave"**

Bidding Company: Sorter Construction INC

Name of Authorized Agent: W Tyler Ogle

Email Tyler@sorterdigs.com

Telephone 970-242-1436 Address 2802 Hwy 50

City Grand Junction State CO Zip 81503

The undersigned Offeror, in compliance with the Invitation for Bids, having examined the Instruction to Offerors, General Contract Conditions, Statement of Work, Specifications, and any and all Addenda thereto, having investigated the location of, and conditions affecting the proposed Work, hereby proposes to furnish all labor, materials and supplies, and to perform all Work for the Project in accordance with Contract Documents, within the time set forth and at the prices stated below. These prices are to cover all expenses incurred in performing the Work required under the Contract Documents, of which this Contractor's Bid Form is a part.

The undersigned Contractor does hereby declare and stipulate that this offer is made in good faith without collusion or connection to any person(s) providing an offer for the same Work, and that it is made in pursuance of, and subject to, all terms and conditions of the Instructions to Offerors, the Specifications, and all other Solicitation Documents, all of which have been examined by the undersigned.

The Contractor also agrees that if awarded the Contract, to provide insurance certificates within ten (10) working days of the date of Notification of Award. Submittal of this offer will be taken by the Owner as a binding covenant that the Contractor will be prepared to complete the project in its entirety.

The Owner reserves the right to make the award on the basis of the offer deemed most favorable, to waive any formalities or technicalities and to reject any or all offers. It is further agreed that this offer may not be withdrawn for a period of sixty (60) calendar days after closing time. Submission of clarifications and revised offers automatically establish a new thirty day (30) period.

Prices in the bid proposal have not knowingly been disclosed with another provider and will not be prior to award.

- Prices in this bid proposal have been arrived at independently, without consultation, communication or agreement for the purpose of restricting competition.
- No attempt has been made nor will be to induce any other person or Contractor to submit a bid proposal for the purpose of restricting competition.
- The individual signing this bid proposal certifies they are a legal agent of the offeror, authorized to represent the offeror and is legally responsible for the offer with regard to supporting documentation and prices provided.
- Direct purchases by the City of Grand Junction are tax exempt from Colorado Sales or Use Tax. Tax exempt No. 98-03544. The undersigned certifies that no Federal, State, County or Municipal tax will be added to the above quoted prices.
- City of Grand Junction payment terms shall be Net 30 days.
- Prompt payment discount of N/A percent of the net dollar will be offered to the Owner if the invoice is paid within N/A days after the receipt of the invoice. The Owner reserves the right to take into account any such discounts when determining the bid award that are no less than Net 10 days.

RECEIPT OF ADDENDA: the undersigned Contractor acknowledges receipt of Addenda to the Solicitation, Specifications, and other Contract Documents.

State number of Addenda received: 1, 2, and 3

It is the responsibility of the Offeror to ensure all Addenda have been received and acknowledged.

By signing below, the Undersigned agree to comply with all terms and conditions contained herein.

Company: Sorter Construction Inc

Authorized Signature: 

Title: Vice President

The undersigned Offeror proposes to subcontract the following portion of Work:

<u>Name & address of Sub-Contractor</u>	<u>Description of Work to be performed</u>	<u>% of Contract</u>
<u>ASSI</u>	<u>Asphalt Paving</u>	<u>20%</u>
<u> </u>	<u> </u>	<u> </u>
<u> </u>	<u> </u>	<u> </u>
<u> </u>	<u> </u>	<u> </u>

The undersigned Offeror acknowledges the right of the City to reject any and all Bids submitted and to waive informalities and irregularities therein in the City's sole discretion.

By submission of the Bid, each Offeror certifies, and in the case of a joint Bid each party thereto certifies as to its own organization, that this Bid has been arrived at independently, without collusion, consultation, communication, or agreement as to any matter relating to this Bid with any other Offeror or with any competitor.

Revised Bid Schedule: Sanitary Sewer Replacement – Bahamas Way and 22nd & Gunnison Ave (Addendum 3)

Item No.	CDOT, City Ref.	Description	Quantity	Units	Unit Price	Total Price
<u>1</u>	104.2	2-Way Sanitary Sewer Service Cleanout (Includes Cleanout Ring and Cover and Concrete Collar in unpaved areas) (See Std Detail SS-07)	2	EA	\$ <u>650.00</u>	\$ <u>1,300.00</u>
<u>2</u>	104.4	Encase Sanitary Sewer Pipe in Concrete per City Specification GU-04 (20' long) (if necessary)	8	EA	\$ <u>1,050.00</u>	\$ <u>8,400.00</u>
<u>3</u>	108.2	4" Sewer Service Pipe (SDR-35 PVC) (Includes Type A Bedding and Haunching Material, Backfill of Trench with Native Materials meeting 103.16 Earth Backfill material and End-of-Service Cap)	770	LF	\$ <u>47.50</u>	\$ <u>36,575.00</u>
<u>4</u>	108.2	8" Gravity Sewer Pipe (SDR-35 PVC) (Includes cost of connection to the existing sewer pipe and Type A Bedding and Haunching Material and Backfill of Trench with Native Materials meeting 103.16 Earthen Backfill Material)	1,802	LF	\$ <u>48.00</u>	\$ <u>86,496.00</u>
<u>5</u>	108.2	Imported Trench Backfill (Class 3) Includes haul & disposal of unsuitable excavated material, Assumed Unit Weight of 133 lb/ft3	80	Tons	\$ <u>37.50</u>	\$ <u>3,000.00</u>
<u>6</u>	108.3	Granular Stabilization Material (Type B) includes haul off & disposal of unsuitable excavated material assume 138 lf/ft3	40	Tons	\$ <u>40.00</u>	\$ <u>1,600.00</u>
<u>7</u>	108.3	8" x 4" Sewer Service Tap, Full Body WYE (See St. Detail SS-06)	14	EA	\$ <u>290.00</u>	\$ <u>4,060.00</u>
<u>8</u>	108.5	Connect to Existing Manhole or Sewer Main	5	EA	\$ <u>1,325.00</u>	\$ <u>6,625.00</u>
<u>9</u>	108.5	Sanitary Sewer Basic Manhole (48" I.D.) (Includes connection of adjacent sewer line, forming inverts and adjusting to final grade. See City Std. Detail SS-02) (Includes Type A Bedding and Haunching Material and Backfill of Trench with Class 3 Imported Trench Backfill Material)	6	EA	\$ <u>4,775.00</u>	\$ <u>28,650.00</u>
<u>10</u>	108.5	Manhole Barrel Section (D>5") (48" I.D.)	26	Vert. Ft.	\$ <u>190.00</u>	\$ <u>4,940.00</u>
<u>11</u>	108.5	Sanitary Sewer Basic Drop Manhole (48" I.D.) (Includes connection of adjacent sewer line, forming inverts and adjusting to final grade. See City Std. Detail SS-04) (Includes Type A Bedding and Haunching Material and Backfill of Trench with Class 3 Imported Trench Backfill Material)	1	EA	\$ <u>6,325.00</u>	\$ <u>6,325.00</u>
<u>12</u>	108.5	Manhole Interior Corrosion Protection (100 mils Dry Film Thickness, min.) (includes manhole surface preparation and filling in bugholes and imperfections prior to coating)	55	Vert. Ft.	\$ <u>834.00</u>	\$ <u>45,870.00</u>
<u>13</u>	202	Removal of Existing Pipe (Size & type as shown on plans)	1,852	LF	\$ <u>1.00</u>	\$ <u>1,852.00w</u>
<u>14</u>	202	Removal of Manhole (Remove Manhole Cone Section, Ring, and Cover and deliver to City Shops. Contractor shall fill remaining barrel sections with flow fill material)	2	EA	\$ <u>1,500.00</u>	\$ <u>3,000.00</u>
<u>15</u>	202	Removal of Asphalt Mat (Full Depth)	1,222	SY	\$ <u>9.00</u>	\$ <u>10,998.00</u>
<u>16</u>	202	Asphalt Removal (Planing)(Thickness Varies)	579	SY	\$ <u>9.00</u>	\$ <u>5,211.00</u>

<u>17</u>	202	Removal of Sod	150	SF	\$ <u>1.00</u>	\$ <u>150.00</u>
<u>18</u>	202	Removal of Concrete (Includes, but not limited to, curb, gutter, sidewalk, driveway, slabs, V-pans, curb ramps, intersection corners, aprons, landscape borders, and concrete walls)	45	SY	\$ <u>15.00</u>	\$ <u>675.00</u>
<u>19</u>	203	Potholing (as called out on plans)	1	EA	\$ <u>350.00</u>	\$ <u>350.00</u>
<u>20</u>	208	Storm Drain Inlet Protection (Silt-Sack Style or Approved Equal) (Includes Maintenance & Removal of Debris,& Removal of Inlet Protection)	9	EA	\$ <u>225.00</u>	\$ <u>2,025.00</u>
<u>21</u>	208	Erosion Control Log	200	LF	\$ <u>4.00</u>	\$ <u>800.00</u>
<u>22</u>	210	Reset/Repair Sprinkler System (Complete in Place)	1	EA	\$ <u>275.00</u>	\$ <u>275.00</u>
<u>23</u>	210	Reset Irrigation Pipe (PVC Irrigation Pipe) (Includes pipe, fittings, equipment, materials & labor to relocate irrigation pipe)	1	EA	\$ <u>350.00</u>	\$ <u>350.00</u>
<u>24</u>	212	Re-Sod Area as Shown (Includes 6" Thick Imported Topsoil placed prior to sod placement)	150	SF	\$ <u>4.00</u>	\$ <u>600.00</u>
<u>25</u>	304	Aggregate Base Course (Class 6) (12" thick)	1,072	SY	\$ <u>19.00</u>	\$ <u>20,368.00</u>
<u>26</u>	304	Aggregate Base Course (Class 6) (6" thick)	150	SY	\$ <u>11.00</u>	\$ <u>1,650.00</u>
<u>27</u>	401	Hot Bituminous Pavement (4" Thick) (Grading SX, Binder Grade PG 64-22)(GYR.=75) (Two 2" Lifts)	1,322	SY	\$ <u>60.00</u>	\$ <u>79,320.00</u>
<u>28</u>	401	Hot Bituminous Pavement (Patching)(2" Thick) (Grading SX, Binder Grade PG 64-22, GYR.=75) (One 2" Lift Top Mat) (T-Top Patch) (See City Std. Detail GU-03)	576	SY	\$ <u>28.00</u>	\$ <u>16,128.00</u>
<u>29</u>	608	Monolithic Concrete Curb and Gutter with 6' wide Sidewalk (includes 6" thick Class 6 Aggregate Base course)	10	If	\$ <u>85.00</u>	\$ <u>850.00</u>
<u>30</u>	608.06	Concrete Drainage Pan (6' Wide)	20	SY	\$ <u>55.00</u>	\$ <u>1,100.00</u>
<u>31</u>	608/304	Monolithic Vertical Curb, Gutter (2-ft wide)	20	SY	\$ <u>55.00</u>	\$ <u>1,100.00</u>
<u>32</u>	Pump	Bypass Sewage Pumping (As deemed necessary by City or Contractor)	1	EA	\$ <u>750.00</u>	\$ <u>750.00</u>
<u>33</u>	211	Dewatering (Includes acquiring a CDPHE Dewatering Permit and adhering to the discharge requirements of the State Permit) (if needed)	1	Lump Sum	\$ <u>1,000.00</u>	\$ <u>1,000.00</u>
<u>34</u>	620	Portable Sanitary Facility	2	Lump Sum	\$ <u>750.00</u>	\$ <u>1,500.00</u>
<u>35</u>	625	Construction Surveying (Includes As-Built Drawings)	2	Lump Sum	\$ <u>6,300.00</u>	\$ <u>12,600.00</u>
<u>36</u>	626	Mobilization	2	Lump Sum	\$ <u>11,518.00</u>	\$ <u>23,036.00</u>
<u>37</u>	630	Traffic Control (includes certified T.C.P., Complete in Place)	2	Lump Sum	\$ <u>1,000.00</u>	\$ <u>2,000.00</u>
<u>38</u>	102.9a	Sewer Spot Repair – Paradise Way includes pipe replacement, fittings, asphalt patch, backfill	1	Lump Sum	\$ <u>9,775.00</u>	\$ <u>9,775.00</u>
<u>39</u>	102.9a	Sewer Spot Repair – Samoan Way 30' Sag includes pipe replacement, fittings, asphalt patch, backfill	1	Lump Sum	\$ <u>11,050.00</u>	\$ <u>11,050.00</u>
<u>40</u>	102.9a	Sewer Spot Repair – 2695 Patterson Road includes pipe replacement, fittings, asphalt patch, backfill	1	Lump Sum	\$ <u>13,945.00</u>	\$ <u>13,945.00</u>
<u>MCR</u>		Minor Contract Revisions	---	---	---	\$ <u>100,000.00</u>

Bid Amount: \$ 556,299.00

Bid Amount:

PERFORMANCE BOND

Bond No: 34BCSHS9266

CONTRACTOR:

(Name, legal status and address)

Sorter Construction, Inc.
2802 Highway 50
Grand Junction, CO 81501

SURETY:

(Name, legal status and principal place of business)

Hartford Fire Insurance Company
Bond Department
One Hartford Plaza, T-4
Hartford, CT 06155

OWNER:

(Name, legal status and address)

City of Grand Junction
250 N 5th St
Grand Junction, CO 81501

CONSTRUCTION CONTRACT

Date: August 9, 2024

Amount: \$556,299.00 Five hundred fifty-six thousand two hundred and ninety-nine dollars

Description:

(Name and location) IFB-5458-24-DD 2024 Sewer Replacement Bahamas Way 22nd & Gunnison Ave.

BOND

Date: August 13, 2024

(Not earlier than Construction Contract Date)

Amount: \$556,299.00 Five hundred fifty-six thousand two hundred and ninety-nine dollars

Modifications to this Bond: None See Section 16

CONTRACTOR AS PRINCIPAL

Company: Sorter Construction, Inc.

Signature: *William R. Osle* *(Corporate Seal)*
president
Name and Title:

SURETY

Company: Hartford Fire Insurance Company

Signature: *Christopher Rose* *(Corporate Seal)*
Name and Title: Christopher Rose, Attorney in fact

(Any additional signatures appear on the last page of this Performance Bond.)

(FOR INFORMATION ONLY – Name, Address and telephone)

AGENT or BROKER:

Moody-Valley Insurance Agency
760 Horizon Dr STE 302
Grand Junction, CO 81506
970-248-8300

OWNER'S REPRESENTATIVE:

(Architect, Engineer, or other party:)

§ 1 The Contractor and Surety, jointly and severally, bind themselves, their heirs, executors, administrators, successors and assigns to the Owner for the performance of the Construction Contract, which is incorporated herein by reference.

§ 2 If the Contractor performs the Construction Contract, the Surety and the Contractor shall have no obligation under this Bond, except when applicable to participate in a conference as provided in Section 3.

§ 3 If there is no Owner Default under the Construction Contract, the Surety's obligation under this Bond shall arise after

- .1 the Owner first provides notice to the Contractor and the Surety that the Owner is considering declaring a Contractor Default. Such notice shall indicate whether the Owner is requesting a conference among the Owner, Contractor and Surety to discuss the Contractor's performance. If the Owner does not request a conference, the Surety may, within five (5) business days after receipt of the Owner's notice, request such a conference. If the Surety timely requests a conference, the Owner shall attend. Unless the Owner agrees otherwise, any conference requested under this Section 3.1 shall be held within ten (10) business days of the Surety's receipt of the Owner's notice. If the Owner, the Contractor and the Surety agree, the Contractor shall be allowed a reasonable time to perform the Construction Contract, but such an agreement shall not waive the Owner's right, if any, subsequently to declare a Contractor Default;
- .2 the Owner declares a Contractor Default, terminates the Construction Contract and notifies the Surety; and
- .3 the Owner has agreed to pay the Balance of the Contract Price in accordance with the terms of the Construction Contract to the Surety or to a contractor selected to perform the Construction Contract.

§ 4 Failure on the part of the Owner to comply with the notice requirement in Section 3.1 shall not constitute a failure to comply with a condition precedent to the Surety's obligations, or release the Surety from its obligations, except to the extent the Surety demonstrates actual prejudice.

§ 5 When the Owner has satisfied the conditions of Section 3, the Surety shall promptly and at the Surety's expense take one of the following actions:

§ 5.1 Arrange for the Contractor, with the consent of the Owner, to perform and complete the Construction Contract;

§ 5.2 Undertake to perform and complete the Construction Contract itself, through its agents or independent contractors;

§ 5.3 Obtain bids or negotiated proposals from qualified contractors acceptable to the Owner for a contract for performance and completion of the Construction Contract, arrange for a contract to be prepared for execution by the Owner and a contractor selected with the Owner's concurrence, to be secured with performance and payment bonds executed by a qualified surety equivalent to the bonds issued on the Construction Contract, and pay to the Owner the amount of damages as described in Section 7 in excess of the Balance of the Contract Price incurred by the Owner as a result of the Contractor Default; or

§ 5.4 Waive its right to perform and complete, arrange for completion, or obtain a new contractor and with reasonable promptness under the circumstances:

- .1 After investigation, determine the amount for which it may be liable to the Owner and, as soon as practicable after the amount is determined, make payment to the Owner; or
- .2 Deny liability in whole or in part and notify the Owner, citing the reasons for denial.

§ 6 If the Surety does not proceed as provided in Section 5 with reasonable promptness, the Surety shall be deemed to be in default on this Bond seven days after receipt of an additional written notice from the Owner to the Surety demanding that the Surety perform its obligations under this Bond, and the Owner shall be entitled to enforce any remedy available to the Owner. If the Surety proceeds as provided in Section 5.4, and the Owner refuses the payment or the Surety has denied liability, in whole or in part, without further notice the Owner shall be entitled to enforce any remedy available to the Owner.

§ 7 If the Surety elects to act under Section 5.1, 5.2 or 5.3, then the responsibilities of the Surety to the Owner shall not be greater than those of the Contractor under the Construction Contract, and the responsibilities of the Owner to the Surety shall not be greater than those of the Owner under the Construction Contract. Subject to the commitment by the Owner to pay the Balance of the Contract Price, the Surety is obligated, without duplication, for

- .1 the responsibilities of the Contractor for correction of defective work and completion of the Construction Contract;
- .2 additional legal, design professional and delay costs resulting from the Contractor's Default, and resulting from the actions or failure to act of the Surety under Section 5; and
- .3 liquidated damages, or if no liquidated damages are specified in the Construction Contract, actual damages caused by delayed performance or non-performance of the Contractor.

§ 8 If the Surety elects to act under Section 5.1, 5.3 or 5.4, the Surety's liability is limited to the amount of this Bond.

§ 9 The Surety shall not be liable to the Owner or others for obligations of the Contractor that are unrelated to the Construction Contract, and the Balance of the Contract Price shall not be reduced or set off on account of any such unrelated obligations. No right of action shall accrue on this Bond to any person or entity other than the Owner or its heirs, executors, administrators, successors and assigns.

§ 10 The Surety hereby waives notice of any change, including changes of time, to the Construction Contract or to related subcontracts, purchase orders and other obligations.

§ 11 Any proceeding, legal or equitable, under this Bond may be instituted in any court of competent jurisdiction in the location in which the work or part of the work is located and shall be instituted within two years after a declaration of Contractor Default or within two years after the Contractor ceased working or within two years after the Surety refuses or fails to perform its obligations under this Bond, whichever occurs first. If the provisions of this Paragraph are void or prohibited by law, the minimum period of limitation available to sureties as a defense in the jurisdiction of the suit shall be applicable.

§ 12 Notice to the Surety, the Owner or the Contractor shall be mailed or delivered to the address shown on the page on which their signature appears.

§ 13 When this Bond has been furnished to comply with a statutory or other legal requirement in the location where the construction was to be performed, any provision in this Bond conflicting with said

statutory or legal requirement shall be deemed deleted herefrom and provisions conforming to such statutory or other legal requirement shall be deemed incorporated herein. When so furnished, the intent is that this Bond shall be construed as a statutory bond and not as a common law bond.

§ 14 Definitions

§ 14.1 Balance of the Contract Price. The total amount payable by the Owner to the Contractor under the Construction Contract after all proper adjustments have been made, including allowance to the Contractor of any amounts received or to be received by the Owner in settlement of insurance or other claims for damages to which the Contractor is entitled, reduced by all valid and proper payments made to or on behalf of the Contractor under the Construction Contract.

§ 14.2 Construction Contract. The agreement between the Owner and Contractor identified on the cover page, including all Contract Documents and changes made to the agreement and the Contract Documents.

§ 14.3 Contractor Default. Failure of the Contractor, which has not been remedied or waived, to perform or otherwise to comply with a material term of the Construction Contract.

§ 14.4 Owner Default. Failure of the Owner, which has not been remedied or waived, to pay the Contractor as required under the Construction Contract or to perform and complete or comply with the other material terms of the Construction Contract.

§ 14.5 Contract Documents. All the documents that comprise the agreement between the Owner and Contractor.

§ 15 If this Bond is issued for an agreement between a Contractor and subcontractor, the term Contractor in this Bond shall be deemed to be Subcontractor and the term Owner shall be deemed to be Contractor.

§ 16 Modifications to this bond are as follows:

Section 8 is hereby deleted in its entirety and replaced with the following:

If the Surety elects to act under Section 5.1, 5.2, 5.3, or 5.4, the Surety's liability is limited to the amount of this bond.

(Space is provided below for additional signatures of added parties, other than those appearing on the cover page.)

CONTRACTOR AS PRINCIPAL

Company:

(Corporate Seal)

Signature:

Name and Title:

Address

SURETY

Company:

(Corporate Seal)

Signature:

Name and Title:

Address

PAYMENT BOND

Bond No: 34BCSHS9266

CONTRACTOR:

(Name, legal status and address)

Sorter Construction, Inc.
2802 Highway 50
Grand Junction, CO 81501

SURETY:

(Name, legal status and principal place of business)

Hartford Fire Insurance Company
Bond Department
One Hartford Plaza, T-4
Hartford, CT 06155

OWNER:

(Name, legal status and address)

City of Grand Junction
250 N 5th St
Grand Junction, CO 81501

CONSTRUCTION CONTRACT

Date: August 9, 2024

Amount: \$556,299.00 Five hundred fifty-six thousand two hundred and ninety-nine dollars

Description: IFB-5458-24-DD 2024 Sewer Replacement Bahamas Way 22nd & Gunnison Ave.
(Name and location)

BOND

Date: August 13, 2024

(Not earlier than Construction Contract Date)

Amount: \$556,299.00 Five hundred fifty-six thousand two hundred and ninety-nine dollars

Modifications to this Bond: None See Section 18

CONTRACTOR AS PRINCIPAL

Company: Sorter Construction, Inc

Signature:  *(Corporate Seal)*

Name and Title:

SURETY

Company: Hartford Fire Insurance Company

Signature:  *(Corporate Seal)*

Name and Title: Christopher Rose, Attorney in fact

(Any additional signatures appear on the last page of this Payment Bond.)

(FOR INFORMATION ONLY – Name, Address and telephone)

AGENT or BROKER:

Moody-Valley Insurance Agency
760 Horizon Dr STE 302
Grand Junction, CO 81506
970-248-8300

OWNER'S REPRESENTATIVE:

(Architect, Engineer, or other party:)

§ 1 The Contractor and Surety, jointly and severally, bind themselves, their heirs, executors, administrators, successors and assigns to the Owner to pay for labor, materials and equipment furnished for use in the performance of the Construction Contract, which is incorporated herein by reference, subject to the following terms.

§ 2 If the Contractor promptly makes payment of all sums due to Claimants, and defends, indemnifies and holds harmless the Owner from claims, demands, liens or suits by any person or entity seeking payment for labor, materials or equipment furnished for use in the performance of the Construction Contract, then the Surety and the Contractor shall have no obligation under this Bond.

§ 3 If there is no Owner Default under the Construction Contract, the Surety's obligation to the Owner under this Bond shall arise after the Owner has promptly notified the Contractor and the Surety (at the address described in Section 13) of claims, demands, liens or suits against the Owner or the Owner's property by any person or entity seeking payment for labor, materials or equipment furnished for use in the performance of the Construction Contract and tendered defense of such claims, demands, liens or suits to the Contractor and the Surety.

§ 4 When the Owner has satisfied the conditions in Section 3, the Surety shall promptly and at the Surety's expense defend, indemnify and hold harmless the Owner against a duly tendered claim, demand, lien or suit.

§ 5 The Surety's obligations to a Claimant under this Bond shall arise after the following:

§ 5.1 Claimants, who do not have a direct contract with the Contractor,

- .1 have furnished a written notice of non-payment to the Contractor, stating with substantial accuracy the amount claimed and the name of the party to whom the materials were, or equipment was, furnished or supplied or for whom the labor was done or performed, within ninety (90) days after having last performed labor or last furnished materials or equipment included in the Claim; and
- .2 have sent a Claim to the Surety (at the address described in Section 13).

§ 5.2 Claimants, who are employed by or have a direct contract with the Contractor, have sent a Claim to the Surety (at the address described in Section 13).

§ 6 If a notice of non-payment required by Section 5.1.1 is given by the Owner to the Contractor, that is sufficient to satisfy a Claimant's obligation to furnish a written notice of non-payment under Section 5.1.1.

§ 7 When a Claimant has satisfied the conditions of Sections 5.1 or 5.2, whichever is applicable, the Surety shall promptly and at the Surety's expense take the following actions:

§ 7.1 Send an answer to the Claimant, with a copy to the Owner, within sixty (60) days after receipt of the Claim, stating the amounts that are undisputed and the basis for challenging any amounts that are disputed; and

§ 7.2 Pay or arrange for payment of any undisputed amounts.

§ 7.3 The Surety's failure to discharge its obligations under Section 7.1 or Section 7.2 shall not be deemed to constitute a waiver of defenses the Surety or Contractor may have or acquire as to a Claim, except as to undisputed amounts for which the Surety and Claimant have reached agreement. If, however, the Surety fails to discharge its obligations under Section 7.1 or Section 7.2, the Surety shall indemnify the Claimant for the reasonable attorney's fees the Claimant incurs thereafter to recover any sums found to be due and owing to the Claimant.

§ 8 The Surety's total obligation shall not exceed the amount of this Bond, plus the amount of reasonable attorney's fees provided under Section 7.3, and the amount of this Bond shall be credited for any payments made in good faith by the Surety.

§ 9 Amounts owed by the Owner to the Contractor under the Construction Contract shall be used for the performance of the Construction Contract and to satisfy claims, if any, under any construction performance bond. By the Contractor furnishing and the Owner accepting this Bond, they agree that all funds earned by the Contractor in the performance of the Construction Contract are dedicated to satisfy obligations of the Contractor and Surety under this Bond, subject to the Owner's priority to use the funds for the completion of the work.

§ 10 The Surety shall not be liable to the Owner, Claimants or others for obligations of the Contractor that are unrelated to the Construction Contract. The Owner shall not be liable for the payment of any costs or expenses of any Claimant under this Bond, and shall have under this Bond no obligation to make payments to, or give notice on behalf of, Claimants or otherwise have any obligations to Claimants under this Bond.

§ 11 The Surety hereby waives notice of any change, including changes of time, to the Construction Contract or to related subcontracts, purchase orders and other obligations.

§ 12 No suit or action shall be commenced by a Claimant under this Bond other than in a court of competent jurisdiction in the state in which the project that is the subject of the Construction Contract is located or after the expiration of one year from the date (1) on which the Claimant sent a Claim to the Surety pursuant to Section 5.1.2 or 5.2, or (2) on which the last labor or service was performed by anyone or the last materials or equipment were furnished by anyone under the Construction Contract, whichever of (1) or (2) first occurs. If the provisions of this Paragraph are void or prohibited by law, the minimum period of limitation available to sureties as a defense in the jurisdiction of the suit shall be applicable.

§ 13 Notice and Claims to the Surety, the Owner or the Contractor shall be mailed or delivered to the address shown on the page on which their signature appears. Actual receipt of notice or Claims, however accomplished, shall be sufficient compliance as of the date received.

§ 14 When this Bond has been furnished to comply with a statutory or other legal requirement in the location where the construction was to be performed, any provision in this Bond conflicting with said statutory or legal requirement shall be deemed deleted herefrom and provisions conforming to such statutory or other legal requirement shall be deemed incorporated herein. When so furnished, the intent is that this Bond shall be construed as a statutory bond and not as a common law bond.

§ 15 Upon request by any person or entity appearing to be a potential beneficiary of this Bond, the Contractor and Owner shall promptly furnish a copy of this Bond or shall permit a copy to be made.

§ 16 Definitions

§ 16.1 Claim. A written statement by the Claimant including at a minimum:

- .1 the name of the Claimant;
- .2 the name of the person for whom the labor was done, or materials or equipment furnished;
- .3 a copy of the agreement or purchase order pursuant to which labor, materials or equipment was furnished for use in the performance of the Construction Contract;
- .4 a brief description of the labor, materials or equipment furnished;
- .5 the date on which the Claimant last performed labor or last furnished materials or equipment for use in the performance of the Construction Contract;
- .6 the total amount earned by the Claimant for labor, materials or equipment furnished as of the date of the Claim;
- .7 the total amount of previous payments received by the Claimant; and
- .8 the total amount due and unpaid to the Claimant for labor, materials or equipment furnished as of the date of the Claim.

§ 16.2 Claimant. An individual or entity having a direct contract with the Contractor or with a subcontractor of the Contractor to furnish labor, materials or equipment for use in the performance of the Construction Contract. The term Claimant also includes any individual or entity that has rightfully asserted a claim under an applicable mechanic's lien or similar statute against the real property upon which the Project is located. The intent of this Bond shall be to include without limitation in the terms "labor, materials or equipment" that part of water, gas, power, light, heat, oil, gasoline, telephone service or rental equipment used in the Construction Contract, architectural and engineering services required for performance of the work of the Contractor and the Contractor's subcontractors, and all other items for which a mechanic's lien may be asserted in the jurisdiction where the labor, materials or equipment were furnished.

§ 16.3 Construction Contract. The agreement between the Owner and Contractor identified on the cover page, including all Contract Documents and all changes made to the agreement and the Contract Documents.

§ 16.4 Owner Default. Failure of the Owner, which has not been remedied or waived, to pay the Contractor as required under the Construction Contract or to perform and complete or comply with the other material terms of the Construction Contract.

§ 16.5 Contract Documents. All the documents that comprise the agreement between the Owner and Contractor.

§ 17 If this Bond is issued for an agreement between a Contractor and subcontractor, the term Contractor in this Bond shall be deemed to be Subcontractor and the term Owner shall be deemed to be Contractor.

§ 18 Modifications to this bond are as follows:

(Space is provided below for additional signatures of added parties, other than those appearing on the cover page.)

CONTRACTOR AS PRINCIPAL

SURETY

Company:

Company:

(Corporate Seal)

(Corporate Seal)

Signature:

Signature:

Name and Title:

Name and Title:

Address

Address

POWER OF ATTORNEY

Direct Inquiries/Claims to:
THE HARTFORD
BOND, T-11
One Hartford Plaza
Hartford, Connecticut 06155
Bond.Claims@thehartford.com
call: 888-266-3488 or fax: 860-757-5835

KNOW ALL PERSONS BY THESE PRESENTS THAT:

Agency Name: MOODY VALLEY INS AGENCY INC
Agency Code: 34-340125

- Hartford Fire Insurance Company, a corporation duly organized under the laws of the State of Connecticut
- Hartford Casualty Insurance Company, a corporation duly organized under the laws of the State of Indiana
- Hartford Accident and Indemnity Company, a corporation duly organized under the laws of the State of Connecticut
- Hartford Underwriters Insurance Company, a corporation duly organized under the laws of the State of Connecticut
- Twin City Fire Insurance Company, a corporation duly organized under the laws of the State of Indiana
- Hartford Insurance Company of Illinois, a corporation duly organized under the laws of the State of Illinois
- Hartford Insurance Company of the Midwest, a corporation duly organized under the laws of the State of Indiana
- Hartford Insurance Company of the Southeast, a corporation duly organized under the laws of the State of Florida

having their home office in Hartford, Connecticut, (hereinafter collectively referred to as the "Companies") do hereby make, constitute and appoint, **up to the amount of** Unlimited :

James B. Lummis, Tina Post, Christopher Rose of GRAND JUNCTION, Colorado

their true and lawful Attorney(s)-in-Fact, each in their separate capacity if more than one is named above, to sign its name as surety(ies) only as delineated above by , and to execute, seal and acknowledge any and all bonds, undertakings, contracts and other written instruments in the nature thereof, on behalf of the Companies in their business of guaranteeing the fidelity of persons, guaranteeing the performance of contracts and executing or guaranteeing bonds and undertakings required or permitted in any actions or proceedings allowed by law.

In Witness Whereof, and as authorized by a Resolution of the Board of Directors of the Companies on May 23, 2016 the Companies have caused these presents to be signed by its Assistant Vice President and its corporate seals to be hereto affixed, duly attested by its Assistant Secretary. Further, pursuant to Resolution of the Board of Directors of the Companies, the Companies hereby unambiguously affirm that they are and will be bound by any mechanically applied signatures applied to this Power of Attorney.



Shelby Wiggins

Shelby Wiggins, Assistant Secretary

Joelle L. LaPierre

Joelle L. LaPierre, Assistant Vice President

STATE OF FLORIDA

COUNTY OF SEMINOLE



ss. Lake Mary

On this 20th day of May, 2021, before me personally came Joelle LaPierre, to me known, who being by me duly sworn, did depose and say: that (s)he resides in Seminole County, State of Florida; that (s)he is the Assistant Vice President of the Companies, the corporations described in and which executed the above instrument; that (s)he knows the seals of the said corporations; that the seals affixed to the said instrument are such corporate seals; that they were so affixed by authority of the Boards of Directors of said corporations and that (s)he signed his/her name thereto by like authority.



Jessica Ciccone

Jessica Ciccone
My Commission HH 122280
Expires June 20, 2025

I, the undersigned, Assistant Vice President of the Companies, DO HEREBY CERTIFY that the above and foregoing is a true and correct copy of the Power of Attorney executed by said Companies, which is still in full force effective as of August 13 2024

Signed and sealed in Lake Mary, Florida.



Keith D. Dozois

Keith D. Dozois, Assistant Vice President



CERTIFICATE OF LIABILITY INSURANCE

DATE (MM/DD/YYYY)
08/13/2024

THIS CERTIFICATE IS ISSUED AS A MATTER OF INFORMATION ONLY AND CONFERS NO RIGHTS UPON THE CERTIFICATE HOLDER. THIS CERTIFICATE DOES NOT AFFIRMATIVELY OR NEGATIVELY AMEND, EXTEND OR ALTER THE COVERAGE AFFORDED BY THE POLICIES BELOW. THIS CERTIFICATE OF INSURANCE DOES NOT CONSTITUTE A CONTRACT BETWEEN THE ISSUING INSURER(S), AUTHORIZED REPRESENTATIVE OR PRODUCER, AND THE CERTIFICATE HOLDER.

IMPORTANT: If the certificate holder is an ADDITIONAL INSURED, the policy(ies) must have ADDITIONAL INSURED provisions or be endorsed. If SUBROGATION IS WAIVED, subject to the terms and conditions of the policy, certain policies may require an endorsement. A statement on this certificate does not confer rights to the certificate holder in lieu of such endorsement(s).

PRODUCER Moody-Valley Insurance Agency, Inc. 760 Horizon Drive, Suite 302 Grand Junction CO 81506	CONTACT NAME: Moody-Valley Insurance Agency
	PHONE (A/C, No, Ext): (970) 248-8300 FAX (A/C, No): (970) 242-1894
	E-MAIL ADDRESS: certrequestgj@moodyins.com
	INSURER(S) AFFORDING COVERAGE
	INSURER A: Selective Way Insurance Co NAIC # 26301
	INSURER B: Pinnacle Assurance 41190
	INSURER C: Homeland Insurance Company of New York
	INSURER D:
	INSURER E:
	INSURER F:

COVERAGES CERTIFICATE NUMBER: 24/25 Master REVISION NUMBER:

THIS IS TO CERTIFY THAT THE POLICIES OF INSURANCE LISTED BELOW HAVE BEEN ISSUED TO THE INSURED NAMED ABOVE FOR THE POLICY PERIOD INDICATED. NOTWITHSTANDING ANY REQUIREMENT, TERM OR CONDITION OF ANY CONTRACT OR OTHER DOCUMENT WITH RESPECT TO WHICH THIS CERTIFICATE MAY BE ISSUED OR MAY PERTAIN, THE INSURANCE AFFORDED BY THE POLICIES DESCRIBED HEREIN IS SUBJECT TO ALL THE TERMS, EXCLUSIONS AND CONDITIONS OF SUCH POLICIES. LIMITS SHOWN MAY HAVE BEEN REDUCED BY PAID CLAIMS.

INSR LTR	TYPE OF INSURANCE	ADDL INSD	SUBR WVD	POLICY NUMBER	POLICY EFF (MM/DD/YYYY)	POLICY EXP (MM/DD/YYYY)	LIMITS
A	<input checked="" type="checkbox"/> COMMERCIAL GENERAL LIABILITY <input type="checkbox"/> CLAIMS-MADE <input checked="" type="checkbox"/> OCCUR			S2322437	01/01/2024	01/01/2025	EACH OCCURRENCE \$ 1,000,000 DAMAGE TO RENTED PREMISES (Ea occurrence) \$ 500,000 MED EXP (Any one person) \$ 15,000 PERSONAL & ADV INJURY \$ 1,000,000 GENERAL AGGREGATE \$ 2,000,000 PRODUCTS - COMP/OP AGG \$ 2,000,000 OTHER: \$
A	AUTOMOBILE LIABILITY <input checked="" type="checkbox"/> ANY AUTO <input type="checkbox"/> OWNED AUTOS ONLY <input type="checkbox"/> SCHEDULED AUTOS <input type="checkbox"/> HIRED AUTOS ONLY <input type="checkbox"/> NON-OWNED AUTOS ONLY			S2322437	01/01/2024	01/01/2025	COMBINED SINGLE LIMIT (Ea accident) \$ 1,000,000 BODILY INJURY (Per person) \$ BODILY INJURY (Per accident) \$ PROPERTY DAMAGE (Per accident) \$ OTHER: \$
A	<input checked="" type="checkbox"/> UMBRELLA LIAB <input checked="" type="checkbox"/> OCCUR <input type="checkbox"/> EXCESS LIAB <input type="checkbox"/> CLAIMS-MADE DED <input checked="" type="checkbox"/> RETENTION \$ 0			S2322437	01/01/2024	01/01/2025	EACH OCCURRENCE \$ 5,000,000 AGGREGATE \$ 5,000,000 OTHER: \$
B	WORKERS COMPENSATION AND EMPLOYERS' LIABILITY ANY PROPRIETOR/PARTNER/EXECUTIVE OFFICER/MEMBER EXCLUDED? (Mandatory in NH) If yes, describe under DESCRIPTION OF OPERATIONS below		Y/N	1001880	07/01/2024	07/01/2025	<input checked="" type="checkbox"/> PER STATUTE <input type="checkbox"/> OTH-ER E.L. EACH ACCIDENT \$ 1,000,000 E.L. DISEASE - EA EMPLOYEE \$ 1,000,000 E.L. DISEASE - POLICY LIMIT \$ 1,000,000
C	Contractors Pollution Liability			7930039100008	01/01/2024	01/01/2025	Each Pollution Condition 1,000,000 Aggregate 2,000,000

DESCRIPTION OF OPERATIONS / LOCATIONS / VEHICLES (ACORD 101, Additional Remarks Schedule, may be attached if more space is required)

Bond: 34BCSH9266 IFB-5458-24-DD 2024 Sewer Replacement - Bahamas Way and 22nd & Gunnison Avenue

CERTIFICATE HOLDER City of Grand Junction 250 N 5th St. Grand Junction CO 81501	CANCELLATION SHOULD ANY OF THE ABOVE DESCRIBED POLICIES BE CANCELLED BEFORE THE EXPIRATION DATE THEREOF, NOTICE WILL BE DELIVERED IN ACCORDANCE WITH THE POLICY PROVISIONS.
	AUTHORIZED REPRESENTATIVE <i>Moody-Valley Insurance Agency</i>

© 1988-2015 ACORD CORPORATION. All rights reserved.

AGENCY CUSTOMER ID: _____

LOC #: _____



ADDITIONAL REMARKS SCHEDULE

Page ____ of ____

AGENCY Moody-Valley Insurance Agency, Inc.		NAMED INSURED Sorter Construction, Inc.	
POLICY NUMBER			
CARRIER	NAIC CODE	EFFECTIVE DATE:	

ADDITIONAL REMARKS

THIS ADDITIONAL REMARKS FORM IS A SCHEDULE TO ACORD FORM,
FORM NUMBER: 25 **FORM TITLE:** Certificate of Liability Insurance: Notes

Leased & rented Equipment - Selective Insurance Policy# S232243700 1/1/2024 to 1/1/2025 Limit ACV 250,000 Deductible 1,000

CONTRACTUAL LIABILITY APPLIES PER POLICY TERMS AND CONDITIONS

General Liability:

Blanket Additional Insured status applies only to the extent provided in form CG 7300 1023; CG7988 1023 when required by written contract.
 Blanket Waiver of Subrogation applies only to the extent provided in form CG 7300 1023 when required by written contract.
 Primary and Non-Contributory status only to the extent provided in form CG 7300 1023 when required by written contract.
 Designated Project General Aggregate applies only to the extent provided in form CG2504 0509 & CG2503 05/09 when required by written contract.

Auto Liability:

Blanket Additional Insured status applies only to the extent provided in form CA 7809 0423 when required by written contract.
 Blanket Waiver of Subrogation applies only to the extent provided in form CA 7809 0423 when required by written contract.
 Primary and Non-Contributory status only to the extent provided in form CA 7809 0423 when required by written contract.

Excess Liability:

Excess Liability policy is on a follow form basis for the following underlying insurance coverages: General Liability, Automobile Liability, and Employers Liability. Additional insured status will follow when required by written contract including Primary and Non-Contributory status when required by written contract.
 Blanket Waiver of Subrogation applies only to the extent provided in form CXL456 0622 when required by written contract.

Worker's Compensation:

359-B Form Attached Includes Blanket Waiver of Subrogation. Status applies when required by written contract.

Contractors Pollution Liability:

Blanket Additional Insured status applies only to the extent provided in form OBENVGE346 0119 & OBENVGE351 0920 when required by written contract.
 Blanket Waiver of Subrogation applies only to the extent provided in form OBENVGE320 1120 when required by written contract.
 Primary and Non-Contributory status only to the extent provided in form OBENVGE319 1120 when required by written contract.

IMPORTANT:

The policy forms referenced will be sent via email only. To obtain copies, please send your request with the email address to certrequestgj@moodyins.com