



Purchase Order  
No. 2024-00000605

DATE 11/14/2024

Ph. (970) 256-4048

Fax

Ship To  
City of Grand Junction  
Facilities  
333 West Ave Building B  
Grand Junction, CO 81501

Bill To  
City of Grand Junction  
Facilities  
333 West Ave Building B  
Grand Junction, CO 81501

Vendor  
VENDOR NO. 10830  
Switch It Up Inc.  
145 Yuma St  
Denver, CO 80223  
Phone: (719) 313-2214

PAGE 1 of 1  
SHIP VIA Best Way  
DELIVER BY  
FREIGHT TERMS FOB Dest, Frght Prepaid .Allow  
Payment Terms: Net 30 Days  
Buyer Name: Dolly Daniels  
Buyer Email: dollyd@gjcity.org

Award RFQ-5518-24-DD

| QUANTITY             | UNIT     | DESCRIPTION  | UNIT COST   | TOTAL COST  |
|----------------------|----------|--|-------------|-------------|
| 1.0000               | Lump Sum | CONTRACT SERVICES - Lighting Replacement Creekside<br>Section of GJ Convention Center<br>201-660.8215 - Facility Improvements 31,202.20<br>F2411-F241101 | 31,202.2000 | \$31,202.20 |
| PURCHASE ORDER TOTAL |          |  |             | \$31,202.20 |

Special Instructions: PURCHASE ORDER No. MUST APPEAR ON ALL INVOICES, SHIPPERS, PACKAGES, CORRESPONDENCE  
Tax Exempt No. 98-03544

By: Dolly f. Daniels



## NOTICE TO PROCEED

Date: November 21, 2024

Contractor: Switch-It-Up LED

Project: Lighting Replacement Creekside Section of Grand Junction Convention Center (RFQ-5518-24-DD)

In accordance with the Contract dated November 14, 2024, the Contractor is hereby notified to begin work on the Project on or before December 6, 2024.

The date of final completion is as stated in the solicitation documents.

### CITY OF GRAND JUNCTION, COLORADO

A handwritten signature in blue ink that reads "Dolly Daniels".

Dolly Daniels, Senior Buyer

Receipt of this Notice to Proceed is hereby acknowledged:

Contractor: Switch-It-Up LED

By: A handwritten signature in black ink that reads "Michael J Bellemare".

Print Name: Michael J Bellemare

Title: CEO

Date: 11/21/2024





CITY OF GRAND JUNCTION, COLORADO

\*\*\*\*\*

**CONTRACT**

This CONTRACT made and entered into this **14th day of November, 2024** by and between the **City of Grand Junction, Colorado**, a government entity in the County of Mesa, State of Colorado, hereinafter in the Contract Documents referred to as the "Owner" and **Switch-It-Up LED** hereinafter in the Contract Documents referred to as the "Contractor."

WITNESSETH:

WHEREAS, the Owner advertised that sealed Responses would be received for furnishing all labor, tools, supplies, equipment, materials, and everything necessary and required for the Project described by the Contract Documents and known as **Lighting Replacement Creekside Section of Grand Junction Convention Center (RFQ-5518-24-DD)**.

WHEREAS, the Contract has been awarded to the above-named Contractor by the Owner, and said Contractor is now ready, willing, and able to perform the Work specified in the Notice of Award, in accordance with the Contract Documents.

NOW, THEREFORE, in consideration of the compensation to be paid the Contractor, the mutual covenants hereinafter set forth and subject to the terms hereinafter stated, it is mutually covenanted and agreed as follows:

**ARTICLE 1**

**Contract Documents:** It is agreed by the parties hereto that the following list of instruments, drawings, and documents which are attached hereto, bound herewith, or incorporated herein by reference constitute and shall be referred to either as the "Contract Documents" or the "Contract", and all of said instruments, drawings, and documents taken together as a whole constitute the Contract between the parties hereto, and they are fully a part of this agreement as if they were set out verbatim and in full herein:

The order of contract document governance shall be as follows:

- The body of this Contract Agreement
- Solicitation Documents for the Project; **Lighting Replacement Creekside Section of Grand Junction Convention Center (RFQ-5518-24-DD)**
- Notice of Award
- Contractor's Response to the Solicitation
- Work Change Requests (directing that changed work be performed);
- Field Orders;
- Change Orders.

## ARTICLE 2

Definitions: The clauses provided in the Solicitation apply to the terms used in the Contract and all the Contract Documents.

## ARTICLE 3

Contract Work: The Contractor agrees to furnish all labor, tools, supplies, equipment, materials, and all that is necessary and required to complete the tasks associated with the Work described, set forth, shown, and included in the Contract Documents as indicated in the Solicitation Document.

## ARTICLE 4

Contract Time: Time is of the essence with respect to this Contract. The Contractor hereby agrees to commence Work under the Contract on or before the date specified in the Solicitation from the Owner, and to achieve Substantial Completion and Final Completion of the Work within the time or times specified in the Solicitation.

## ARTICLE 5

Contract Price and Payment Procedures: The Contractor shall accept as full and complete compensation for the performance and completion of all of the Work specified in the Contract Documents, the lump sum of **Thirty-One Thousand, Two Hundred, Two and 20/100 Dollars (\$31,202.20)**. If this Contract contains unit price pay items, the Contract price shall be adjusted in accordance with the actual quantities of items completed and accepted by the Owner at the unit prices quoted in the Solicitation Response. The amount of the Contract Price is and has heretofore been appropriated by the Grand Junction City Council for the use and benefit of this Project. The Contract Price shall not be modified except by Change Order or other written directive of the Owner. The Owner shall not issue a Change Order or other written directive which requires additional work to be performed, which work causes the aggregate amount payable under this Contract to exceed the amount appropriated for this Project, unless and until the Owner provides Contractor written assurance that lawful appropriations to cover the costs of the additional work have been made.

Unless otherwise provided in the Solicitation, monthly partial payments shall be made as the Work progresses. Applications for partial and Final Payment shall be prepared by the Contractor and approved by the Owner in accordance with the Solicitation.

Upon Final Completion of the Work under the Contract and before the Contractor shall receive final payment, the Owner shall publish at least twice in a newspaper of general circulation published in the County a notice that: 1. the Owner has accepted such Work as completed according to the Contract Documents; 2. the Contractor is entitled to final payment therefore; 3. Thirty (30) days after the first publication, specifying the exact date, the Owner shall pay the full balance due under the Contract; and 4. persons having claims for labor, materials, team hire, sustenance, provisions, provender, or other supplies used or consumed by the Contractor or a subcontractor shall file a verified statement of the amount due and unpaid on account of such claim prior to the date specified for such payment. Nothing herein shall be construed as relieving the Contractor and the Sureties on the

Contractor's Bonds from any claim or claims for work or labor done or materials or supplies furnished in the execution of the Contract.

ARTICLE 6

Contract Binding: The Owner and the Contractor each bind itself, its partners, successors, assigns and legal representatives to the other party hereto in respect to all covenants, agreements and obligations contained in the Contract Documents. The Contract Documents constitute the entire agreement between the Owner and Contractor and may only be altered, amended, or repealed by a duly executed written instrument. Neither the Owner nor the Contractor shall, without the prior written consent of the other, assign or sublet in whole or in part its interest under any of the Contract Documents and specifically, the Contractor shall not assign any moneys due or to become due without the prior written consent of the Owner.

ARTICLE 7

Severability: If any part, portion or provision of the Contract shall be found or declared null, void or unenforceable for any reason whatsoever by any court of competent jurisdiction or any governmental agency having the authority thereover, only such part, portion or provision shall be affected thereby and all other parts, portions and provisions of the Contract shall remain in full force and effect.

IN WITNESS WHEREOF, City of Grand Junction, Colorado, has caused this Contract to be subscribed and sealed and attested in its behalf; and the Contractor has signed this Contract the day and the year first mentioned herein.

The Contract is executed in two counterparts.

CITY OF GRAND JUNCTION, COLORADO

DocuSigned by:  
By: Duane Hoff Jr., Contract Administrator - City of Grand Junction 11/15/2024  
Duane Hoff Jr. Contracts Administrator Date

Switch-It-Up LED

Signed by:  
By: Michael J Bellemare 11/14/2024  
Michael Bellemare, CEO Date



**Purchasing Division**

**Request for Quote**

RFQ-5518-24-DD

Lighting Replacement Creekside Section of Grand Junction  
Convention Center

**Responses Due:**

October 15, 2024, prior to 2:00 PM

**Accepting Electronic Responses Only**

**Responses Only Submitted Through the Rocky Mountain E-Purchasing  
System (RMEPS)**

**[www.bidnetdirect.com/colorado](http://www.bidnetdirect.com/colorado)**

(Purchasing Representative does not have access or control of the vendor side of RMEPS. If website or other problems arise during response submission, vendor **MUST** contact RMEPS to resolve the issue prior to the response deadline. 800-835-4603)

**NOTE: All City solicitation openings will continue to be held virtually.**

**Purchasing Representative:**

Dolly Daniels, Senior Buyer

**[dollyd@gjcity.org](mailto:dollyd@gjcity.org)**

970-256-4048

## Table of Contents

|           |                                    |
|-----------|------------------------------------|
| Section 1 | Instruction to Bidders             |
| Section 2 | General Contract Conditions        |
| Section 3 | Statement of Work                  |
| Section 4 | Contractor's Quote Form            |
|           | Price Proposal/Quote Schedule Form |
|           | Attachments:                       |
| A:        | Price Bid Schedule                 |
| B:        | Picture Troffer Lights             |



# **1. Instructions to Bidders**

**NOTE:** It is the Contractor's responsibility to read and review all solicitation documentation in its entirety, and to ensure that they have a clear and complete understanding of not only the scope, specifications, project requirements, etc., but also all other requirements, instructions, rules, regulations, laws, conditions, statements, procurement policies, etc. that are associated with the solicitation process and project/Work being solicited.

- 1.1. A.D.A Document Compliance Requirements:** All work documents, and/or Quote/proposal documents submitted, as a result of this solicitation must comply with all applicable provisions of §§24-85-101, C.R.S., et seq., and the Accessibility Standards for Individuals with a Disability, as established by the Office Of Information Technology according to Section §24-85-103 (2.5), C.R.S. and 3) all State of Colorado technology standards related to technology accessibility and with Level A.A. of the most current version of the Web Content Accessibility Guidelines (WCAG), incorporated in the State of Colorado technology standards.
- 1.2. Purpose:** The City of Grand Junction is soliciting competitive Quotes from qualified and interested Contractors for all labor, equipment, and materials to replace the current can, troffer, and exit lighting with LED lights in the Creekside section of the Grand Junction Convention Center as described in Section 3.2. All dimensions and scope of work should be verified by Contractors prior to submission of Quotes.
- 1.3. Issuing Office:** This Invitation for Bid (IFB) is issued by the City of Grand Junction. All contact regarding this IFB is to be directed to:

Dolly Daniels; Senior Buyer  
[dollyd@gjcity.org](mailto:dollyd@gjcity.org)

With the exception of Pre-Bid or Site Visit Meeting(s) all questions, inquiries, comments, or communication pertaining to this solicitation (whether process, specifications, scope, etc.) must be directed (in writing) to the Purchasing Agent. Other communication may result in disqualification.

- 1.4. Non-Mandatory Pre-Bid Site Walk Down Meeting:** Interested Contractors are strongly encouraged to attend a site visit. The purpose of this site visit meeting will be to inspect and to clarify the contents of this Request for Quote (RFQ). **The site visit meeting shall take place on Thursday, October 3, 2024, at 9:00am at Grand Junction Convention Center, 159 Main Street, Grand Junction, CO 81501.** Nothing stated during the site visit meeting will modify the solicitation. Only information provided in an addendum can modify the solicitation.
- 1.5. The Owner:** The Owner is the City of Grand Junction, Colorado and is referred to throughout this Solicitation. The term Owner means the Owner or its authorized representative.

- 1.6. **Procurement Process:** The most current version of the City of Grand Junction [Purchasing Policy and Procedure Manual](#) is contracting.
- 1.7. **Submission:** **Each proposal shall be submitted in electronic format only, and only through the Rocky Mountain E-Purchasing website. ([www.bidnetdirect.com/colorado](http://www.bidnetdirect.com/colorado)).** **This site offers both “free” and “paying” registration options that allow for full access of the Owner’s documents and for electronic submission of proposals.** (Note: “free” registration may take up to 24 hours to process. Please Plan accordingly.) Please view our “**Electronic Vendor Registration Guide**” at <https://co-grandjunction.civicplus.com/501/Purchasing-Bids> for details. (Purchasing Representative does not have access or control of the vendor side of RMEPS. If the website or other problems arise during response submission, the vendor **MUST** contact RMEPS to resolve the issue prior to the response deadline **800-835-4603**).

**Bid Opening Lighting Replacement Creekside Section of GJ Convention Center  
Oct 15, 2024, 2:00 – 2:30 PM (America/Denver)**

Please join my meeting from your computer, tablet or smartphone.

<https://meet.goto.com/317808629>

You can also dial in using your phone.

Access Code: 317-808-629

United States: [+1 \(571\) 317-3122](tel:+15713173122)

Join from a video-conferencing room or system.

Meeting ID: 317-808-629

Dial in or type: 67.217.95.2 or [inroomlink.goto.com](https://inroomlink.goto.com)

Or dial directly: 317808629@67.217.95.2 or 67.217.95.2##317808629

Get the app now and be ready when your first meeting starts:

<https://meet.goto.com/install>

- 1.8. **Modification and Withdrawal of Quotes Before Opening.** Quotes may be modified or withdrawn by an appropriate document stating such, duly executed and submitted to the place where Quotes are to be submitted at any time prior to Quote Opening.
- 1.9. **Printed Form for Price Quote:** All Price Quotes must be made upon the Price Quote Schedule attached and should give the amounts both in words and in figures and must be signed and acknowledged by the Bidder.

The Bidder shall specify a unit price in figures for each pay item for which a quantity is given and shall provide the products (in numbers) of the respective unit prices and quantities in the Extended Amount column. The total Quote price shall be equal to the sum of all extended amount prices. When an item in the Price Quote Schedule provides a choice to be made by the Bidder, Bidder's choice shall be indicated in accordance with the specifications for that particular item and thereafter no further choice shall be permitted.

Where the unit of a pay item is lump sum, the lump sum amount shall be shown in the "extended amount" column and included in the summation of the total Quote.

All blank spaces in the Price Quote Schedule must be properly filled out.

Quotes by corporations must be executed in the corporate name by the president or vice president or other corporate office accompanied by evidence of authority to sign. The corporate address and state of incorporation shall be shown below the signature.

Quotes by partnerships must be executed in the partnership name and signed by a partner whose title must appear under the signature and the official address of the partnership must be shown below the signature.

All names must be typed or printed below the signature.

The Bidder's Quote shall contain an acknowledgement of receipt of all Addenda, the numbers of which shall be filled in on the Contractor's Quote Form.

The contact information to which communications regarding the Quote are to be directed must be shown.

- 1.10. **Exclusions:** No oral, telephonic, emailed, or facsimile Quote will be considered
- 1.11. **Contract Documents:** The complete RFQ and Bidder's response compose the Contract Documents. Copies of Quote documents can be obtained from the City Purchasing website, <https://co-grandjunction.civicplus.com/501/Purchasing-Bids> .
- 1.12. **Additional Documents:** The July 2010 edition of the "City Standard Contract Documents for Capital Improvements Construction", Plans, Specifications and other Quote Documents are available for review or download on the Purchasing Bids page at <https://co-grandjunction.civicplus.com/501/Purchasing-Bids>.
- 1.13. **Definitions and Terms:** See Article I, Section 3 of the General Contract Conditions in the *Standard Contract Documents for Capital Improvements Construction*.
- 1.14. **Examination of Specifications:** Bidders shall thoroughly examine and be familiar with the project Statement of Work. The failure or omission of any Bidder to receive or examine any form, addendum, or other document shall in no way relieve any Bidder from any obligation with respect to its Quote. The submission of a Quote shall be taken as evidence of compliance with this section. Prior to submitting a Quote, each Bidder shall, at a minimum:
  - a. Examine the *Contract Documents* thoroughly;
  - b. Visit the site to familiarize with local conditions that may in any manner affect cost, progress, or performance of the Work;
  - c. Become familiar with federal, state, and local laws, ordinances, rules, and regulations that may in any manner affect cost, progress or performance of the Work;
  - d. Study and carefully correlate Bidder's observations with the *Contract Documents*, and;
  - e. Notify the Purchasing Agent of all conflicts, errors, ambiguities or discrepancies in or among the *Contract Documents* within the designated inquiry period.



On request, the Owner will provide each Bidder access to the site to conduct such investigations and tests as each Bidder deems necessary for submission of a Quote. It shall be the Bidder's responsibility to make or obtain any additional examinations, investigations, explorations, tests and studies and obtain any additional information and data which pertain to the physical conditions of the site or otherwise which may affect cost, progress or performance of the Work and which the Bidder deems necessary to determine its Quote for performing the Work in accordance with the time, price and other terms and conditions of the Contract Documents.

By submission of a Quote, the Bidder shall be conclusively presumed to represent that the Bidder has complied with every requirement of these Instructions to Bidders, that the *Contract Documents* are not ambiguous and are sufficient in scope and detail to indicate and convey understanding of all terms and conditions for performance of the Work.

- 1.15. Questions Regarding Statement of Work:** Any information relative to interpretation of Scope of Work or specifications shall be requested of the Purchasing Representative, in writing, in ample time, prior to the inquiry deadline.
- 1.16. Addenda & Interpretations:** If it becomes necessary to revise any part of this solicitation, a written addendum will be posted electronically on the City's website at <https://co-grandjunction.civicplus.com/501/Purchasing-Bids> . The Owner is not bound by any oral representations, clarifications, or changes made in the written specifications by Owner, unless such clarification or change is provided in written addendum form from the City Purchasing Representative.
- 1.17. Taxes:** The Owner is exempt from State retail and Federal tax. The Quote price must be net, exclusive of taxes.
- 1.18. Sales and Use Taxes:** The Contractor and all Subcontractors are required to obtain exemption certificates from the Colorado Department of Revenue for sales and use taxes in accordance with the provisions of the General Contract Conditions. Quotes shall reflect this method of accounting for sales and use taxes on materials, fixtures and equipment.
- 1.19. Offers Binding 60 Days:** Unless additional time is required by the Owner, or otherwise specified, all formal offers submitted shall be binding for sixty (60) calendar days following opening date, unless the Bidder, upon request of the Purchasing Representative, agrees to an extension.
- 1.20. Exceptions and Substitutions:** All Quotes meeting the intent of this IFB shall be considered for award. A Contractor taking exception to the specifications does so at the Bidder's risk. The Owner reserves the right to accept or reject any or all substitutions or alternatives. When offering substitutions and/or alternatives, Contractor must state any exception(s) in the section to which the exception(s) pertains. Exception/substitution, if accepted, must meet or exceed the stated intent and/or specifications. The absence of stated exception(s) indicates that the Contractor has not taken exceptions, and if awarded a Contract, shall hold the Contractor responsible to perform in strict accordance with the specifications or scope of the proposal and contract documents.

**1.21. Collusion Clause:** Each Contractor by submitting a proposal certifies that it is not party to any collusive action or any action that may be in violation of the Sherman Antitrust Act. Any and all proposals shall be rejected if there is evidence or reason for believing that collusion exists among the proposers. The Owner may or may not, at its discretion, accept future proposals for the same service or commodities for participants in such collusion.

**1.22. Disqualification of Bidders:** A Quote will not be accepted from, nor shall a Contract be awarded to, any person, Contractor, or corporation that is in arrears to the Owner, upon debt or contract, or that has defaulted, as surety or otherwise, upon any obligation to the Owner, or that is deemed irresponsible or unreliable.

Bidders may be required to submit satisfactory evidence that it is responsible, have a practical knowledge of the project Quote upon and that it has the necessary financial and other resources to complete the proposed Work.

Either of the following reasons, without limitation, shall be considered sufficient to disqualify a Bidder and Quote:

- a. More than one Quote is submitted for the same Work from an individual, Contractor, or corporation under the same or different name; and
- b. Evidence of collusion among Bidders. Any participant in such collusion shall not receive recognition as a Bidder for any future Work of the Owner until such participant has been reinstated as a qualified Bidder.

**1.23. Public Disclosure Record:** If the Bidder has knowledge of its employee(s) or sub-Contractors having an immediate family relationship with an Owner employee or elected official, the Bidder must provide the Purchasing Agent with the name(s) of the individuals. The individuals are required to file a "Public Disclosure Record", a statement of financial interest, before conducting business with the Owner.

## **2. General Contract Conditions for Construction Projects**

**2.5. The Contract:** This Request for Quote submitted documents, and any negotiations, when properly accepted by the City, shall constitute a Contract equally binding between the City and Contractor. The contract represents the entire and integrated agreement between the parties hereto and supersedes all prior negotiations, representations, or agreements, either written or oral. The contract may be amended or modified with Change Orders, Field Orders, or Addendums.

**2.6. The Work:** The term Work includes all labor necessary to produce the construction required by the Contract Documents, and all materials and equipment incorporated or to be incorporated in such construction.

**2.7. Execution, Correlation, Intent, and Interpretations:** The Contract Documents shall be signed by the Owner and Contractor. By executing the Contract, the Contractor represents that it has familiarized itself with the local conditions under which the Work is

to be performed and correlated its observations with the requirements of the Contract Documents. The Contract Documents are complementary, and what is required by anyone, shall be as binding as if required by all. The intention of the Contract Documents is to include all labor, materials, equipment, Work and other items necessary for the proper execution and completion of the Scope of Work as defined in the technical specifications and/or drawings contained herein. All drawings, specifications and copies furnished by the Owner are, and shall remain, Owner property. It is not to be used on any other project.

- 2.8. The Owner:** The Owner is the City of Grand Junction, Colorado and is referred to throughout the Contract Documents. The term Owner means the Owner or its authorized representative. The Owner shall, at all times, have access to the Work wherever it is in preparation and progress. The Contractor shall provide facilities for such access. The Owner will make periodic visits to the site to familiarize itself generally with the progress and quality of Work and to determine, in general, if the Work is proceeding in accordance with the contract documents. Based on such observations and the Contractor's Application for Payment, the Owner will determine the amounts owing to the Contractor and will issue Certificates for Payment in such amounts as provided in the contract. The Owner will have authority to reject Work which does not conform to the Contract documents. Whenever, in its reasonable opinion, it considers it necessary or advisable to ensure the proper implementation of the intent of the Contract Documents, it will have authority to require the Contractor to stop the Work or any portion, or to require special inspection or testing of the Work, whether or not such Work can be then be fabricated, installed, or completed. The Owner will not be responsible for the acts or omissions of the Contractor, and sub-Contractor, or any of its agents or employees, or any other persons performing any of the Work.
- 2.9. Contractor:** The Contractor is the person or organization identified as such in the Agreement and is referred to throughout the Contract Documents. The term Contractor means the Contractor or its authorized representative. The Contractor shall carefully study and compare the General Contract Conditions of the Contract, Specification and Drawings, Scope of Work, Addenda and Modifications and shall at once report to the Owner any error, inconsistency, or omission it may discover. Contractor shall not be liable to the Owner for any damage resulting from such errors, inconsistencies, or omissions. The Contractor shall not commence Work without clarifying Drawings, Specifications, or Interpretations.
- 2.10. Sub-Contractors:** A sub-contractor is a person or organization who has a direct contract with the Contractor to perform any of the Work at the site. The term sub-Contractor is referred to throughout the contract documents and means a sub-Contractor or its authorized representative.
- 2.11. Award of Sub-Contractors & Other Contracts for Portions of the Work:** Contractor shall submit with its Quote response to the Owner, in writing for acceptance, a list of the names of the sub-Contractors or other persons or organizations proposed for such portions of the Work as may be designated in the proposal requirements, or, if none is so designated, the names of the sub-Contractors proposed for the principal portions of the Work. Prior to the award of the contract, the Owner shall notify the successful Contractor in writing if, after due investigation, has reasonable objection to any person

or organization on such list. If, prior to the award of the contract, the Owner has a reasonable and substantial objection to any person or organization on such list and refuses in writing to accept such person or organization, the successful Contractor may, prior to the award, withdraw its proposal without forfeiture of proposal security. If the successful Contractor submits an acceptable substitute with an increase in the proposed price to cover the difference in cost occasioned by the substitution, the Owner may, at its discretion, accept the increased proposal or may disqualify the Contractor. If, after the award, the Owner refuses to accept any person or organization on such list, the Contractor shall submit an acceptable substitute and the contract sum shall be increased or decreased by the difference in cost occasioned by such substitution and an appropriate Change Order shall be issued. However, no increase in the contract sum shall be allowed for any such substitution unless the Contractor has acted promptly and responsively in submitting a name with respect thereto prior to the award.

- 2.12. Substitutions:** The materials, products and equipment described in the *Solicitation Documents* shall be regarded as establishing a standard of required performance, function, dimension, appearance, or quality to be met by any proposed substitution. No substitution will be considered prior to receipt of Quotes unless the Bidder submits a written request for approval to the City Purchasing Division at least ten (10) days prior to the date for receipt of Quotes. Such requests for approval shall include the name of the material or equipment for which substitution is sought and a complete description of the proposed substitution including drawings, performance and test data, and other information necessary for evaluation, including samples if requested. The Bidder shall set forth changes in other materials, equipment, or other portions of the Work including changes of the Work of other contracts, which incorporation of the proposed substitution would require to be included. The Owner's decision of approval or disapproval of a proposed substitution shall be final. If the Owner approves a proposed substitution before receipt of Quotes, such approval will be set forth in an Addendum. Bidders shall not rely upon approvals made in any other manner.
- 2.13. Supervision and Construction Procedures:** The Contractor shall supervise and direct the Work, using its best skill and attention. It shall be solely responsible for all construction means, methods, techniques, sequences, and procedures and for coordinating all portions of the Work under the contract.
- 2.14. Warranty:** The Contractor warrants to the Owner that all materials and equipment furnished under this contract will be new unless otherwise specified, and that all Work will be of good quality, free from faults and defects and in conformance with the Contract Documents. All Work not so conforming to these standards may be considered defective. If required by Owner, the Contractor shall furnish satisfactory evidence as to the kind and quality of materials and equipment. If within ten (10) days after written notice to the Contractor requesting such repairs or replacement, the Contractor should neglect to make or undertake with due diligence to the same, the City may make such repairs or replacements. All indirect and direct costs of such correction or removal or replacement shall be at the Contractor's expense. The Contractor will also bear the expenses of making good all Work of others destroyed or damaged by the correction, removal or replacement of its defective Work.

- 2.15. Permits, Fees, & Notices:** The Contractor shall secure and pay for all permits, governmental fees, and licenses necessary for the proper execution and completion of the Work. The Contractor shall give all notices and comply with all laws, ordinances, rules, regulations, and orders of any public authority, including the City, bearing on the performance of the Work. If the Contractor observes that any of the Contract Documents are at variance in any respect, it shall promptly notify the Purchasing Agent in writing, and any necessary changes shall be adjusted. If the Contractor performs any Work knowing it to be contrary to such laws, ordinances, rules, and regulations, and without such notice to the Owner, it shall assume full responsibility and shall bear all costs attributable to the non-conforming Work.
- 2.16. Responsibility for Those Performing the Work:** The Contractor shall be responsible to the Owner for the acts and omissions of all its employees and all sub-Contractors, its agents and employees, and all other persons performing any of the Work under a contract with the Contractor.
- 2.17. Use of the Site:** The Contractor shall confine operations at the site to areas permitted by law, ordinances, permits and the Contract Documents, and shall not unreasonably encumber the site with any materials or equipment.
- 2.18. Cleanup:** The Contractor at all times shall keep the premises free from accumulation of waste materials or rubbish caused by its operations. At the completion of Work shall remove all its waste materials and rubbish from and about the project, as well as all its tools, construction equipment, machinery, and surplus materials.
- 2.19. Insurance:** The selected Bidder agrees to procure and maintain, at its own cost, policy(s) of insurance sufficient to insure against all liability, claims, demands, and other obligations assumed by the Bidder pursuant to this Section. Such insurance shall be in addition to any other insurance requirements imposed by this Contract or by law. The Bidder shall not be relieved of any liability, claims, demands, or other obligations assumed pursuant to this Section by reason of its failure to procure or maintain insurance in sufficient amounts, durations, or types.

Bidder shall procure and maintain and, if applicable, shall cause any Subcontractor of the Bidder to procure and maintain insurance coverage listed below. Such coverage shall be procured and maintained with forms and insurance acceptable to the Owner. All coverage shall be continuously maintained to cover all liability, claims, demands, and other obligations assumed by the Bidder pursuant to this Section. In the case of any claims-made policy, the necessary retroactive dates and extended reporting periods shall be procured to maintain such continuous coverage. Minimum coverage limits shall be as indicated below unless specified otherwise in the Special Conditions:

(a) Worker Compensation: Contractor shall comply with all State of Colorado Regulations concerning Workers' Compensation insurance coverage.

(b) General Liability insurance with minimum combined single limits of:

FIVE HUNDRED THOUSAND DOLLARS (\$500,000) each occurrence and  
FIVE HUNDRED THOUSAND DOLLARS (\$500,000) per job aggregate.

The policy shall be applicable to all premises and operations. The policy shall include coverage for bodily injury, broad form property damage (including completed



operations), personal injury (including coverage for contractual and employee acts), blanket contractual, products, and completed operations. The policy shall include coverage for explosion, collapse, and underground hazards. The policy shall contain a severability of interest's provision.

(c) Comprehensive Automobile Liability insurance with minimum combined single limits for bodily injury and property damage of not less than:

FIVE HUNDRED THOUSAND DOLLARS (\$500,000) each occurrence and  
FIVE HUNDRED THOUSAND DOLLARS (\$500,000) aggregate

This policy shall provide coverage to protect the contractor against liability incurred as a result of the professional services performed as a result of responding to this Solicitation.

With respect to each of Bidder's owned, hired, or non-owned vehicles assigned to be used in performance of the Work. The policy shall contain a severability of interests provision. The policies required by paragraph (b) above shall be endorsed to include the City and/or County, and the City's and/or County's officers and employees as additional insureds. Every policy required above shall be primary insurance, and any insurance carried by the Owner, its officers, or its employees, or carried by or provided through any insurance pool of the Owner, shall be excess and not contributory insurance to that provided by Bidder. No additional insured endorsement to any required policy shall contain any exclusion for bodily injury or property damage arising from completed operations. The Bidder shall be solely responsible for any deductible losses under any policy required above.

**2.20. Indemnification:** The Contractor shall defend, indemnify and save harmless the Owner, and all its officers, employees, insurers, and self-insurance pool, from and against all liability, suits, actions, or other claims of any character, name and description brought for or on account of any injuries or damages received or sustained by any person, persons, or property on account of any negligent act or fault of the Contractor, or of any Contractor's agent, employee, sub-Contractor or supplier in the execution of, or performance under, any contract which may result from proposal award. Contractor shall pay any judgment with costs which may be obtained by and/or against the Owner arising out of or under the performance.

**2.21. Miscellaneous Conditions: Material Availability:** Contractors must accept responsibility for verification of material availability, production schedules, and other pertinent data prior to submission of Quote. It is the responsibility of the Bidder to notify the Owner immediately if materials specified are discontinued, replaced, or not available for an extended period of time. **OSHA Standards:** All Bidders agree and warrant that Work performed in response to this invitation shall conform to the standards declared by the US Department of Labor under the Occupational Safety and Health Act of 1970 (OSHA). In the event the Work does not conform to OSHA standards, the Owner may require the Work to be redone at no additional expense to the Owner.

**2.22. Time:** Time is of the essence with respect to the time of completion of the Project and any other milestones or deadline which are part of the Contract. It will be necessary for each Bidder to satisfy the City of its ability to complete the Work within the Contract Time set forth in the Contract Documents. The Contract Time is the period of time allotted in

the Contract Documents for completion of the Work. The date of commencement of the Work is the date established in a Notice to Proceed. If there is no Notice to Proceed, it shall be the date of the Contract or such other date as may be established therein, or as established as entered on the Quote Form. The Date of Final Completion of the Work is the date certified by the Owner when all construction, and all other Work associated to include, but not be limited to: testing, QA/QC, receipt of required reports and/or forms, grant requirements (if applicable), punch list items, clean-up, receipt of drawings and/or as-builts, etc., is fully complete, and in accordance with the Contract Documents.

- 2.23. Progress & Completion:** The Contractor shall begin Work on the date of commencement as defined in the Contract and shall carry the Work forward expeditiously with adequate forces and shall complete it within the contract time.
- 2.24. Payment & Completion:** The Contract Sum is stated in the Contract and is the total amount payable by the Owner to the Contractor for the performance of the Work under the Contract Documents. Upon receipt of written notice that the Work is ready for final inspection and acceptance and upon receipt of application for payment, the Owner's Project Manager will promptly make such inspection and, when it finds the Work acceptable under the Contract Documents and the Contract fully performed, the Owner shall make payment in the manner provided in the Contract Documents.
- 2.25. Contingency/Force Account/Minor Contract Revisions:** Contingency/Force Account/Minor Contract Revisions Work will be authorized by the Owner's Project Manager and is defined as minor expenses to cover miscellaneous or unforeseen expenses related to the project. The expenses are not included in the Drawings, Specifications, or Scope of Work and are necessary to accomplish the scope of this contract. Contingency/Force Account/Minor Contract Revisions Authorization will be directed by the Owner through an approved form. Contingency/Force Account/Minor Contract Revisions funds are the property of the Owner and any Contingency/Force Account/Minor Contract Revisions funds, not required for project completion, shall remain the property of the Owner. Contractor is not entitled to any Contingency/Force Account/Minor Contract Revisions funds, that are not authorized by Owner or Owner's Project Manager.
- 2.26. Protection of Persons & Property:** The Contractor shall comply with all applicable laws, ordinances, rules, regulations, and orders of any public authority having jurisdiction for the safety of persons or property or to protect them from damage, injury or loss. Contractor shall erect and maintain, as required by existing safeguards for safety and protection, and all reasonable precautions, including posting danger signs or other warnings against hazards promulgating safety regulations and notifying owners and users of adjacent utilities. When or where any direct or indirect damage or injury is done to public or private property by or on account of any act, omission, neglect, or misconduct by the Contractor in the execution of the Work, or in consequence of the non-execution thereof by the Contractor, it shall restore, at its own expense, such property to a condition similar or equal to that existing before such damage or injury was done, by repairing, rebuilding, or otherwise restoring as may be directed, or it shall make good such damage or injury in an acceptable manner.

- 2.27. Changes in the Work:** The Owner, without invalidating the contract, may order changes in the Work within the general scope of the contract consisting of additions, deletions or other revisions, the contract sum, and the contract time being adjusted accordingly. All such changes in the Work shall be authorized by Change Order and shall be executed under the applicable conditions of the contract documents. A Change Order is a written order to the Contractor signed by the Owner issued after the execution of the contract, authorizing a change in the Work or an adjustment in the contract sum or the contract time. The contract sum and the contract time may be changed only by Change Order.
- 2.28. Claims for Additional Cost or Time:** If the Contractor wishes to make a claim for an increase in the contract sum or an extension in the contract time, it shall give the Owner written notice thereof within a reasonable time after the occurrence of the event giving rise to such claim. This notice shall be given by the Contractor before proceeding to execute the Work, except in an emergency endangering life or property in which case the Contractor shall proceed in accordance with the regulations on safety. No such claim shall be valid unless so made. Any change in the contract sum or contract time resulting from such claim shall be authorized by Change Order.
- 2.29. Minor Changes in the Work:** The Owner shall have authority to order minor changes in the Work not involving an adjustment in the contract sum or an extension of the contract time and not inconsistent with the intent of the contract documents.
- 2.30. Field Orders:** The Owner may issue written Field Orders which interpret the Contract Documents in accordance with the specifications, or which order minor changes in the Work in accordance with the agreement, without change in the contract sum or time. The Contractor shall carry out such Field Orders promptly.
- 2.31. Uncovering & Correction of Work:** The Contractor shall promptly correct all Work rejected by the Owner as defective or as failing to conform to the contract documents whether observed before or after substantial completion and whether or not fabricated installed or competed. The Contractor shall bear all costs of correcting such rejected Work, including the cost of the Owner's additional Work thereby made necessary. If within one (1) year after the date of completion or within such longer period of time as may be prescribed by law or by the terms of any applicable special guarantee required by the contract documents, any of the Work found to be defective or not in accordance with the contract documents, the Contractor shall correct it promptly after receipt of a written notice from the Owner to do so unless the Owner has previously given the Contractor a written acceptance of such condition. The Owner shall give such notice promptly after discovery of condition. All such defective or non-conforming Work under the above paragraphs shall be removed from the site where necessary and the Work shall be corrected to comply with the contract documents without cost to the Owner. The Contractor shall bear the cost of making good all Work of separate Contractors destroyed or damaged by such removal or correction. If the Owner prefers to accept defective or non-conforming Work, it may do so instead of requiring its removal and correction, in which case a Change Order will be issued to reflect an appropriate reduction in the payment or contract sum, or, if the amount is determined after final payment, it shall be paid by the Contractor.



- 2.28. Amendment:** No oral statement of any person shall modify or otherwise change, or affect the terms, conditions or specifications stated in the Contract. All amendments to the Contract shall be made in writing by the City Contract Administrator.
- 2.29. Assignment:** The Contractor shall not sell, assign, transfer or convey the Contract resulting from this IFB, in whole or in part, without the prior written approval from the Owner.
- 2.30. Compliance with Laws:** Quotes must comply with all Federal, State, County and local laws governing the service and the fulfillment of the Work for and on behalf of the public. Contractor hereby warrants that it is qualified to assume the responsibilities and render the Work described herein and has all requisite corporate authority and professional licenses in good standing, required by law.
- 2.31. Confidentiality:** All information disclosed by the Owner to the Contractor for the purpose of the Work to be done or information that comes to the attention of the Contractor during the course of performing such Work is to be kept strictly confidential.
- 2.32. Conflict of Interest:** No public official and/or City/County employee shall have interest in the Contract resulting from this Request for Quote.
- 2.33. Contract Termination:** The Contract shall remain in effect until any of the following occurs: (1) Contract expires; (2) completion of Work; (3) acceptance of Work or, (4) for convenience terminated by either party with a written *Notice of Cancellation* stating therein the reasons for such cancellation and the effective date of cancellation at least thirty days past notification.
- 2.34. Employment Discrimination:** During the performance of any Work per agreement with the Owner, the Contractor agrees to:
- 2.34.1.** Not discriminate against any employee or applicant for employment because of race, religion, color, sex, age, handicap, or national origin except when such condition is a legitimate occupational qualification reasonably necessary for the normal operations of the Contractor. The Contractor agrees to post in conspicuous places, visible to employees and applicants for employment, notices setting forth the provisions of this nondiscrimination clause.
  - 2.34.2.** In all solicitations or advertisements for employees placed by or on behalf of the Contractor, it is said that the Contractor is an Equal Opportunity Employer.
  - 2.34.3.** Notices, advertisements, and solicitations placed in accordance with federal law, rule, or regulation shall be deemed sufficient for the purpose of meeting the requirements of this section.
- 2.35. Affirmative Action:** In executing a Contract with the City, the Contractor agrees to comply with Affirmative Action and Equal Employment Opportunity regulations presented in the General Contract Conditions.

- 2.36. Immigration Reform and Control Act of 1986 and Immigration Compliance:** The Contractor certifies that it does not and will not during the performance of the Contract employ Worker(s) without authorization Work or otherwise violate the provisions of the Federal Immigration Reform and Control Act of 1986 and/or law regulating immigration compliance.
- 2.37. Ethics:** The Contractor shall not accept or offer gifts or anything of value and/or enter into any business arrangement with any employee, official, or agent of the Owner.
- 2.38. Failure to Deliver:** In the event of failure of the Contractor to perform in accordance with the Contract Documents, the Owner, after due oral or written notice, may procure Work from other sources and hold the Contractor responsible for any and all costs resulting in the purchase of additional Work and materials necessary to perform the Work. This remedy shall be in addition to any other remedies that the Owner may have.
- 2.39. Failure to Enforce:** Failure by the Owner at any time to enforce the provisions of the Contract shall not be construed as a waiver of any such provisions. Such failure to enforce shall not affect the validity of the Contract or any part thereof or the right of the Owner to enforce any provision of the Contract Documents at any time in accordance with the terms thereof.
- 2.40. Force Majeure:** The Contractor shall not be held responsible for failure to perform the duties and responsibilities imposed by the Contract due to legal strikes, fires, riots, rebellions, and acts of God beyond the control of the Contractor, unless otherwise specified in the Contract.
- 2.41. Independent Contractor:** The Contractor shall be legally considered an independent Contractor and neither the Contractor nor its employees shall, under any circumstances, be considered servants or agents of the Owner. The Owner shall be at no time legally responsible for any negligence or other wrongdoing by the Contractor, its servants, or agents. The Owner shall not withhold from the Contract payments to the Contractor any federal or state unemployment taxes, federal or state income taxes, Social Security, or any other amounts for benefits to the Contractor. Further, the Owner shall not provide the Contractor with any insurance coverage or other benefits, including Workers' Compensation, normally provided by the Owner for its employees.
- 2.42. Nonconforming Terms and Conditions:** A Quote that includes terms and conditions that do not conform to the terms and conditions of this Request for Quote is subject to rejection as non-responsive. The Owner reserves the right to permit the Contractor to withdraw nonconforming terms and conditions from its Quote prior to a determination by the Owner of non-responsiveness based on the submission of nonconforming terms and conditions.

Items for non-responsiveness may include, but not be limited to:

- a. Submission of the Quote on forms other than those supplied by the City;
- b. Alteration, interlineation, erasure, or partial detachment of any part of the forms which are supplied herein;

- c. Inclusion of unauthorized additions conditional or alternate Quotes or irregularities of any kind which may tend to make the Quote incomplete, indefinite, or ambiguous as to its meaning;
- d. Failure to acknowledge receipt of any or all issued Addenda;
- e. Failure to provide a unit price or a lump sum price, as appropriate, for each pay item listed except in the case of authorized alternative pay items;
- f. Failure to list the names of Sub-Contractors used in the Quote preparation as may be required in the Solicitation Documents;
- g. Submission of a Quote that, in the opinion of the Owner, is unbalanced so that each item does not reasonably carry its own proportion of cost or which contains inadequate or unreasonable prices for any item;
- h. Tying of the Quote with any other Quote or contract; and
- i. Failure to calculate Quote prices as described herein.

**2.43. Evaluation of Quotes and Bidders:** The Owner reserves the right to:

- reject any and all Quotes,
- waive any and all informalities,
- take into account any prompt payment discounts offered by Bidder,
- negotiate final terms with the Successful Bidder,
- take into consideration past performance of previous awards/contracts with the Owner of any Contractor, Vendor, Firm, Supplier, or Service Provider in determining final award. and
- disregard any and all nonconforming, nonresponsive or conditional Quotes.

Discrepancies between words and figures will be resolved in favor of words. Discrepancies between Unit Prices and Extended Prices will be resolved in favor of the Unit Prices. Discrepancies between the indicated sum of any column of figures and the correct sum thereof will be resolved in favor of the correct sum. The corrected extensions and totals will be shown in the tabulation of Quotes.

The Owner may consider the qualifications and experience of Sub-Contractors and other persons and organizations (including those who are to furnish the principal items of material or equipment) proposed for those portions of the Work as to which the identity of Sub-Contractors and other persons and organizations must be submitted. Operating costs, maintenance considerations, performance data, and guarantees of materials and equipment may also be considered by the Owner.

The Owner will conduct such investigations as deemed necessary to assist in the evaluation of any Quote and to establish the responsibility, qualifications, and financial ability of the Bidder, proposed Sub-Contractors and other persons and organizations to do the Work in accordance with the *Contract Documents* to the City's satisfaction within the Contract Time.

The Bidder shall furnish the Owner with all information and data requested by the Owner to determine the ability of the Bidder to perform the Work. The Owner reserves the right to reject the Quote if the evidence submitted by, or investigation of such Bidder fails to satisfy the Owner that such Bidder is properly qualified to carry out the obligations of the Contract and to complete the Work contemplated therein.

By submitting a Quote, each Bidder authorizes the Owner to perform such investigation of the Bidder as the Owner deems necessary to establish the responsibility, qualifications, and financial ability of the Bidder and, by its signature thereon, authorizes the Owner to obtain reference information concerning the Bidder and releases the party providing such information and the Owner from any and all liability to the Bidder as a result of such reference information so provided.

The Owner reserves the right to reject the Quote of any Bidder who does not pass any evaluation to the Owner's satisfaction.

If the Contract is to be awarded, it will be awarded to the Bidder who, by evaluation, the Owner determines will best meet the Owner's interests.

The Owner reserves the right to accept or reject the Work contained in any of the Price Quote Schedules or alternates, either in whole or in part.

- 2.44. Award of Contract:** Unless otherwise indicated, a single award will be made for all the Quote items in an individual Quote schedule. In the event that the Work is contained in more than one Quote Schedule, the City may award Schedules individually or in combination. In the case of two Quote Schedules which are alternative to each other, only one of such alternative Schedules will be awarded. Within forty-five (45) Calendar Days of Quote Opening, the City will issue a Notice of Award to the Successful Bidder which will be accompanied by four (4) unsigned copies of the Contract and the Performance and Payment Bond forms. Within ten (10) Calendar Days thereafter, the Successful Bidder shall sign and deliver four (4) copies of the Contract, Performance Bond, Payment Bond, and Certificates of Insurance to the City. Within ten (10) Calendar Days thereafter, the City will deliver two (2) fully executed counterparts of the Contract to the Contractor. No contract shall exist between the Successful Bidder and the City and the Successful Bidder shall have no rights at law or in equity until the Contract has been duly executed by the City.

The Successful Bidder's failure to sign and submit a Contract and other documents set forth in this Paragraph within the prescribed time shall be just cause of annulment of the award, and forfeiture of the Quote Guaranty. The award of Contract may then be made to the next qualified Bidder in the same manner as previously prescribed.

- 2.45. Ownership:** All plans, prints, designs, concepts, etc., shall become the property of the Owner.
- 2.46. Oral Statements:** No oral statement of any person shall modify or otherwise affect the terms, conditions, or specifications stated in this document and/or resulting agreement. All modifications to this request and any agreement must be made in writing by the Owner.

- 2.47. Patents/Copyrights:** The Contractor agrees to protect the Owner from any claims involving infringements of patents and/or copyrights. In no event shall the Owner be liable to the Contractor for any/all suits arising on the grounds of patent(s)/copyright(s) infringement. Patent/copyright infringement shall null and void any agreement resulting from response to this Request for Quote.
- 2.48. Remedies:** The Contractor and Owner agree that both parties have all rights, duties, and remedies available as stated in the Uniform Commercial Code.
- 2.49. Venue:** Any agreement as a result of responding to this IFB shall be deemed to have been made in, and shall be construed and interpreted in accordance with, the laws of the City of Grand Junction, Mesa County, Colorado.
- 2.50. Expenses:** Expenses incurred in preparation, submission, and presentation of this IFB are the responsibility of the company and cannot be charged to the Owner.
- 2.51. Sovereign Immunity:** The Owner specifically reserves and asserts its right under Colorado Law and the cases applying and construing the same, including but not limited to the Colorado Governmental Immunity Act, 24-10-101 S.R.S. et seq.
- 2.52. Non-Appropriation of Funds:** The contractual obligation of the Owner under this contract is contingent upon the availability of appropriated funds from this fiscal year budget as approved by the City Council or Board of County Commissioners from this fiscal year only. State of Colorado law prohibit obligation of public funds beyond the fiscal year for which the budget was approved. Anticipated expenditures/obligations beyond the end of the current Owner's fiscal year budget shall be subject to budget approval. Any contract will be subject to and must contain a governmental non-appropriation of funds clause.
- 2.53. Cooperative Purchasing:** Purchases as a result of this solicitation are primarily for the City/County. Other governmental entities may be extended the opportunity to utilize the resultant contract award with the agreement of the successful provider and the participating agencies. All participating entities will be required to abide by the specifications, terms, conditions, and pricings established in this Quote. The quantities furnished in this Quote document are only for the City/County. It does not include quantities for any other jurisdiction. The City or County will be responsible only for the award for its jurisdiction. Other participating entities will place its own awards on its respective Purchase Orders through its purchasing office or use its purchasing card for purchase/payment as authorized or agreed upon between the provider and the individual entity. The City/County accepts no liability for payment of orders placed by other participating jurisdictions that choose to piggy-back on our solicitation. Orders placed by participating jurisdictions under the terms of this solicitation will indicate its specific delivery and invoicing instructions.
- 2.54. Keep Jobs in Colorado Act:** Contractor shall be responsible for ensuring compliance with Article 17 of Title 8, Colorado Revised Statutes requiring 80% Colorado labor to be employed on public works. Contractor shall, upon reasonable notice provided by the Owner, permit the Owner to inspect documentation of identification and residency required by C.R.S. §8-17-101(2)(a). If Contractor claims it is entitled to a waiver pursuant to C.R.S. §8-17-101(1), Contractor shall state that there is insufficient Colorado labor to perform the Work such that compliance with Article 17 would create an

undue burden that would substantially prevent a project from proceeding to completion and shall include evidence demonstrating the insufficiency and undue burden in its response.

Unless expressly granted a waiver by the Owner pursuant to C.R.S. §8-17-101(1), Contractor shall be responsible for ensuring compliance with Article 17 of Title 8, Colorado Revised Statutes requiring 80% Colorado labor to be employed on public Works. Contractor shall, upon reasonable notice provided by the Owner, permit the Owner to inspect documentation of identification and residency required by C.R.S. §8-17-101(2)(a).

**2.54.1.** "Public project" is defined as:

- (a) any construction, alteration, repair, demolition, or improvement of any land, building, structure, facility, road, highway, bridge, or other public improvement suitable for and intended for use in the promotion of the public health, welfare, or safety and any maintenance programs for the upkeep of such projects.
- (b) for which appropriate or expenditure of moneys may be reasonably expected to be \$500,000.00 or more in the aggregate for any fiscal year
- (c) except any project that receives federal money.

### **3. Statement of Work**

**3.1. GENERAL / BACKGROUND:** The City of Grand Junction is soliciting competitive Quotes from qualified and interested Contractors for all labor, equipment, and materials to replace the current can, troffer, and exit lighting with LED lights in the Creekside section of the Grand Junction Convention Center as described in Section 3.2. All dimensions and scope of work should be verified by Contractors prior to submission of Quotes.

#### **3.2. SCOPE OF WORK:**

- Contractor shall use the 31 LED 2' x 2' troffer fixtures already on site at the Convention Center as part of this project. See the attached picture of the box label for the description of these fixtures.
- Contractor to secure all required permits for this project.
- Contractor to coordinate work schedule with the Convention Center Operations Manager.

#### **Creekside Hallway & Lobby:**

- Replace eight exit signs with new LED signs.
- Replace sixteen can lights with new LED can lights to match the new can lights in the rooms.
- Replace nine EM 2'x2' troffers with new EM 2'x2' LED flat panel troffers.
- Retrofit fourteen fixtures in the hallway closets to direct drive LED tubes

#### **Kannah Creek Room:**

- Replace twenty can lights, and sixteen 2'x2' troffer lights with new LED light fixtures.

- Install five wireless switches in place of the existing wall dimmer station. One to be a master on/off switch and the other four switches will be dimmers for the individual zones.
- Install four dimming power packs in the ceiling and wire to the existing circuits and switch legs.
- Install new dimming cable from the power packs to the newly replaced fixtures.

**Whitewater Room:**

- Replace twenty can lights, and sixteen 2'x2' troffers lights with new LED lights.
- Install five wireless switches in place of the existing wall dimmer station. One to be a master on/off switch and the other four switches will be dimmers for the individual zones.
- Install four dimming power packs in the ceiling and wire to the existing circuits and switch legs.
- Install new dimming cable from the power packs to the newly replaced fixtures.

**Adobe Room:**

- Replace ten can lights and four 2'x2' troffers with new LEDs.
- Install four wireless switches in place of the existing wall dimming station. One to be a master on/off and the other three will be dimmers for the individual zones.
- Install three dimming power packs in the ceiling and wire to the existing circuits and switch legs.
- Install new dimming cable from the power packs to the newly replaced fixtures.

**Escalante Room:**

- Replace ten can lights and four 2'x2' troffers with new LEDs.
- Install four wireless switches in place of the existing wall dimming station. One to be a master on/off and the other three will be dimmers for the individual zones.
- Install three dimming power packs in the ceiling and wire to the existing circuits and switch legs.
- Install new dimming cable from the power packs to the newly replaced fixtures.

**Plateau Room:**

- Replace ten can lights and four 2'x2' troffers with new LEDs.
- Install four wireless switches in place of the existing wall dimming station. One to be a master on/off and the other three will be dimmers for the individual zones.
- Install three dimming power packs in the ceiling and wire to the existing circuits and switch legs.
- Install new dimming cable from the power packs to the newly replaced fixtures.

**Dominguez Room:**

- Replace ten can lights and four 2'x2' troffers with new LEDs.
- Install four wireless switches in place of the existing wall dimming station. One to be a master on/off and the other three will be dimmers for the individual zones.



- Install three dimming power packs in the ceiling and wire to the existing circuits and switch legs.
- Install new dimming cable from the power packs to the newly replaced fixtures.

### **3.3. SPECIAL CONDITIONS & PROVISIONS:**

**3.3.1 Non-Mandatory Pre-Bid Site Walk Down Meeting:** Interested Contractors are strongly encouraged to attend a site visit. The purpose of this site visit meeting will be to inspect and to clarify the contents of this Request for Quote (RFQ). **The site visit meeting shall take place on Thursday, October 3, 2024, at 9:00am at Grand Junction Convention Center, 159 Main Street, Grand Junction, CO 81501.** Nothing stated during the site visit meeting will modify the solicitation. Only information provided in an addendum can modify the solicitation.

### **3.3.2 QUESTIONS REGARDING SOLICIATION PROCESS/SCOPE OF WORK:**

Dolly Daniels, Senior Buyer  
City of Grand Junction  
[dollyd@gjcity.org](mailto:dollyd@gjcity.org)

**3.3.3 Project Manager:** The Project Manager for the Project is Jim Stavast, Facilities Supervisor, who can be reached at (970) 244-1569 or by email at [jimst@gjcity.org](mailto:jimst@gjcity.org). During construction, all notices, letters, submittals, and other communications directed to the City shall be addressed and mailed or delivered to:

City of Grand Junction  
Attn: Jim Stavast  
333 West Ave., Bldg B  
Grand Junction, CO 81501

**3.3.4 Contract Administrator:** The Contract Administrator for the Project is Duane Hoff Jr., Contract Administrator, who can be reached at (970)244-1545. During Construction, contract related inquiries, issues, and other communications shall be directed to:

Duane Hoff Jr., Contract Administrator  
[duaneh@gjcity.org](mailto:duaneh@gjcity.org)

**3.3.5 Pricing:** Pricing shall be all inclusive to include but not be limited to: all labor, equipment, supplies, materials, freight (F.O.B. Destination – Freight Pre-paid and Allowed to each site), travel, mobilization costs, fuel, set-up and take down costs, and full-time inspection costs, and all other costs related to the successful completion of the Project.

The Owner shall not pay nor be liable for any other additional costs including but not limited to: taxes, shipping charges, insurance, interest, penalties, termination payments, attorney fees, liquidated damages, etc.

**3.3.6 Freight/Shipping:** All freight/shipping shall be F.O.B. Destination – Freight Pre-Paid and Allowed to the project site(s), Grand Junction, CO.



Contractor must meet all federal, state, and local rules, regulations, and requirements for providing such Work.

**3.3.7 Contract:** A binding contract shall consist of: (1) the IFB and any amendments thereto, (2) Additional Documents as stated in Section 1.10, (3) the Bidder's response (Quote) to the IFB, (4) clarification of the Quote, if any, and (5) the City's Purchasing Department's acceptance of the Quote by "Notice of Award" or by "Purchase Order". All Exhibits and Attachments included In the IFB shall be incorporated into the Contract by reference.

A. The Contract expresses the complete agreement of the parties and, performance shall be governed solely by the specifications and requirements contained therein.

B. Any change to the Contract, whether by modification and/or supplementation, must be accomplished by a formal Contract amendment signed and approved by and between the duly authorized representative of the Bidder and the City Purchasing Agent or by a modified Purchase Order prior to the effective date of such modification. The Bidder expressly and explicitly understands and agrees that no other method and/or no other document, including acts and oral communications by or from any person, shall be used or construed as an amendment or modification to the Contract.

**3.3.8 Time of Completion:** The scheduled time of Completion for the Project is no later than December 31, 2024.

Completion is achieved when site cleanup and all punch list items (resulting from the final inspection) have been completed. Completion shall have the meaning set forth in Article I, Section 3 (Definitions and Terms) of the General Contract Conditions.

**3.3.9 Working Days and Hours:** The working days and hours shall be as stated in the General Contract Conditions or as mutually agreed upon in the preconstruction meeting with the following exception:  
All Work shall be performed between the hours of 7:00 AM to 5:00 PM.

**3.3.12 Authorized Representatives of the City:** Those authorized to represent the City shall include Purchasing Agent, Engineers, and Inspectors employed by the City, only

**3.3.13 Clean-Up:** The Contractor is responsible for cleaning up all loose materials that have been deposited or swept into gutters, and onto sidewalks and driveways as a result of sidewalk operations. The costs for all clean-up Work shall be considered incidental and will not be paid for separately.

**3.3.14 Excess Material:** All excess materials shall be disposed of in accordance with General Contract Condition Section 50.

**3.3.15 Incidental Items:** Any item of Work not specifically identified or paid for directly, but which is necessary for the satisfactory completion of any paid items of Work, will be considered as incidental to those items, and will be included in the cost of those items.

**3.4. Attachments:**

- A: Price Bid Schedule
- B: Troffer Light Picture

**3.5. Contractor Quote Documents:** For Contractor’s convenience, the following is a list of forms/items to be submitted with the Contractor’s Quote response. However, should a form/item not be listed in this section, but required in the solicitation documents, it is the Contractor’s responsibility to ensure all forms/items are submitted.

- Contractor’s Quote Form
- Price Bid Schedule

**3.6. IFB TENTATIVE TIME SCHEDULE:**

|  |                           |
|--|---------------------------|
| Request for Quote available                    | September 23, 2024        |
| Non-Mandatory Pre-Bid Site Visit               | October 3, 2024, 9:00 AM  |
| Inquiry deadline, no questions after this date | October 9, 2024           |
| Addendum Posted                                | October 11, 2024          |
| Submittal deadline for proposals               | October 15, 2024, 2:00 PM |
| Notice of Award & Contract execution           | October 21, 2024          |
| Final Completion                               | December 31, 2024         |

## **4. Contractor's Quote Form**

**Quote Date:** \_\_\_\_\_

**Project:** RFQ-5518-24-DD "Lighting Replacement Creekside Section of Grand Junction Convention Center"

**Quoting Company:** \_\_\_\_\_

**Name of Authorized Agent:** \_\_\_\_\_

**Email** \_\_\_\_\_

**Telephone** \_\_\_\_\_ **Address** \_\_\_\_\_

**City** \_\_\_\_\_ **State** \_\_\_\_\_ **Zip** \_\_\_\_\_

The undersigned Bidder, in compliance with the Request for Quote, having examined the Instruction to Bidders, General Contract Conditions, Statement of Work, Specifications, and any and all Addenda thereto, having investigated the location of, and conditions affecting the proposed work, hereby proposes to furnish all labor, materials and supplies, and to perform all work for the Project in accordance with Contract Documents, within the time set forth and at the prices stated below. These prices are to cover all expenses incurred in performing the work required under the Contract Documents, of which this Contractor's Quote Form is a part.

The undersigned Contractor does hereby declare and stipulate that this offer is made in good faith without collusion or connection to any person(s) providing an offer for the same work, and that it is made in pursuance of, and subject to, all terms and conditions of the Instructions to Bidders, the Specifications, and all other Solicitation Documents, all of which have been examined by the undersigned.

The Contractor also agrees that if awarded the Contract, to provide insurance certificates within ten (10) working days of the date of Notification of Award. Submittal of this offer will be taken by the Owner as a binding covenant that the Contractor will be prepared to complete the project in its entirety.

The Owner reserves the right to make the award on the basis of the offer deemed most favorable, to waive any formalities or technicalities and to reject any or all offers. It is further agreed that this offer may not be withdrawn for a period of sixty (60) calendar days after closing time. Submission of clarifications and revised offers automatically establish a new thirty day (30) period.

- Prices in this Quote proposal have been arrived at independently, without consultation, communication or agreement for the purpose of restricting competition.
- No attempt has been made nor will be to induce any other person or Contractor to submit a Quote proposal for the purpose of restricting competition.
- The individual signing this Quote proposal certifies it is a legal agent of the Bidder, authorized to represent the Bidder and is legally responsible for the offer with regard to supporting documentation and prices provided.
- Direct purchases by the City of Grand Junction are tax exempt from Colorado Sales or Use Tax. Tax exempt No. 98-03544. The undersigned certifies that no Federal, State, County or Municipal tax will be added to the above quoted prices.
- City of Grand Junction payment terms shall be Net 30 days.
- Prompt payment discount of \_\_\_\_\_ percent of the net dollar will be offered to the Owner if the invoice is paid within \_\_\_\_\_ days after the receipt of the invoice. The Owner reserves the right to take into account any such discounts when determining the Quote award that are no less than Net 10 days.

RECEIPT OF ADDENDA: the undersigned Contractor acknowledges receipt of Addenda to the Solicitation, Specifications, and other Contract Documents. State number of Addenda received: \_\_\_\_\_.

It is the responsibility of the Bidder to ensure all Addenda have been received and acknowledged.  
By signing below, the Undersigned agree to comply with all terms and conditions contained herein.

**Company:** \_\_\_\_\_

**Authorized Signature:** \_\_\_\_\_

**Title:** \_\_\_\_\_

The Bidder proposes to subcontract the following portion of Work:

| <u>Name &amp; address of<br/>Sub-Contractor</u> | <u>Description of work<br/>to be performed</u> | <u>% of<br/>Contract</u> |
|---|--|--------------------------|
|   |  |                          |
|   |  |                          |
|   |  |                          |
|   |  |                          |

The undersigned Bidder acknowledges the right of the City to reject any and all Quotes submitted and to waive informalities and irregularities therein in the City’s sole discretion.

By submission of the Quote, each Bidder certifies, and in the case of a joint Quote each party thereto certifies as to its own organization, that this Quote has been arrived at independently, without collusion, consultation, communication, or agreement as to any matter relating to this Quote with any other Bidder or with any competitor.

**PRICE BID SCHEDULE**  
**Lighting Replacement Creekside Section of Grand Junction**  
**Convention Center**  
**RFQ-5518-24-DD**

| Description  | Lump Sum Pricing |
|--|------------------|
| Provide labor and materials to complete the lighting replacement scope of work as stated in Section 3.2. | \$_____          |
|  |                  |

Lump Sum Amount Written:

\_\_\_\_\_Dollars

*By signing below, the Undersigned agree to comply with all terms and conditions contained herein.*

**Company:** \_\_\_\_\_

**Authorized Signature:** \_\_\_\_\_

**Title:** \_\_\_\_\_

**Date:** \_\_\_\_\_





**Purchasing Division**

**ADDENDUM NO. 1**

**DATE:** October 10, 2024  
**FROM:** City of Grand Junction Purchasing Division  
**TO:** All Offerors  
**RE:** Lighting Replacement Creekside Section of GJ Convention Center

Offerors responding to the above referenced solicitation are hereby instructed that the requirements have been clarified, modified, superseded, and supplemented as to this date as hereinafter described.

Please make note of the following clarifications:

**1. Clarification: Additional Scope of Work:**

- **Replace 6 Exit Signs, I will be in each of the rooms below. See attachment X1 for details.**
  - Kannah Creek
  - Whitewater
  - Adobe
  - Escalante
  - Plateau
  - Domingues
- **Creekside Hallway & Lobby – Replace eight exit signs with new LED signs. (Two of the eight signs are double-sided. See attachment X2 for details.**

**2. Attachments:**

- Attachment X1 – Exit Signs for six rooms above
- Attachment X2 – Double sided Exit Signs for Creekside Hallway and Lobby
- Attachment - Picture Can Light Fixture
- Attachment - Existing Light Switch
- Attachment - Retro Fit Fixture
- Attachment - D2 LED Recessed Downlight

**2. Question: Please specify the size of the can light you need to replace.**

**Answer: See attachment D2**

**3. Question: Could you please provide pictures of the “Existing Wall Dimmer Station”? Additionally, it would be helpful if you could specify your preferred products for “Dimming Power Packs” and “Wireless Switches” which we can use as a basis to offer you the best options.**

**Answer: Please see attachment picture #2.**

The City of Grand Junction is not brand specific. The product needs to meet the requirements specified

**4. Question: Creekside Hallway and Lobby: Please specify the type and size of the tube for 14 retrofit LED Tubes.**

**Answer:** The new bulbs will need to be a 4000k ballast bypass bulb.  
The existing bulbs are 4ft T-8 bulbs. Please see attachment picture #3

5. **Question:** Creekside Hallway and Lobby: The 8-Exit Signs, would you like them with Emergency Frog Eyes?

**Answer:** No

6. **Question:** Creekside Hallway and Lobby: Can you please provide the "Size of the Can Lights" that need to be replaced? Can you please send me more information on the Can Light as you have requested that it "matches the other Can lights in the rooms. The Brand, Model, Size, Temperature Color, so we can purchase. If you still have one in the box or I will need a photo of all the details on the Can Light. Photo of the cans from underneath would be very helpful.

**Answer:** Please see attached photo #1 and spec sheet D2 the new lights will need to be as like.

7. **Question:** Creekside Hallway and Lobby: Replace 9 - EM 2 x 2 Troffers - Just to clarify. Are these troffers Emergency Troffers with battery backup Systems you are referring to? Emergency troffers are different then the troffers you currently have on Site in the photo provided.

**Answer:** The EM 2 x 2 Troffers will need to have a battery backup and match troffers on site.  
There are no new emergency troffers on site.

8. **Question:** Creekside Hallway and Lobby: There is a request for (14) fixtures in the hallway closets that need to be retrofitted with tubes. How many Tubes per fixture & please provide temperature color. Are They T12, T8, T5, U-Bends, 2ft or 4ft tubes currently in the fixture.

**Answer:** Each fixture is a 4Ft T8 bulb.

Each fixture has 2 bulbs.

The new bulbs will need to be a 4000k ballast bypass bulb.

9. **Question:** Kannah Creek Room: (20) Can's - / (16) - 2 x 2 LED Troffers / My assumption is that you want these fixtures to match all the other fixtures. Any Emergency fixtures needed for this room?

**Answer:** Yes, all the fixtures will need to match.

No emergency fixtures for this room.

2 x 2 Troffers will need to match troffers in hallway.

Can lights need to match can lights in hallway please see attachment D2.

10. **Question:** Kannah Creek Room: (5) Switches - (4) Dimmers / (1) Master / Is there more than one station controlling the switches in every room. I need to make sure if 3-way switches are needed.

**Answer:** No there is only one station in each room.

11. **Question:** Kannah Creek Room: Dimming Cable - We need to know square footage of the rooms and possible Blueprints of existing locations of fixtures to determine how much Dimming Cable we need to supply.

**Answer:** Kannah Creek is 1287 square feet.

12. **Question:** Whitewater Room: (20) Can's - Size, Model, Brand / (16) - 2 x 2 LED Troffers / Any Emergency fixtures needed for this room?

**Answer:** No emergency fixtures needed for this room.

13. **Question:** Whitewater Room: (5) Switches - (4) Dimmers / (1) Master / Is there more than one station controlling the switches in every room. I need to make sure if 3-way switches are needed.

**Answer:** No, there is only one station in each room.



- 14. Question:** Whitewater Room: Dimming Cable - We need to know square footage of the rooms and possible Blueprints of existing locations of fixtures to determine how much Dimming Cable we need to supply.  
**Answer:** Whitewater Room is 1287 square feet.
- 15. Question:** Adobe Room: (10) Can's - Size, Model, Brand / (4) - 2 x 2 LED Troffers / Any Emergency fixtures needed for this room?  
**Answer:** No emergency fixtures needed for this room.
- 16. Question:** Adobe Room: (4) Switches - (3) Dimmers / (1) Master / Is there more than one station controlling the switches in every room. I need to make sure if 3-way switches are needed.  
**Answer:** There is only one station in each room.
- 17. Question:** Adobe Room: Dimming Cable - We need to know square footage of the rooms and possible Blueprints of existing locations of fixtures to determine how much Dimming Cable we need to supply.  
**Answer:** Adobe Room is 450 square feet.
- 18. Question:** Escalante Room: (10) Can's - Size, Model, Brand / (4) - 2 x 2 LED Troffers / Any Emergency fixtures needed for this room?  
**Answer:** No emergency fixtures are needed for this room.
- 19. Question:** Escalante Room: (4) Switches - (3) Dimmers / (1) Master / Is there more than one station controlling the switches in every room. I need to make sure if 3-way switches are needed.  
**Answer:** There is only one station in each room.
- 20. Question:** Escalante Room: Dimming Cable - We need to know square footage of the rooms and possible Blueprints of existing locations of fixtures to determine how much Dimming Cable we need to supply.  
**Answer:** Escalante Room is 450 square feet.
- 21. Question:** Plateau Room: (10) Can's - Size, Model, Brand / (4) - 2 x 2 LED Troffers / Any Emergency fixtures needed for this room?  
**Answer:** No emergency fixtures needed for this room.
- 22. Question:** Plateau Room: (4) Switches - (3) Dimmers / (1) Master / Is there more than one station controlling the switches in every room. I need to make sure if 3-way switches are needed.  
**Answer:** There is only one station in each room.
- 23. Question:** Plateau Room: Dimming Cable - We need to know square footage of the rooms and possible Blueprints of existing locations of fixtures to determine how much Dimming Cable we need to supply.  
**Answer:** Plateau Room is 450 square feet.
- 24. Question:** Dominguez Room: (10) Can's - Size, Model, Brand / (4) - 2 x 2 LED Troffers / Any Emergency fixtures needed for this room?  
**Answer:** No emergency fixtures needed for this room.
- 25. Question:** Dominguez Room: (4) Switches - (3) Dimmers / (1) Master / Is there more than one station controlling the switches in every room. I need to make sure if 3-way switches are needed.  
**Answer:** There is only one station in each room.

**26. Question:** Dimming Cable - We need to know square footage of the rooms and possible Blueprints of existing locations of fixtures to determine how much Dimming Cable we need to supply.

**Answer:** Dominguez Room is 450 square feet.

The original solicitation for the project noted above is amended as noted. All other conditions of the subject remain the same.

Respectfully,

A handwritten signature in blue ink that reads "Dolly Daniels".

Dolly Daniels, Senior Buyer  
City of Grand Junction, Colorado



## FEATURES & SPECIFICATIONS

**INTENDED USE** — Suitable for applications requiring attractive edge-lit signage, universal installation and low energy consumption.

**CONSTRUCTION** — Extruded brushed aluminum finish.

Clear acrylic panels—letters measure 6" high with 3/4" stroke, with 100 ft viewing distance rating, based upon UL 924 standard.

For single-face clear panels, EXIT is seen as a reversed image from the back.

**OPTICS** — LEDs mounted on printed circuit board. The typical life of the exit LED lamp is 10 years.

The LED operating frequency is 120Hz.

**ELECTRICAL** — Dual voltage input capacity (120/277V).

Battery: (EL Option) — Sealed, maintenance free nickel-cadmium battery delivers 90 minutes capacity to emergency lamps. Test switch provides manual activation of 30-second diagnostic testing for on-demand visual inspection.

Self-diagnostic testing (EL Option Only) for 30 seconds every 30 days and 90 minutes annually. Diagnostic evaluation of LED light source, AC to DC transfer, charging and battery condition.

**INSTALLATION** — EDG — Universal surface (top, end or back) mounting. Canopy provided.

EDGR — Recessed mounting. Bar hanger and brackets provided for both new or restricted ceiling access installation applications. Back wall mount (WM) option.

Universal directional indicators. Field selected and attached.

**LISTINGS** — UL damp location listed 32°-122°F (0°-50°C) standard. Meets UL924, NFPA 101 (current Life Safety Code), NEC and OSHA illumination standards.

**WARRANTY** — 5-year limited warranty. Complete warranty terms located at:


[www.aquitybrands.com/CustomerResources/Terms\\_and\\_conditions.aspx](http://www.aquitybrands.com/CustomerResources/Terms_and_conditions.aspx)

**NOTE:** Actual performance may differ as a result of end-user environment and application.


All values are design or typical values, measured under laboratory conditions at 25°C.

Specifications subject to change without notice.

|                |
|----------------|
| Catalog Number |
| Notes          |
| Type           |



EDG (surface mount)



EDGR (recessed mount)

LED Edge-Lit Exits

**EDG**  
**EDGR**

LED Lamps



### Specifications

| EDG (End Mount)                  | EDG (Top Mount)                                |
|----------------------------------|--|
| Length: 13-5/8 (34.6)            | Length: 13 (33.0)                              |
| Depth: 5-1/2 (14.0)              | Depth: 4-5/16 (11.0)                           |
| Height: 11-1/8 (28.3)            | Height: 11-3/4 (29.8)                          |
| Shipping Weight: 4 lbs (1.8 kgs) | Shipping Weight: 4 lbs (1.8 kgs)               |
| EDG (Back Mount)                 | EDGR   |
| Length: 13 (33.0)                | Length: 13 (33.0)                              |
| Depth: 3 (7.6)                   | Depth: 1-3/4 (4.4)                             |
| Height: 11-1/8 (28.3)            | Height: 8 (20.3)                               |
| Shipping Weight: 4 lbs (1.8 kgs) | Shipping Weight: 6.8 lbs (3.1 kgs)             |
|                                  | Shipping Weight (WM option): 8.1 lbs (3.7 kgs) |

All dimensions are inches (centimeters) unless otherwise noted.

**ORDERING INFORMATION:** For shortest lead times, configure products using **bolded options**.

Example: EDG 1 R EL

| EDG  |                                 | 1                      | GMR  | EL  |                                     |
|--|---------------------------------|------------------------|--|---|-------------------------------------|
| <b>Family</b>                              | <b>Housing color</b>            | <b>Number of faces</b> | <b>Letter color</b>                              | <b>Operations</b>   | <b>Options</b>                      |
| <b>EDG</b> Surface mount LED edge-lit exit | <b>(blank)</b> Brushed aluminum | <b>1</b> Single face   | R Red on clear (single face only) <sup>1</sup>   | <b>(blank)</b> AC only  | <b>(blank)</b> None                 |
| <b>EDGR</b> Recessed LED edge-lit exit     | W White                         | 2 Double face          | G Green on clear (single face only) <sup>1</sup> | <b>EL</b> Nickel-cadmium battery  | WM Recessed wall mount <sup>4</sup> |
|  |                                 |                        | RMR Red on mirror <sup>2</sup>                   | X2 Lamp wired on two separate AC circuits (specify 120V or 277V) <sup>4</sup> |                                     |
|  |                                 |                        | <b>GMR</b> Green on mirror <sup>2</sup>          | SD Self-diagnostics <sup>5</sup>  |                                     |
|  |                                 |                        | RW Red on white <sup>3</sup>                     |   |                                     |
|  |                                 |                        | GW Green on white <sup>3</sup>                   |   |                                     |

### Accessories: Order as separate item.

|            |  |
|------------|--|
| ELA US12   | 12" stem kit with brushed aluminum canopy <sup>7</sup> |
| ELA W US12 | 12" stem kit with white canopy <sup>7</sup>            |

### Notes

- For single-face clear panels, EXIT is seen as a reversed image from the back.
- Available with single and double face.
- White panel standard for double and single face.
- Not available with EL and SD options. Both circuits can be energized at the same time.
- Available with EL option only.
- Available on EDGR single face only.
- See spec sheet ELA-Stem-Kits. Only available for EDG.

## EDG-EDGR LED, Surface and Recessed Mount Edge-Lit Exits

### SPECIFICATIONS

| ELECTRICAL          |                               |                |             |           |             |           |
|---------------------|-------------------------------|----------------|-------------|-----------|-------------|-----------|
| Primary Circuit     |                               |                |             |           |             |           |
| Type                | Typical LED life <sup>1</sup> | Supply voltage | EDG         |           | EDGR        |           |
|                     |                               |                | Input Watts | Max amps. | Input Watts | Max amps. |
| Red LED AC only     | 10 years                      | 120            | 2.5         | 0.020     | 3.8         | 0.030     |
|                     |                               | 277            | 2.8         | 0.010     | 4.5         | 0.014     |
| Green LED AC only   | 10 years                      | 120            | 2.2         | 0.020     | 3.8         | 0.030     |
|                     |                               | 277            | 2.2         | 0.010     | 4.5         | 0.020     |
| Red LED emergency   | 10 years                      | 120            | 3.0         | 0.030     | 3.8         | 0.031     |
|                     |                               | 277            | 3.1         | 0.010     | 4.5         | 0.015     |
| Green LED emergency | 10 years                      | 120            | 2.6         | 0.020     | 3.8         | 0.031     |
|                     |                               | 277            | 2.8         | 0.010     | 4.5         | 0.020     |

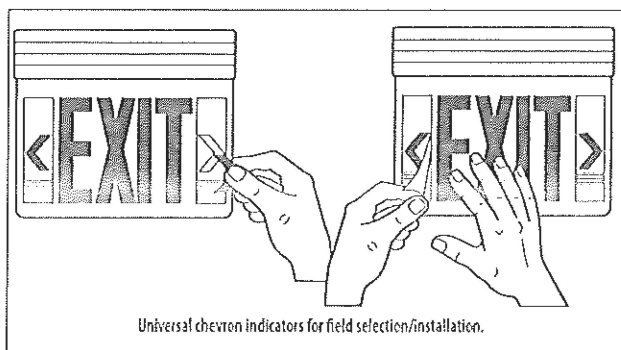
### BATTERY (EL option)

| Sealed Nickel-Cadmium   |                           |                          |                                  |
|-------------------------|---------------------------|--------------------------|----------------------------------|
| Shelf life <sup>2</sup> | Typical life <sup>3</sup> | Maintenance <sup>3</sup> | Optimum temperature <sup>4</sup> |
| 3 years                 | 7-9 years                 | none                     | 32-122°F (0-50°C)                |

#### Notes

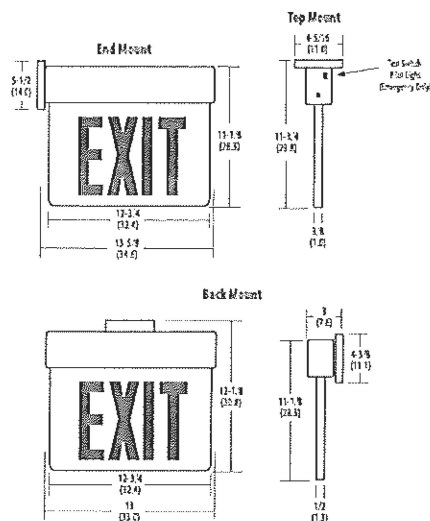
- Based on continuous operation. The typical life of the exit LED lamp is 10 years.
- At 77°F (25°C).
- All life safety equipment, including emergency lighting for path of egress must be maintained, serviced, and tested in accordance with all National Fire Protection Association (NFPA) and local codes. Failure to perform the required maintenance, service, or testing could jeopardize the safety of occupants and void all warranties.
- Optimum ambient temperature range where unit will provide capacity for 90 minutes. Higher and lower temperatures affect life and capacity.

### KEY FEATURES

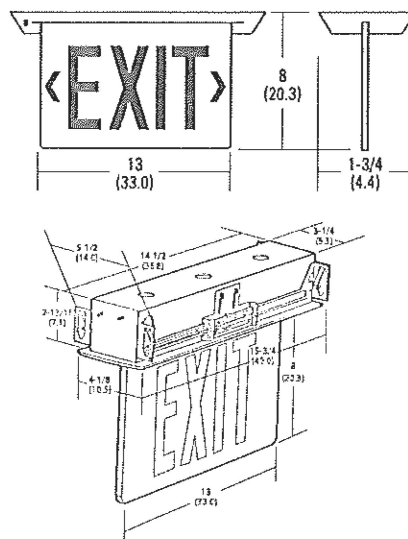


### MOUNTING

#### EDG



#### EDGR



#### EDGR WM option





## FEATURES & SPECIFICATIONS

**INTENDED USE** — Suitable for applications requiring attractive edge-lit signage, universal installation and low energy consumption.

**CONSTRUCTION** — Extruded brushed aluminum finish.

Clear acrylic panels—letters measure 6" high with 3/4" stroke, with 100 ft viewing distance rating, based upon UL 924 standard.

For single-face clear panels, EXIT is seen as a reversed image from the back.

**OPTICS** — LEDs mounted on printed circuit board. The typical life of the exit LED lamp is 10 years.

The LED operating frequency is 120Hz.

**ELECTRICAL** — Dual voltage input capacity (120/277V).

Battery: (EL Option) — Sealed, maintenance free nickel-cadmium battery delivers 90 minutes capacity to emergency lamps. Test switch provides manual activation of 30-second diagnostic testing for on-demand visual inspection.

Self-diagnostic testing (EL Option Only) for 30 seconds every 30 days and 90 minutes annually. Diagnostic evaluation of LED light source, AC to DC transfer, charging and battery condition.

**INSTALLATION** — EDG — Universal surface (top, end or back) mounting. Canopy provided.

EDGR — Recessed mounting. Bar hanger and brackets provided for both new or restricted ceiling access installation applications. Back wall mount (WM) option.

Universal directional indicators. Field selected and attached.

**LISTINGS** — UL damp location listed 32°-122°F (0°-50°C) standard. Meets UL924, NFPA 101 (current Life Safety Code), NEC and OSHA illumination standards.

**WARRANTY** — 5-year limited warranty. Complete warranty terms located at:

[www.acuitybrands.com/Customers/Resources/Terms\\_and\\_conditions.aspx](http://www.acuitybrands.com/Customers/Resources/Terms_and_conditions.aspx)

**NOTE:** Actual performance may differ as a result of end-user environment and application.


All values are design or typical values, measured under laboratory conditions at 25°C.

Specifications subject to change without notice.

|                |
|----------------|
| Catalog Number |
| Notes          |
| Type           |



EDG (surface mount)



EDGR (recessed mount)

LED Edge-Lit Exits

**EDG**  
**EDGR**

LED Lamps



### Specifications

| EDG (End Mount)                  | EDG (Top Mount)                                |
|----------------------------------|--|
| Length: 13-5/8 (34.6)            | Length: 13 (33.0)                              |
| Depth: 5-1/2 (14.0)              | Depth: 4-5/16 (11.0)                           |
| Height: 11-1/8 (28.3)            | Height: 11-3/4 (29.8)                          |
| Shipping Weight: 4 lbs (1.8 kgs) | Shipping Weight: 4 lbs (1.8 kgs)               |
| EDG (Back Mount)                 | EDGR   |
| Length: 13 (33.0)                | Length: 13 (33.0)                              |
| Depth: 3 (7.6)                   | Depth: 1-3/4 (4.4)                             |
| Height: 11-1/8 (28.3)            | Height: 8 (20.3)                               |
| Shipping Weight: 4 lbs (1.8 kgs) | Shipping Weight: 6.8 lbs (3.1 kgs)             |
|                                  | Shipping Weight (WM option): 8.1 lbs (3.7 kgs) |

All dimensions are inches (centimeters) unless otherwise noted.

**ORDERING INFORMATION** For shortest lead times, configure products using **bolded options**.

Example: EDG 1 R EL

| EDG  |                                 | 2                      | GMR   | EL   |  |
|--|---------------------------------|------------------------|---|--|--|
| <b>Family</b>                              | <b>Housing color</b>            | <b>Number of faces</b> | <b>Letter color</b>                                     | <b>Operations</b>  | <b>Options</b>                             |
| <b>EDG</b> Surface mount LED edge-lit exit | <b>(blank)</b> Brushed aluminum | <b>1</b> Single face   | <b>R</b> Red on clear (single face only) <sup>1</sup>   | <b>(blank)</b> AC only   | <b>(blank)</b> None                        |
| <b>EDGR</b> Recessed LED edge-lit exit     | <b>W</b> White                  | <b>2</b> Double face   | <b>G</b> Green on clear (single face only) <sup>1</sup> | <b>EL</b> Nickel-cadmium battery   | <b>WM</b> Recessed wall mount <sup>4</sup> |
|  |                                 |                        | <b>RMR</b> Red on mirror <sup>2</sup>                   | <b>X2</b> Lamp wired on two separate AC circuits (specify 120V or 277V) <sup>4</sup> |  |
|  |                                 |                        | <b>GMR</b> Green on mirror <sup>2</sup>                 | <b>SD</b> Self-diagnostics <sup>5</sup>  |  |
|  |                                 |                        | <b>RW</b> Red on white <sup>1</sup>                     |  |  |
|  |                                 |                        | <b>GW</b> Green on white <sup>1</sup>                   |  |  |

### Accessories: Order as separate item.

|            |  |
|------------|--|
| ELA US12   | 12" stem kit with brushed aluminum canopy <sup>3</sup> |
| ELA W US12 | 12" stem kit with white canopy <sup>3</sup>            |

### Notes

- For single-face clear panels, EXIT is seen as a reversed image from the back.
- Available with single and double face.
- White panel standard for double and single face.
- Not available with EL and SD options. Both circuits can be energized at the same time.
- Available with EL option only.
- Available on EDGR single face only.
- See spec sheet ELA-STEM-KITS. Only available for EDG.

## EDG-EDGR LED, Surface and Recessed Mount Edge-Lit Exits

### SPECIFICATIONS

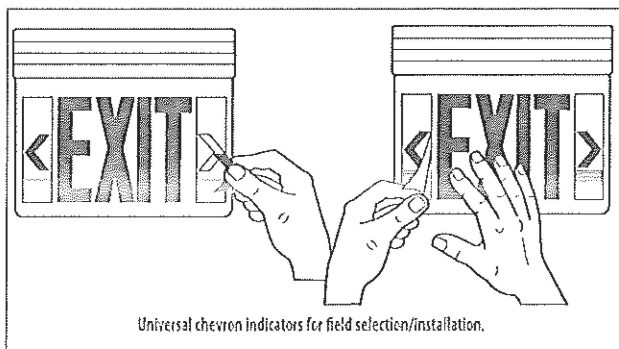
| ELECTRICAL          |                               |                |             |           |             |           |
|---------------------|-------------------------------|----------------|-------------|-----------|-------------|-----------|
| Primary Circuit     |                               |                |             |           |             |           |
| Type                | Typical LED life <sup>1</sup> | Supply voltage | EDG         |           | EDGR        |           |
|                     |                               |                | Input Watts | Max amps. | Input Watts | Max amps. |
| Red LED AC only     | 10 years                      | 120            | 2.5         | 0.020     | 3.8         | 0.030     |
|                     |                               | 277            | 2.8         | 0.010     | 4.5         | 0.014     |
| Green LED AC only   | 10 years                      | 120            | 2.2         | 0.020     | 3.8         | 0.030     |
|                     |                               | 277            | 2.2         | 0.010     | 4.5         | 0.020     |
| Red LED emergency   | 10 years                      | 120            | 3.0         | 0.030     | 3.8         | 0.031     |
|                     |                               | 277            | 3.1         | 0.010     | 4.5         | 0.015     |
| Green LED emergency | 10 years                      | 120            | 2.6         | 0.020     | 3.8         | 0.031     |
|                     |                               | 277            | 2.8         | 0.010     | 4.5         | 0.020     |

| BATTERY (EL option)     |                           |                          |                                  |
|-------------------------|---------------------------|--------------------------|----------------------------------|
| Sealed Nickel-Cadmium   |                           |                          |                                  |
| Shelf life <sup>2</sup> | Typical life <sup>3</sup> | Maintenance <sup>3</sup> | Optimum temperature <sup>4</sup> |
| 3 years                 | 7-9 years                 | none                     | 32-122°F (0-50°C)                |

#### Notes

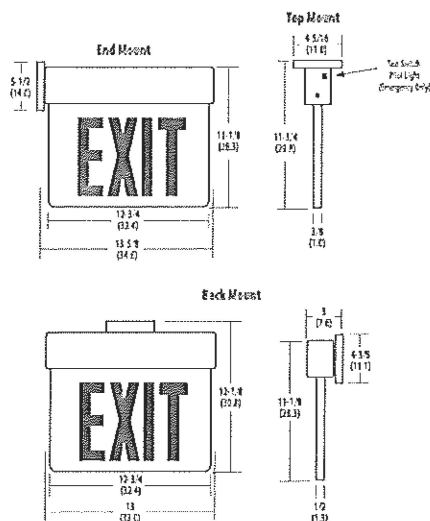
- Based on continuous operation. The typical life of the exit LED lamp is 10 years.
- At 77°F (25°C).
- All life safety equipment, including emergency lighting for path of egress must be maintained, serviced, and tested in accordance with all National Fire Protection Association (NFPA) and local codes. Failure to perform the required maintenance, service, or testing could jeopardize the safety of occupants and will void all warranties.
- Optimum ambient temperature range where unit will provide capacity for 90 minutes. Higher and lower temperatures affect life and capacity.

### KEY FEATURES

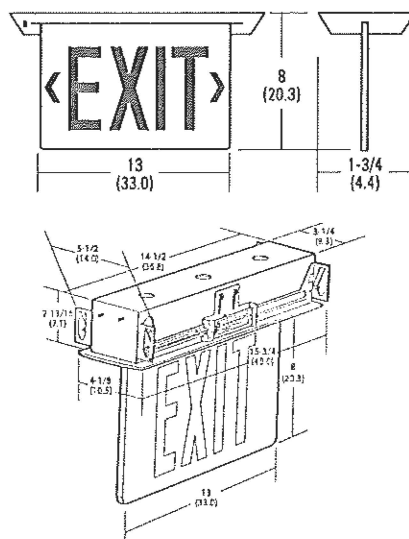


### MOUNTING

#### EDG



#### EDGR




#### EDGR WM option













Submitting Agency:

**The Lighting Agency**  
www.thelightingagency.com  
P-719.227.9997 F-719.227.9990

**Description:** 6LBV20 35K E2 W50 DA X / 6PLED ICE6  
**Project:** TWO RIVERS CONVENTION CENTER  
**Notes:**

Type:

D2

## APPLICATION

These high lumen fixtures are ideally suited for lobbies, auditoriums and many other applications with high ceilings, where superior light output is needed. Multiple beam distributions are ideal substitutes for par lamps, allow flexibility for the designer and eliminate glare and cut off issues.

## PRODUCT DATA

**REFLECTOR:** Dual-optic system includes upper cone which determines the beam distribution and lower reflector to finish the ceiling without glare and features a 45° cut-off to source and source image. Standard finish is soft clear Alzak with matching polished flange. Optional finishes available.

**HOUSING:** Heavy-gauge galvanized steel housing provides a secure mounting platform for the electrical components and protects the optical assembly. Standard plaster flange allows up to one-inch ceiling thickness. LED module is accessible from below.

**MOUNTING:** Universal Mounting brackets adjust vertically and accept L-BAR interlocking, expandable C-channel hanger bars which are supplied standard. L-BARS are suitable for T-bar, wood joist and metal joist ceiling styles. Additional features on last page.

**ELECTRICAL:** 120 or 277 VAC, 50-60 Hz.

**JUNCTION BOX:** Heavy-gauge galvanized junction box pre-wired with grounding pigtail. Easy access covers. Multiple conduit knockouts listed for through branch circuit wiring.

**LED MODULE:** Bridgelux LED module. CRI = 80. Available in 90 CRI.

**HEAT MANAGEMENT:** Engineered heat sink provides passive cooling for optimum heat management of the LED engine.

**DIMMING:** Standard product is compatible with 0-10 volt dimming controls. Additional options available.

- Expected lamp life to be 50,000 hours with 70% lumen maintenance when ambient temperatures do not exceed 45°C. Lower ambient temperatures yield.



For Damp Location

## CALIBER PLUS ARCHITECTURAL

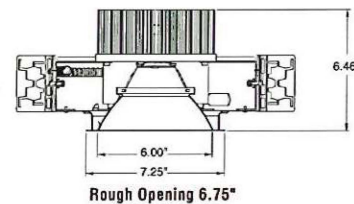
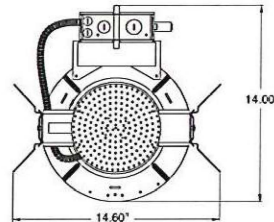
### SERIES 6LBV OPEN

845 - 10,060 Lumen Bridgelux LED - Recessed Downlight

5 Year Warranty



Available with suspended decorative glass disk.


[CLICK HERE for more styles](#)


Catalog #:

6LBV

Example: 6LBV404KE1M40DA

| Fixture Series | Delivered Lumens (Range)                       | Color Temp. | Input Voltage | Beam Dist. | Dimming                   |
|----------------|--|-------------|---------------|------------|---------------------------|
| 6LBV           | 10 = (845L - 971L, 9W)                         |             |               |            |                           |
|                | 20 = (2070L - 2378L, 21W)                      |             |               |            |                           |
|                | 30 = (2850L - 3275L, 29W)                      |             |               |            |                           |
|                | 40 = (3943L - 4530L, 42W)                      |             |               |            |                           |
|                | 50 = (4636L - 5327L, 50W)                      |             |               |            |                           |
|                | 60 = (5631L - 6464L, 64W)                      |             |               |            |                           |
|                | 70 = (6414L - 7362L, 75W)                      |             |               |            |                           |
|                | 80 = (6851L - 7872L, 83W)                      |             |               |            |                           |
|                | 90 = (7305L - 9212L, 84W)                      |             |               |            |                           |
|                | 100 = (7986L - 10,060L, 93W)                   |             |               |            |                           |
|                | C9 = 90 CRI                                    |             |               |            |                           |
|                | See next page for details on delivered lumens. |             |               |            |                           |
|                |  | 5K = 5000K  |               | S20 = 20°* |                           |
|                |  | 4K = 4000K  |               | N30 = 30°* |                           |
|                |  |             | E1 120 Volt   | M40 = 40°  |                           |
|                |  | 35K = 3500K | E2 277 Volt   | W50 = 50°  |                           |
|                |  | 3K = 3000K  | E3 347 Volt** | XW60 = 60° |                           |
|                |  | 27K = 2700K |               | FL70 = 70° |                           |
|                |  |             |               |            | More Options on Next Page |

6PLED

Example: 6PLEDHAZPF

| Trim  | Trim Finish w/polished flange                  |
|---|--|
| 6PLED - Open Downlight Reflector                    |  |
|   | SCLPF - Soft Specular Clear Alzak              |
|   | HAZPF - Haze Alzak                             |
|   | ICE6 - Decorative Glass Accessory <sup>‡</sup> |
| For white painted flange, drop "PF" from Catalog #. |  |
| For other finishes, consult last page.              |  |

\* Only available on models with lumen designations 10-80.

\*\* 347V limited to 10-50 lumen designations and DS dimming option.

## Options

☐ X = Provision for Suspended Glass Lens (ICE6)<sup>‡</sup>
☐ EM\* = Emergency Power Pack

☐ IEM\* = EM Battery Pack with Integral Test Switch

<sup>‡</sup> Specify "X" in housing model number

<sup>\*</sup> DMX and PathWave options are not compatible with emergency battery options.

|          |       |
|----------|-------|
| Fixture: | Type: |
| Project: |       |

Manufactured and tested to UL#1598, UL#8750 and CSA standards.

Note: Suitable for damp location.

Fixtures are not designed for direct contact with insulation.

All Pathway® products meet or exceed requirements as established by the National Electrical Code. Specifications subject to change without notice.

**PATHWAY LIGHTING**

Pathway Lighting Products, Inc., P.O. Box 591, Old Saybrook, CT 06475-0591  
voice 800.342.0592 • fax 800.207.0090 • www.pathwaylighting.com • e-mail: sales@pathwaylighting.com

LDBV18.0  
COMCUN

|   |  |                           |
|---|--|---------------------------|
| <b>Submitting Agency:</b><br> <b>The Lighting Agency</b><br>www.thelightingagency.com<br>P-719.227.9997 F-719.227.9990 | <b>Description:</b> <b>6LBV20 35K E2 W50 DA X / 6PLED ICE6</b><br><b>Project:</b> <b>TWO RIVERS CONVENTION CENTER</b><br><b>Notes:</b> | <b>Type:</b><br><b>D2</b> |
|---|--|---------------------------|

## CALIBER PLUS

ARCHITECTURAL

### Dimming Options:

Specify option by suffix (shown in bold-face type)

Our White Paper regarding Linear vs. Logarithmic Operating Characteristics is available in our 'Downloads' section of our website, or you may request one by emailing [Sales@PathwayLighting.com](mailto:Sales@PathwayLighting.com)

| 0-10V Dimming Options  | Lutron Dimming Options  | DALI Dimming Options   |
|--|---|--|
| <b>DA = Xitanium 1% 0-10V (linear) #</b><br><b>DB = Xitanium 1% 0-10V (logarithmic) #</b><br><b>DC = EldoLED 0-10V 0% (logarithmic) *</b><br><b>DD = EldoLED 0-10V 1% (logarithmic) *</b><br><b>DE = EldoLED 0-10V 0% (linear) *</b><br><b>DF = EldoLED 0-10V 1% (linear) *</b><br><b>DN = Lumastream 0-10V .3% (log.) lumen designation 100 only</b><br><b>DR = ERP 01-10V 1% (linear) lumen designation 100 only</b><br><b>DS = Sage 0-10V 1% (linear) 347V only, max lumen designation 50</b> | <b>Max Lumen Designation of 40</b><br><b>DG = Lutron Eco 1% (linear)</b><br><b>DJ = Lutron 2 wire 1% (linear)</b>   | <b>Max Lumen Designation of 50</b><br><b>DK = EldoLED DALI 0% (logarithmic)</b><br><b>DL = EldoLED DALI 1% (logarithmic)</b> |
| DMX Dimming Options  | Misc. Dimming Options   |  |
| <b>Max Lumen Designation of 40</b><br><b>RDM COMPLIANT</b><br><b>XG = DMX EldoLED 0% (logarithmic)</b><br><b>XH = DMX EldoLED 0% (linear)</b>  | <b>DM = 2-Wire Forward/Reverse Phase</b><br><b>(120V, max lumen designation 30)</b><br><b>DP = ERP 2-Wire Forward/Reverse Phase</b><br><b>(120V, lumen designation 100 only)</b>  |  |
| DMX <sup>^</sup> Dimming Options<br>(interfaced through 0-10V driver)  | PathWave <sup>^</sup> Wireless Dimming Options<br>(interfaced through 0-10V driver)   |  |
| <b>XA = DMX Xitanium 1% (linear) ^ #</b><br><b>XB = DMX Xitanium 1% (logarithmic) ^ #</b><br><b>XC = DMX EldoLED 0% (logarithmic) ^^</b><br><b>XD = DMX EldoLED 1% (logarithmic) ^^</b><br><b>XE = DMX EldoLED 0% (linear) ^^</b><br><b>XF = DMX EldoLED 1% (linear) ^^</b><br><b>XN = DMX/LumaStream .3% (logarithmic) lumen desig. 100 only ^</b>  | <b>PA = PathWave/Xitanium 1% 0-10V (linear) ^ #</b><br><b>PB = PathWave/Xitanium 1% 0-10V (logarithmic) ^ #</b><br><b>PC = PathWave/EldoLED 0% (logarithmic) ^^</b><br><b>PD = PathWave/EldoLED 1% (logarithmic) ^^</b><br><b>PE = PathWave/EldoLED 0% (linear) ^^</b><br><b>PF = PathWave/EldoLED 1% (linear) ^^</b><br><b>PN = PathWave/LumaStream .3% (logarithmic) 8000L &amp; 10,000L only ^</b> |  |

\* EldoLED options are only available on models with lumen designations 10-50.

^ DMX and PathWave options are not compatible with emergency battery options.

# Xitanium options are only available with lumen designations 10-90.





## **NOTICE OF AWARD**

Date: November 14, 2024

Company: Switch-It-Up LED

Project: Lighting Replacement Creekside Section of Grand Junction Convention Center  
(RFQ-5518-24-DD)

---

You have been awarded the City of Grand Junction Contract for the B ½ Road Repair (IFB-5528-24-DD) for a lump sum fee of **\$31,202.20**.

Please notify Jim Stavast, Facilities Supervisor at 970-244-1569 or [jimst@gjcity.org](mailto:jimst@gjcity.org) for project scheduling and return to the City Purchasing Division an acknowledged copy of this Notice of Award, signed Contract and Insurance Certificate, as per the contract documents.

CITY OF GRAND JUNCTION, COLORADO

DocuSigned by:

*11/15/2024*  
*Duane Hoff Jr., Contract Administrator - City of Grand Junction*  
Duane Hoff, Jr. Contracts Administrator

---

## **SUPPLIER ACKNOWLEDGEMENT**

Receipt of this Notice to Award is hereby acknowledged:

Company: Switch-It-Up LED

By: *Michael J Bellemare*  
Signed by: *Michael J Bellemare*  
3E50979C20E84A0...

Title: CEO

Date: 11/14/2024



#### 4. Contractor's Quote Form

Quote Date: 10-15-2024

Project: RFQ-5518-24-DD "Lighting Replacement Creekside Section of Grand Junction Convention Center"

Quoting Company: Switch it up LED

Name of Authorized Agent: Michael Bellemare

Email: Mike@Switchitup.energy

Telephone: 720 814 5753 Address: 145 Yuma St

City: Denver State: CO Zip: 80223

The undersigned Bidder, in compliance with the Request for Quote, having examined the Instruction to Bidders, General Contract Conditions, Statement of Work, Specifications, and any and all Addenda thereto, having investigated the location of, and conditions affecting the proposed work, hereby proposes to furnish all labor, materials and supplies, and to perform all work for the Project in accordance with Contract Documents, within the time set forth and at the prices stated below. These prices are to cover all expenses incurred in performing the work required under the Contract Documents, of which this Contractor's Quote Form is a part.

The undersigned Contractor does hereby declare and stipulate that this offer is made in good faith without collusion or connection to any person(s) providing an offer for the same work, and that it is made in pursuance of, and subject to, all terms and conditions of the Instructions to Bidders, the Specifications, and all other Solicitation Documents, all of which have been examined by the undersigned.

The Contractor also agrees that if awarded the Contract, to provide insurance certificates within ten (10) working days of the date of Notification of Award. Submittal of this offer will be taken by the Owner as a binding covenant that the Contractor will be prepared to complete the project in its entirety.

The Owner reserves the right to make the award on the basis of the offer deemed most favorable, to waive any formalities or technicalities and to reject any or all offers. It is further agreed that this offer may not be withdrawn for a period of sixty (60) calendar days after closing time. Submission of clarifications and revised offers automatically establish a new thirty day (30) period.

- Prices in this Quote proposal have been arrived at independently, without consultation, communication or agreement for the purpose of restricting competition.
- No attempt has been made nor will be to induce any other person or Contractor to submit a Quote proposal for the purpose of restricting competition.
- The individual signing this Quote proposal certifies it is a legal agent of the Bidder, authorized to represent the Bidder and is legally responsible for the offer with regard to supporting documentation and prices provided.
- Direct purchases by the City of Grand Junction are tax exempt from Colorado Sales or Use Tax. Tax exempt No. 98-03544. The undersigned certifies that no Federal, State, County or Municipal tax will be added to the above quoted prices.
- City of Grand Junction payment terms shall be Net 30 days.
- Prompt payment discount of 0% percent of the net dollar will be offered to the Owner if the invoice is paid within 5 days after the receipt of the invoice.

when determining the Quote award that are no less than Net 10 days.

RECEIPT OF ADDENDA: the undersigned Contractor acknowledges receipt of Addenda to the Solicitation, Specifications, and other Contract Documents. State number of Addenda received: 1

It is the responsibility of the Bidder to ensure all Addenda have been received and acknowledged. By signing below, the Undersigned agree to comply with all terms and conditions contained herein.

Company: Switch it up LED

Authorized Signature: [Signature]

Title: CEO

**3.4. Attachments:**

- A: Price Bid Schedule
- B: Troffer Light Picture

**3.5. Contractor Quote Documents:** For Contractor's convenience, the following is a list of forms/items to be submitted with the Contractor's Quote response. However, should a form/item not be listed in this section, but required in the solicitation documents, it is the Contractor's responsibility to ensure all forms/items are submitted.

- Contractor's Quote Form
- Price Bid Schedule

**3.6. IFB TENTATIVE TIME SCHEDULE:**

|  |                           |
|--|---------------------------|
| Request for Quote available                    | September 23, 2024        |
| Non-Mandatory Pre-Bid Site Visit               | October 3, 2024, 9:00 AM  |
| Inquiry deadline, no questions after this date | October 9, 2024           |
| Addendum Posted                                | October 11, 2024          |
| Submittal deadline for proposals               | October 15, 2024, 2:00 PM |
| Notice of Award & Contract execution           | October 21, 2024          |
| Final Completion                               | December 31, 2024         |



The Bidder proposes to subcontract the following portion of Work:

| Name & address of<br>Sub-Contractor | Description of work<br>to be performed   | % of<br>Contract |
|-------------------------------------|--|------------------|
| <u>Switch-It-Up</u>                 | <u>Replace Light Fixture/add Dimming</u> | <u>100</u>       |
|                                     |  |                  |
|                                     |  |                  |
|                                     |  |                  |

The undersigned Bidder acknowledges the right of the City to reject any and all Quotes submitted and to waive informalities and irregularities therein in the City's sole discretion.

By submission of the Quote, each Bidder certifies, and in the case of a joint Quote each party thereto certifies as to its own organization, that this Quote has been arrived at independently, without collusion, consultation, communication, or agreement as to any matter relating to this Quote with any other Bidder or with any competitor.

**PRICE BID SCHEDULE**  
**Lighting Replacement Creekside Section of Grand Junction**  
**Convention Center**  
**RFQ-5518-24-DD**

| Description  | Lump Sum Pricing    |
|--|---------------------|
| Provide labor and materials to complete the lighting replacement scope of work as stated in Section 3.2. | \$ <u>31,202.20</u> |

Lump Sum Amount Written:

\$31,202.20 Dollars

By signing below, the Undersigned agree to comply with all terms and conditions contained herein.

Company: Switch it up LED

Authorized Signature: [Signature]

Title: CEO

Date: 10-15-2024



# Switch-It-Up®

LED | SOLAR | EV | ELECTRIC

145 Yuma Street  
Denver, CO 80223  
(833) 373-3533  
office@switchitupled.com

## Estimate

**ESTIMATE#**

1755

**DATE**

10/15/2024

**PO#**
**CUSTOMER**

Lighting Replacement Grand Junction Convention Center  
Grand Junction Co 81501  
(970) 256-4048

**SERVICE LOCATION**

Lighting Replacement Grand Junction Convention Center  
Grand Junction Co 81501  
(970) 256-4048

**DESCRIPTION**

RFQ-5518-24-DD  
DUE: 10/15/2024 @2:00pm MST

## Estimate

| Description  | Qty   | Rate   | Total    |
|--|-------|--------|----------|
| Lavex Industrial Slim Green Exit Sign/Emergency Light Combo with Battery Backup<br>(Creekside Hallway & Lobby) |       |        |          |
| Lavex Industrial Slim Green Exit Sign/Emergency Light Combo with Battery Backup                                |       |        |          |
| Lavex Industrial Slim Green LED Exit Sign/Emergency Light Combination with Battery Backup                      | 8.00  | 45.00  | 360.00   |
| Lavex<br>6952SGCBO   |       |        |          |
| Install - SIU Exit Sign  | 8.00  | 35.00  | 280.00   |
| 6" Commercial downlight-baffle trim CCT & Wattage tunable 2700k-5K   |       |        |          |
| 6" Commercial downlight-baffle trim CCT & Wattage tunable 2700k-5K   |       |        |          |
| 6" Downlight w/ baffle trim.<br>2700k-5000k  | 16.00 | 46.00  | 736.00   |
| Dimming, 12/17/22w, 120-277v<br>6C-12/17/22w-XXK   |       |        |          |
| Install - 6" SIU Can Light   |       |        |          |
| Installing SIU provided 6" Can Light   | 16.00 | 45.00  | 720.00   |
| 2x2 Full Troffer Fixture with EM built in  |       |        |          |
| 2x2 Full Troffer Fixture with EM built in  | 9.00  | 164.96 | 1,484.64 |
| LOC-22TROF-DMWMCCT-EM  |       |        |          |
| Install - 2x2 Troffer Retrofit Kit   |       |        |          |
| Labor for installing 2x2 Troffer Retrofit Kit  | 9.00  | 55.00  | 495.00   |
| 4' 12W LED Shatterproof Tube, 5K   |       |        |          |
| 4' 12W LED Shatterproof Tube, 5K   |       |        |          |
| 4' 12W Type B LED Tube, 5K Topstar.<br>L48T8-850-12P-G8F-DW  | 56.00 | 8.00   | 448.00   |
| L48T8-850-12P-G8F-DW   |       |        |          |
| 4' SIU LED Tube Install  |       |        |          |
| Install 4' SIU Stock LED Tube.   | 56.00 | 11.00  | 616.00   |



| Description  | Qty   | Rate     | Total    |
|--|-------|----------|----------|
| 6" Commercial downlight-baffle trim CCT & Wattage tunable 2700k-5K (Kannah Creek Room)   |       |          |          |
| 6" Commercial downlight-baffle trim CCT & Wattage tunable 2700k-5K<br>6" Downlight w/ baffle trim.<br>2700k-5000k<br>Dimming, 12/17/22w, 120-277v<br>6C-12/17/22w-XXK  | 20.00 | 46.00    | 920.00   |
| Install - 6" SIU Can Light<br>Installing SIU provided 6" Can Light   | 20.00 | 45.00    | 900.00   |
| 2x2 CCT & Wattage Tunable Troffer, 20/24/30/36w, 120v-277v - (Using Customer Provided (16) Customer 2x2 panels (16) total fixtures)<br>2x2 CCT & Wattage Tunable Troffer, 20/24/30/36w, 120v-277v<br>2x2 LED Troffer<br>Adjustable color temps - 3500/4000/5000<br>Adjustable wattages - 20/24/30/36w<br>120v-277v<br>22TF-20/24/36-xxx  | 0.00  | 79.00    | 0.00     |
| Install - 2x2 Troffer Retrofit Kit<br>Labor for installing 2x2 Troffer Retrofit Kit  | 16.00 | 55.00    | 880.00   |
| Leviton Decora style single pole light switch. (Master Switch)<br>Leviton Decora style single pole light switch.<br>Leviton Decora 15 Amp Single Pole Rocker AC Quiet Light Switch, White  | 1.00  | 96.00    | 96.00    |
| Leviton Decora style 0-10v Dimming light switch. (Wireless Switches)<br>Leviton Decora style 0-10v Dimming light switch.   | 4.00  | 92.50    | 370.00   |
| BZ-50 24VDC 0-10v Dimming Power Pack<br>BZ-50 24VDC 0-10v Dimming Power Pack   | 4.00  | 108.70   | 434.80   |
| 0-10v Dimming Cable<br>0-10v Dimming Cable   | 1.00  | 1,074.20 | 1,074.20 |
| Labor for Switches and Dimming System  | 15.00 | 125.00   | 1,875.00 |
| 6" Commercial downlight-baffle trim CCT & Wattage tunable 2700k-5K (Whitewater Room)   |       |          |          |
| 6" Commercial downlight-baffle trim CCT & Wattage tunable 2700k-5K<br>6" Downlight w/ baffle trim.<br>2700k-5000k<br>Dimming, 12/17/22w, 120-277v<br>6C-12/17/22w-XXK  | 20.00 | 46.00    | 920.00   |
| Install - 6" SIU Can Light<br>Installing SIU provided 6" Can Light   | 20.00 | 45.00    | 900.00   |
| 2x2 CCT & Wattage Tunable Troffer, 20/24/30/36w, 120v-277v - (Using Customer Provided (15) Customer 2x2 panels (16) Total Fixtures))<br>2x2 CCT & Wattage Tunable Troffer, 20/24/30/36w, 120v-277v<br>2x2 LED Troffer<br>Adjustable color temps - 3500/4000/5000<br>Adjustable wattages - 20/24/30/36w<br>120v-277v<br>22TF-20/24/36-xxx | 1.00  | 79.00    | 79.00    |
| Install - 2x2 Troffer Retrofit Kit<br>Labor for installing 2x2 Troffer Retrofit Kit  | 16.00 | 55.00    | 880.00   |
| Leviton Decora style single pole light switch. (Master Switch)<br>Leviton Decora style single pole light switch.<br>Leviton  | 1.00  | 96.00    | 96.00    |
| Decora 15 Amp Single Pole Rocker AC Quiet Light Switch, White<br>Leviton Decora 15 Amp Single Pole Rocker AC Quiet Light Switch, White (10-Pack)<br>Leviton Decora 15 Amp Single Pole Rocker AC Quiet Light Switch, White (10-Pack)  |       |          |          |



| Description  | Qty   | Rate     | Total    |
|--|-------|----------|----------|
| Leviton Decora style 0-10v Dimming light switch. (Wireless Switches)<br>Leviton Decora style single pole light switch.<br>Leviton  | 4.00  | 92.50    | 370.00   |
| Decora 15 Amp Single Pole Rocker AC Quiet Light Switch, White<br>Leviton Decora 15 Amp Single Pole Rocker AC Quiet Light Switch, White (10-Pack)<br>Leviton Decora 15 Amp Single Pole Rocker AC Quiet Light Switch, White (10-Pack)                            |       |          |          |
| BZ-50 24VDC 0-10v Dimming Power Pack<br>BZ-50 24VDC Universal Power Pack<br>Wattstopper BZ-50 24VDC Universal Power Pack<br>Wattstopper BZ-50<br>BZ-50   | 4.00  | 108.70   | 434.80   |
| 0-10v Dimming Cable<br>BZ-50 24VDC Universal Power Pack<br>Wattstopper BZ-50 24VDC Universal Power Pack<br>Wattstopper BZ-50<br>BZ-50  | 1.00  | 1,074.20 | 1,074.20 |
| Labor for Switches and Dimming System  | 15.00 | 125.00   | 1,875.00 |
| 6" Commercial downlight-baffle trim CCT & Wattage tunable 2700k-5K (Escalante Room)<br>6" Commercial downlight-baffle trim CCT & Wattage tunable 2700k-5K<br>6" Downlight w/ baffle trim.<br>2700k-5000k<br>Dimming, 12/17/22w, 120-277v<br>6C-12/17/22w-XXK   | 10.00 | 46.00    | 460.00   |
| Install - 6" SIU Can Light<br>Installing SIU provided 6" Can Light   | 10.00 | 45.00    | 450.00   |
| 2x2 CCT & Wattage Tunable Troffer, 20/24/30/36w, 120v-277v<br>2x2 CCT & Wattage Tunable Troffer, 20/24/30/36w, 120v-277v<br>2x2 LED Troffer<br>Adjustable color temps - 3500/4000/5000<br>Adjustable wattages - 20/24/30/36w<br>120v-277v<br>22TF-20/24/36-xxx | 4.00  | 79.00    | 316.00   |
| Install - 2x2 Troffer Retrofit Kit<br>Labor for installing 2x2 Troffer Retrofit Kit  | 4.00  | 55.00    | 220.00   |
| Leviton Decora style single pole light switch. (Master Switch)<br>Leviton Decora style single pole light switch.<br>Leviton  | 1.00  | 96.00    | 96.00    |
| Decora 15 Amp Single Pole Rocker AC Quiet Light Switch, White<br>Leviton Decora 15 Amp Single Pole Rocker AC Quiet Light Switch, White (10-Pack)<br>Leviton Decora 15 Amp Single Pole Rocker AC Quiet Light Switch, White (10-Pack)                            |       |          |          |
| Leviton Decora style 0-10v Dimming light switch. (Wireless Switches)<br>Leviton Decora style single pole light switch.<br>Leviton  | 3.00  | 92.50    | 277.50   |
| Decora 15 Amp Single Pole Rocker AC Quiet Light Switch, White<br>Leviton Decora 15 Amp Single Pole Rocker AC Quiet Light Switch, White (10-Pack)<br>Leviton Decora 15 Amp Single Pole Rocker AC Quiet Light Switch, White (10-Pack)                            |       |          |          |
| BZ-50 24VDC 0-10v Dimming Power Pack<br>BZ-50 24VDC Universal Power Pack<br>Wattstopper BZ-50 24VDC Universal Power Pack<br>Wattstopper BZ-50<br>BZ-50   | 3.00  | 235.80   | 707.40   |

| Description  | Qty   | Rate   | Total  |
|--|-------|--------|--------|
| 0-10v Dimming Cable<br>BZ-50 24VDC Universal Power Pack<br>Wattstopper BZ-50 24VDC Universal Power Pack<br>Wattstopper BZ-50<br>BZ-50  | 1.00  | 131.00 | 131.00 |
| Labor for Switches and Dimming System  | 7.00  | 125.00 | 875.00 |
| 6" Commercial downlight-baffle trim CCT & Wattage tunable 2700k-5K (Plateau Room)<br>6" Commercial downlight-baffle trim CCT & Wattage tunable 2700k-5K<br>6" Downlight w/ baffle trim.<br>2700k-5000k<br>Dimming, 12/17/22w, 120-277v<br>6C-12/17/22w-XXK     | 10.00 | 46.00  | 460.00 |
| Install - 6" SIU Can Light<br>Installing SIU provided 6" Can Light   | 10.00 | 45.00  | 450.00 |
| 2x2 CCT & Wattage Tunable Troffer, 20/24/30/36w, 120v-277v<br>2x2 CCT & Wattage Tunable Troffer, 20/24/30/36w, 120v-277v<br>2x2 LED Troffer<br>Adjustable color temps - 3500/4000/5000<br>Adjustable wattages - 20/24/30/36w<br>120v-277v<br>22TF-20/24/36-xxx | 4.00  | 79.00  | 316.00 |
| Install - 2x2 Troffer Retrofit Kit<br>Labor for installing 2x2 Troffer Retrofit Kit  | 4.00  | 55.00  | 220.00 |
| Leviton Decora style single pole light switch. (Master Switch)<br>Leviton Decora style single pole light switch.<br>Leviton  | 1.00  | 96.00  | 96.00  |
| Decora 15 Amp Single Pole Rocker AC Quiet Light Switch, White<br>Leviton Decora 15 Amp Single Pole Rocker AC Quiet Light Switch, White (10-Pack)<br>Leviton Decora 15 Amp Single Pole Rocker AC Quiet Light Switch, White (10-Pack)                            |       |        |        |
| Leviton Decora style 0-10v Dimming light switch. (Wireless Switches)<br>Leviton Decora style single pole light switch.<br>Leviton  | 3.00  | 92.50  | 277.50 |
| Decora 15 Amp Single Pole Rocker AC Quiet Light Switch, White<br>Leviton Decora 15 Amp Single Pole Rocker AC Quiet Light Switch, White (10-Pack)<br>Leviton Decora 15 Amp Single Pole Rocker AC Quiet Light Switch, White (10-Pack)                            |       |        |        |
| BZ-50 24VDC 0-10v Dimming Power Pack<br>BZ-50 24VDC Universal Power Pack<br>Wattstopper BZ-50 24VDC Universal Power Pack<br>Wattstopper BZ-50<br>BZ-50   | 3.00  | 108.70 | 326.10 |
| 0-10v Dimming Cable<br>BZ-50 24VDC Universal Power Pack<br>Wattstopper BZ-50 24VDC Universal Power Pack<br>Wattstopper BZ-50<br>BZ-50  | 1.00  | 235.80 | 235.80 |
| Labor for Switches and Dimming System  | 7.00  | 125.00 | 875.00 |
| 6" Commercial downlight-baffle trim CCT & Wattage tunable 2700k-5K (Dominguez Room)<br>6" Commercial downlight-baffle trim CCT & Wattage tunable 2700k-5K<br>6" Downlight w/ baffle trim.<br>2700k-5000k<br>Dimming, 12/17/22w, 120-277v<br>6C-12/17/22w-XXK   | 10.00 | 46.00  | 460.00 |

| Description  | Qty   | Rate   | Total  |
|--|-------|--------|--------|
| Install - 6" SIU Can Light<br>Installing SIU provided 6" Can Light   | 10.00 | 45.00  | 450.00 |
| 2x2 CCT & Wattage Tunable Troffer, 20/24/30/36w, 120v-277v<br>2x2 CCT & Wattage Tunable Troffer, 20/24/30/36w, 120v-277v<br>2x2 LED Troffer<br>Adjustable color temps - 3500/4000/5000<br>Adjustable wattages - 20/24/30/36w<br>120v-277v<br>22TF-20/24/36-xxx | 4.00  | 79.00  | 316.00 |
| Install - 2x2 Troffer Retrofit Kit<br>Labor for installing 2x2 Troffer Retrofit Kit  | 4.00  | 55.00  | 220.00 |
| Leviton Decora style single pole light switch. (Master Switch)<br>Leviton Decora style single pole light switch.<br>Leviton  | 1.00  | 96.00  | 96.00  |
| Decora 15 Amp Single Pole Rocker AC Quiet Light Switch, White<br>Leviton Decora 15 Amp Single Pole Rocker AC Quiet Light Switch, White (10-Pack)<br>Leviton Decora 15 Amp Single Pole Rocker AC Quiet Light Switch, White (10-Pack)                            |       |        |        |
| Leviton Decora style 0-10v Dimming light switch. (Wireless Switches)<br>Leviton Decora style single pole light switch.<br>Leviton  | 3.00  | 92.50  | 277.50 |
| Decora 15 Amp Single Pole Rocker AC Quiet Light Switch, White<br>Leviton Decora 15 Amp Single Pole Rocker AC Quiet Light Switch, White (10-Pack)<br>Leviton Decora 15 Amp Single Pole Rocker AC Quiet Light Switch, White (10-Pack)                            |       |        |        |
| BZ-50 24VDC 0-10v Dimming Power Pack<br>BZ-50 24VDC Universal Power Pack<br>Wattstopper BZ-50 24VDC Universal Power Pack<br>Wattstopper BZ-50<br>BZ-50   | 3.00  | 108.70 | 326.10 |
| 0-10v Dimming Cable<br>BZ-50 24VDC Universal Power Pack<br>Wattstopper BZ-50 24VDC Universal Power Pack<br>Wattstopper BZ-50<br>BZ-50  | 1.00  | 235.80 | 235.80 |
| Labor for Switches and Dimming System  | 7.00  | 125.00 | 875.00 |
| 4' Fluorescent Tube Recycling<br>4' Fluorescent Tube Recycling - EPA & Federal Regulation - Title 40 - Protection of Environment, Section -273.4.  | 56.00 | 1.00   | 56.00  |
| Old Fluorescent Lamp Recycling<br>4' Fluorescent Tube Recycling - EPA & Federal Regulation - Title 40 - Protection of Environment, Section -273.4.   | 81.00 | 0.75   | 60.75  |
| 2' U-Bend Fluorescent Lamp Recycling<br>4' Fluorescent Tube Recycling - EPA & Federal Regulation - Title 40 - Protection of Environment, Section -273.4.   | 96.00 | 1.50   | 144.00 |
| 2x2 Fixture Recycling<br>4' Fluorescent Tube Recycling - EPA & Federal Regulation - Title 40 - Protection of Environment, Section -273.4.  | 48.00 | 2.00   | 96.00  |
| Trash Haul away<br>Trash Haul away   | 1.00  | 350.00 | 350.00 |
| Freight Charge/Shipping<br>Freight Charge  | 1.00  | 370.55 | 370.55 |
| Gold Total Service Package Warranty - 5-Year Labor & 5-Year Product<br>5-Year Total Service Package 5-Year Labor & 5-Year Product Warranty   | 1.00  | 500.00 | 500.00 |

| Description     | Qty | Rate  | Total    |
|-----------------|-----|-------|----------|
| 01-0006 Den-Den |     | 8.81% | 1,260.56 |

CUSTOMER MESSAGE

(Equipment On Site)  
(Qty 31 - CBT22-LSCS - 2x2 Back-Lit Troffer -  
Switchable Lumen, Switchable CCT / 1-10v Dimming  
120-277V)

Estimate Total: \$31,202.20

PRE-WORK SIGNATURE

Signed By:

Submitting Agency:

**The Lighting Agency**  
www.thelightingagency.com  
P-710.227.0007 F-710.227.0000

Description: **EDG 2 GMR EL M6**  
Project: **TWO RIVERS CONVENTION CENTER**  
Notes:

Type:  
**X2**



## FEATURES & SPECIFICATIONS

**INTENDED USE** — Suitable for applications requiring attractive edge-lit exit signage, universal installation and low energy consumption.

**CONSTRUCTION** — Extruded brushed aluminum finish.

Clear acrylic panels: letters measure 6" high with 3/4" stroke, with 100 ft viewing distance rating, based upon UL 924 standard.

For single-face clear panels, EXIT is seen as a reversed image from the back.

**OPTICS** — LEDs mounted on printed circuit board. The typical life of the exit LED lamp is 10 years.

The LED operating frequency is 120Hz.

**ELECTRICAL** — Dual voltage input capacity (120/277V).

**Battery** (EL Option) — Sealed, maintenance free nickel-cadmium battery delivers 90 minutes capacity to emergency lamps. Test switch provides manual activation of 30-second diagnostic testing for on-demand visual inspection.

Self-diagnostic testing (EL Option Only) for 30 seconds every 30 days and 90 minutes annually. Diagnostic evaluation of LED light source, AC to DC transfer, charging and battery condition.

**INSTALLATION** — EDG — Universal surface (top, end or back) mounting. Canopy provided.

EDGR — Recessed mounting. Bar hanger and brackets provided for both new or restricted ceiling access installation applications. Back wall mount (W/M) option.

Universal directional indicators. Field selected and attached.

**LISTINGS** — UL damp location listed 32°-122°F (0°-50°C) standard. Meets UL924, NFPA 101 (current Life Safety Code), NEC and OSHA illumination standards.

**WARRANTY** — 5-year limited warranty. Complete warranty terms located at:

[www.ecolights.com/CustomerResources/Terms\\_and\\_conditions.aspx](http://www.ecolights.com/CustomerResources/Terms_and_conditions.aspx)

**NOTE:** Actual performance may differ as a result of end-user environment and application.

All values are design or typical values, measured under laboratory conditions at 25°C.

Specifications subject to change without notice.

|                |
|----------------|
| Catalog Number |
| Notes          |
| Type           |



EDG (surface mount)



EDGR (recessed mount)

LED Edge-Lit Exits

**EDG**  
**EDGR**

LED Lamps



### Specifications

| EDG (End Mount)                  | EDG (Top Mount)                                    |
|----------------------------------|--|
| Length: 13-5/8 (34.6)            | Length: 13 (33.0)                                  |
| Depth: 5-1/2 (14.0)              | Depth: 4-5/16 (11.0)                               |
| Height: 11-1/8 (28.3)            | Height: 11-3/4 (29.8)                              |
| Shipping Weight: 4 lbs (1.8 kgs) | Shipping Weight: 4 lbs (1.8 kgs)                   |
| EDG (Back Mount)                 | EDGR   |
| Length: 13 (33.0)                | Length: 13 (33.0)                                  |
| Depth: 3 (7.6)                   | Depth: 1-3/4 (4.4)                                 |
| Height: 11-1/8 (28.3)            | Height: 8 (20.3)                                   |
| Shipping Weight: 4 lbs (1.8 kgs) | Shipping Weight: 6.8 lbs (3.1 kgs)                 |
|                                  | Shipping Weight (W/M option):<br>8.1 lbs (3.7 kgs) |

All dimensions are inches (centimeters) unless otherwise noted.

**ORDERING INFORMATION** For shortest lead times, configure products using bolded options.

Example: EDG 1 REL

| EDG                                 |                          | 2               | GMR  | EL  |                                      |
|-------------------------------------|--------------------------|-----------------|--|---|--------------------------------------|
| Family                              | Housing color            | Number of faces | Letter color                                     | Operations  | Options                              |
| EDG Surface mount LED edge-lit exit | (blank) Brushed aluminum | 1 Single face   | R Red on clear (single face only) <sup>1</sup>   | (blank) AC only   | (blank) None                         |
| EDGR Recessed LED edge-lit exit     | W White                  | 2 Double face   | G Green on clear (single face only) <sup>1</sup> | X1 Backlit endoplum battery   | W/M Recessed wall mount <sup>2</sup> |
|                                     |                          |                 | RMB Red on mirror <sup>3</sup>                   | X2 Lamp wired on two separate AC circuits (specify 120V or 277V) <sup>4</sup> |                                      |
|                                     |                          |                 | CMH Green on mirror <sup>3</sup>                 | SD Self diagnostic <sup>5</sup>   |                                      |
|                                     |                          |                 | RV Red on white <sup>3</sup>                     |   |                                      |
|                                     |                          |                 | GW Green on white <sup>3</sup>                   |   |                                      |

Accessories: Order as separate item.

ELA US12 12" stem kit with brushed aluminum canopy<sup>6</sup>  
ELA W US12 12" stem kit with white canopy<sup>6</sup>

### Notes

- For single-face clear panels, EXIT is seen as a reversed image from the back.
- Available with single and double face.
- White panel standard for double and single face.
- Not available with EL and SD options. Both circuits can be energized at the same time.
- Available with EL option only.
- Available on EDGR single face only.
- See spec sheet ELA Stem Kits. Only available for EDG.



Submitting Agency:

**The Lighting Agency**  
www.thelightingagency.com  
P-719.227.9997 F-719.227.9990

Description: **EDG 1 GMR EL M6**  
Project: **TWO RIVERS CONVENTION CENTER**  
Notes:

Type: **X1**

(8)



## FEATURES & SPECIFICATIONS

**INTENDED USE** — Suitable for applications requiring attractive edge-lit exit signage, universal installation and low energy consumption.

**CONSTRUCTION** — Extruded brushed aluminum finish.

Clear acrylic panels: letters measure 6" high with 3/4" stroke, with 100 ft viewing distance rating, based upon UL 924 standard.

For single face clear panels, EXIT is seen as a reversed image from the back.

**OPTICS** — LEDs mounted on printed circuit board. The typical life of the exit LED lamps is 10 years.

The LED operating frequency is 120Hz.

**ELECTRICAL** — Dual voltage input capacity (120/277V).

Battery: (EL Option) — Sealed, maintenance free nickel-cadmium battery delivers 90 minutes capacity to emergency lamps. Test switch provides manual activation of 30 second diagnostic testing for on-demand visual inspection.

Self-diagnostic testing (EL Option Only) for 30 seconds every 30 days and 90 minutes annually. Diagnostic evaluation of LED light source, AC to DC transfer, charging and battery condition.

**INSTALLATION** — EDG — Universal surface (top, end or back) mounting. Canopy provided.

EDGR — Recessed mounting. Bar hanger and brackets provided for both new or retrofit ceiling access installation applications. Back wall mount (NWM) option.

Universal directional indicators. Field selected and attached.

**LISTINGS** — UL damp location listed 32°-122°F (0°-50°C) standard. Meets UL924, NFPA 101 (Current Life Safety Code), NEC and OSHA illumination standards.

**WARRANTY** — 5-year limited warranty. Complete warranty terms located at:

[www.ecolightbrands.com/CustomerResources/Terms\\_and\\_conditions.aspx](http://www.ecolightbrands.com/CustomerResources/Terms_and_conditions.aspx)

**NOTE:** Actual performance may differ as a result of end-user environment and application.

All values are design or typical values, measured under laboratory conditions at 25°C.

Specifications subject to change without notice.

|                 |
|-----------------|
| Category Number |
| Notes           |
| Type            |



EDG (surface mount)



EDGR (recessed mount)

LED Edge-Lit Exits

**EDG**  
**EDGR**

LED Lamps



### Specifications

| EDG (End Mount)                  | EDG (Top Mount)                                 |
|----------------------------------|---|
| Length: 13-5/8 (34.6)            | Length: 13 (33.0)                               |
| Depth: 5-1/2 (14.0)              | Depth: 4-5/16 (11.0)                            |
| Height: 11-1/8 (28.3)            | Height: 11-3/4 (29.8)                           |
| Shipping Weight: 4 lbs (1.8 kgs) | Shipping Weight: 4 lbs (1.8 kgs)                |
| EDG (Back Mount)                 | EDGR  |
| Length: 13 (33.0)                | Length: 13 (33.0)                               |
| Depth: 3 (7.6)                   | Depth: 1-3/4 (4.4)                              |
| Height: 11-1/8 (28.3)            | Height: 8 (20.3)                                |
| Shipping Weight: 4 lbs (1.8 kgs) | Shipping Weight: 6.8 lbs (3.1 kgs)              |
|                                  | Shipping Weight (NWA option): 8.1 lbs (3.7 kgs) |

All dimensions are inches (centimeters) unless otherwise noted.

Price for single and double

For shortest lead times, configure products using **bolded options**.

Example: EDG 1 R EL

| EDG                                 |                          | I                      | GMR  | EL  |                                      |
|-------------------------------------|--------------------------|------------------------|--|---|--------------------------------------|
| <b>Family</b>                       | <b>Housing color</b>     | <b>Number of faces</b> | <b>Letter color</b>                              | <b>Operations</b>   | <b>Options</b>                       |
| EDG Surface mount LED edge-lit exit | (blank) Brushed aluminum | 1 Single face          | R Red on clear (single face only) <sup>1</sup>   | (blank) AC only   | (blank) None                         |
| EDGR Recessed LED edge-lit exit     | W White                  | 2 Double face          | G Green on clear (single face only) <sup>1</sup> | X2 Lamp wired on two separate AC circuits (specify 120V or 277V) <sup>4</sup> | NWA Recessed wall mount <sup>5</sup> |
|                                     |                          |                        | RMR Red on white <sup>1</sup>                    | SD Self diagnostic <sup>6</sup>   |                                      |
|                                     |                          |                        | EDGR Recessed mount                              |   |                                      |
|                                     |                          |                        | RW Red on white <sup>1</sup>                     |   |                                      |
|                                     |                          |                        | GW Green on white <sup>1</sup>                   |   |                                      |

Accessories: Order as separate item.

|            |  |
|------------|--|
| EIA US12   | 12" stem kit with brushed aluminum canopy <sup>7</sup> |
| EIA W US12 | 12" stem kit with white canopy <sup>7</sup>            |

### Notes

- For single-face clear panels, EXIT is seen as a reversed image from the back.
- Available with single or double face.
- White panel standard for double and single face.
- Not available with EL and SD options. Both circuits can be energized at the same time.
- Available with EL option only.
- Available on EDGR single face only.
- See spec sheet EIA Stem Kits Only available for EDG.



Submitting Agency:

**The Lighting Agency**  
www.thelightingagency.com  
P-710.227.0007 F-710.227.0000

Description: **6LBV20 35K E2 W50 DA X / 6PLED ICE6**

Project: **TWO RIVERS CONVENTION CENTER**

Notes:

Type:

**D2**

# APPLICATION

These high lumen fixtures are ideally suited for lobbies, auditoriums and many other applications with high ceilings, where superior light output is needed. Multiple beam distributions are ideal substitutes for par lamps, allow flexibility for the designer and eliminate glare and cut off issues.

# PRODUCT DATA

**REFLECTOR:** Dual-optic system Includes upper cone which determines the beam distribution and lower reflector to finish the ceiling without glare and features a 45° cut-off to source and source image. Standard finish is soft clear Alzak with matching polished flange. Optional finishes available.

**HOUSING:** Heavy-gauge galvanized steel housing provides a secure mounting platform for the electrical components and protects the optical assembly. Standard plaster flange allows up to one-inch ceiling thickness. LED module is accessible from below.

**MOUNTING:** Universal Mounting brackets adjust vertically and accept L-BAR interlocking, expandable C-channel hanger bars which are supplied standard. L-BARS are suitable for T-bar, wood joist and metal joist ceiling styles. Additional features on last page.

**ELECTRICAL:** 120 or 277 VAC, 50-60 Hz.

**JUNCTION BOX:** Heavy-gauge galvanized junction box pre-wired with grounding pigtail. Easy access covers. Multiple conduit knockouts listed for through branch circuit wiring.

**LED MODULE:** Bridgelux LED module, CRI = 80. Available in 90 CRI.

**HEAT MANAGEMENT:** Engineered heat sink provides passive cooling for optimum heat management of the LED engine.

**DIMMING:** Standard product is compatible with 0-10 volt dimming controls. Additional options available.

- Expected lamp life to be 50,000 hours with 70% lumen maintenance when ambient temperatures do not exceed 45°C. Lower ambient temperatures yield.



For Damp Location

Catalog #:

**6LBV**

Example: 6LBV404KE1M40DA

| Fixture Series | Delivered Lumens (Range)                                      | Color Temp.  | Input Voltage                               | Beam Dist.   | Dimming  |
|----------------|---|--|---|--|--|
| 6LBV           | 10 = (845L - 971L, 9W)  | 5K = 5000K<br>4K = 4000K<br>35K = 3500K<br>3K = 3000K<br>27K = 2700K | E1 120 Volt<br>E2 277 Volt<br>E3 347 Volt** | S20 = 20°<br>N30 = 30°<br>M40 = 40°<br>W50 = 50°<br>XW60 = 60°<br>FL70 = 70° | DA = Titanium 1% 0-10V (linear) standard.<br><br>More Options on Next Page |
|                | 20 = (2070L - 2378L, 21W)                                     |  |   |  |  |
|                | 30 = (2850L - 3275L, 29W)                                     |  |   |  |  |
|                | 40 = (3943L - 4530L, 42W)                                     |  |   |  |  |
|                | 50 = (4636L - 5327L, 50W)                                     |  |   |  |  |
|                | 60 = (5631L - 6464L, 64W)                                     |  |   |  |  |
|                | 70 = (6414L - 7362L, 75W)                                     |  |   |  |  |
|                | 80 = (6851L - 7872L, 83W)                                     |  |   |  |  |
|                | 90 = (7305L - 9212L, 84W)                                     |  |   |  |  |
|                | 100 = (7986L - 10,060L, 93W)                                  |  |   |  |  |
|                | C9 = 90 CRI<br>See next page for details on delivered lumens. |  |   |  |  |

\* Only available on models with lumen designations 10-80.

\*\* 347V limited to 10-50 lumen designations and DS dimming option.

# Options

☐ X = Provision for Suspended Glass Lens (ICE6)<sup>1</sup>
☐ EM = Emergency Power Pack

☐ IEM = EM Battery Pack with Integral Test Switch

<sup>1</sup> Specify "X" in housing model number

\* DMX and PathWave options are not compatible with emergency battery options.


|          |       |
|----------|-------|
| Fixture: | Type: |
| Project: |       |

# CALIBER PLUS

ARCHITECTURAL

# SERIES 6LBV OPEN

845 - 10,060 Lumen Bridgelux LED - Recessed Downlight

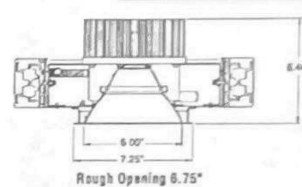
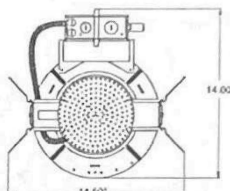


5 Year Warranty

Available with suspended decorative glass disk.



CLICK HERE for more styles



6PLED

Example: 6PLEDHZPF

| Trim   | Trim Finish w/polished flange |
|--|-------------------------------|
| 6PLED - Open Downlight Reflector   |                               |
| SCLPF - Soft Specular Clear Alzak  |                               |
| HAZPF - Haze Alzak   |                               |
| ICE6 - Decorative Glass Accessory <sup>1</sup>   |                               |
| For white painted flange, drop "PF" from Catalog #. For other finishes, consult last page. |                               |

Manufactured and tested to UL#1598, UL#9750 and CSA standards.

Note: Suitable for damp location.

Fixtures are not designed for direct contact with insulation.

All Pathway® products meet or exceed requirements as established by the National Electrical Code. Specifications subject to change without notice.

**PATHWAY**  
LIGHTING

Pathway Lighting Products, Inc., P.O. Box 591, Old Saybrook, CT 06475-0591

voice 800.342.0592 • fax 800.207.0090 • www.pathwaylighting.com • e-mail: sales@pathwaylighting.com

LDBV18.0  
COMCUN



# CERTIFICATE OF LIABILITY INSURANCE

DATE (MM/DD/YYYY)

11/20/2024

THIS CERTIFICATE IS ISSUED AS A MATTER OF INFORMATION ONLY AND CONFERS NO RIGHTS UPON THE CERTIFICATE HOLDER. THIS CERTIFICATE DOES NOT AFFIRMATIVELY OR NEGATIVELY AMEND, EXTEND OR ALTER THE COVERAGE AFFORDED BY THE POLICIES BELOW. THIS CERTIFICATE OF INSURANCE DOES NOT CONSTITUTE A CONTRACT BETWEEN THE ISSUING INSURER(S), AUTHORIZED REPRESENTATIVE OR PRODUCER, AND THE CERTIFICATE HOLDER.

**IMPORTANT:** If the certificate holder is an **ADDITIONAL INSURED**, the policy(ies) must have **ADDITIONAL INSURED** provisions or be endorsed. If **SUBROGATION IS WAIVED**, subject to the terms and conditions of the policy, certain policies may require an endorsement. A statement on this certificate does not confer rights to the certificate holder in lieu of such endorsement(s).

| <b>PRODUCER</b><br><br><b>Dodrill Insurance, Inc.</b><br><b>PO Box 27299</b><br><b>Lakewood, CO 80227</b> | <b>CONTACT NAME:</b> Emma Johnson<br><b>PHONE (A/C, No. Ext):</b> (303)986-1539<br><b>E-MAIL ADDRESS:</b> Cert@DodrillInsurance.com<br><b>FAX (A/C, No):</b> (303)989-8755  |                               |  |        |                    |                                 |              |                    |                    |              |                    |                           |              |                    |  |  |                    |  |  |                    |  |  |
|---|---|-------------------------------|--|--------|--------------------|---------------------------------|--------------|--------------------|--------------------|--------------|--------------------|---------------------------|--------------|--------------------|--|--|--------------------|--|--|--------------------|--|--|
| <b>INSURED</b><br><br><b>Switch-It-Up Inc</b><br><b>145 Yuma St</b><br><b>Denver, CO 80223</b>            | <table><tr><th colspan="2">INSURER(S) AFFORDING COVERAGE</th><th>NAIC #</th></tr><tr><td><b>INSURER A :</b></td><td><b>Colony Insurance Company</b></td><td><b>39993</b></td></tr><tr><td><b>INSURER B :</b></td><td><b>Progressive</b></td><td><b>10194</b></td></tr><tr><td><b>INSURER C :</b></td><td><b>Pinnacol Assurance</b></td><td><b>41190</b></td></tr><tr><td><b>INSURER D :</b></td><td></td><td></td></tr><tr><td><b>INSURER E :</b></td><td></td><td></td></tr><tr><td><b>INSURER F :</b></td><td></td><td></td></tr></table> | INSURER(S) AFFORDING COVERAGE |  | NAIC # | <b>INSURER A :</b> | <b>Colony Insurance Company</b> | <b>39993</b> | <b>INSURER B :</b> | <b>Progressive</b> | <b>10194</b> | <b>INSURER C :</b> | <b>Pinnacol Assurance</b> | <b>41190</b> | <b>INSURER D :</b> |  |  | <b>INSURER E :</b> |  |  | <b>INSURER F :</b> |  |  |
| INSURER(S) AFFORDING COVERAGE   |   | NAIC #                        |  |        |                    |                                 |              |                    |                    |              |                    |                           |              |                    |  |  |                    |  |  |                    |  |  |
| <b>INSURER A :</b>  | <b>Colony Insurance Company</b>   | <b>39993</b>                  |  |        |                    |                                 |              |                    |                    |              |                    |                           |              |                    |  |  |                    |  |  |                    |  |  |
| <b>INSURER B :</b>  | <b>Progressive</b>  | <b>10194</b>                  |  |        |                    |                                 |              |                    |                    |              |                    |                           |              |                    |  |  |                    |  |  |                    |  |  |
| <b>INSURER C :</b>  | <b>Pinnacol Assurance</b>   | <b>41190</b>                  |  |        |                    |                                 |              |                    |                    |              |                    |                           |              |                    |  |  |                    |  |  |                    |  |  |
| <b>INSURER D :</b>  |   |                               |  |        |                    |                                 |              |                    |                    |              |                    |                           |              |                    |  |  |                    |  |  |                    |  |  |
| <b>INSURER E :</b>  |   |                               |  |        |                    |                                 |              |                    |                    |              |                    |                           |              |                    |  |  |                    |  |  |                    |  |  |
| <b>INSURER F :</b>  |   |                               |  |        |                    |                                 |              |                    |                    |              |                    |                           |              |                    |  |  |                    |  |  |                    |  |  |


**COVERAGES****CERTIFICATE NUMBER:** 00015324-3318508**REVISION NUMBER:** 178

THIS IS TO CERTIFY THAT THE POLICIES OF INSURANCE LISTED BELOW HAVE BEEN ISSUED TO THE INSURED NAMED ABOVE FOR THE POLICY PERIOD INDICATED. NOTWITHSTANDING ANY REQUIREMENT, TERM OR CONDITION OF ANY CONTRACT OR OTHER DOCUMENT WITH RESPECT TO WHICH THIS CERTIFICATE MAY BE ISSUED OR MAY PERTAIN, THE INSURANCE AFFORDED BY THE POLICIES DESCRIBED HEREIN IS SUBJECT TO ALL THE TERMS, EXCLUSIONS AND CONDITIONS OF SUCH POLICIES. LIMITS SHOWN MAY HAVE BEEN REDUCED BY PAID CLAIMS.

| INSR LTR  | TYPE OF INSURANCE  | ADDL INSD        | SUBR WVD | POLICY NUMBER            | POLICY EFF (MM/DD/YYYY) | POLICY EXP (MM/DD/YYYY) | LIMITS  |   |    |                  |   |    |                  |                              |    |                  |                                |    |                  |                   |    |                  |                        |    |                  |  |    |  |
|---|--|------------------|----------|--------------------------|-------------------------|-------------------------|---|---|----|------------------|---|----|------------------|------------------------------|----|------------------|--------------------------------|----|------------------|-------------------|----|------------------|------------------------|----|------------------|--|----|--|
| <b>A</b>  | <input checked="" type="checkbox"/> <b>COMMERCIAL GENERAL LIABILITY</b><br><input type="checkbox"/> CLAIMS-MADE <input checked="" type="checkbox"/> OCCUR<br><br>GEN'L AGGREGATE LIMIT APPLIES PER:<br><input type="checkbox"/> POLICY <input checked="" type="checkbox"/> PRO-JECT <input type="checkbox"/> LOC<br>OTHER: | <b>Y</b>         |          | <b>600 GL 0214393-01</b> | <b>08/10/2024</b>       | <b>08/10/2025</b>       | <table><tr><td>EACH OCCURRENCE</td><td>\$</td><td><b>1,000,000</b></td></tr><tr><td>DAMAGE TO RENTED PREMISES (Ea occurrence)</td><td>\$</td><td><b>100,000</b></td></tr><tr><td>MED EXP (Any one person)</td><td>\$</td><td><b>5,000</b></td></tr><tr><td>PERSONAL &amp; ADV INJURY</td><td>\$</td><td><b>1,000,000</b></td></tr><tr><td>GENERAL AGGREGATE</td><td>\$</td><td><b>2,000,000</b></td></tr><tr><td>PRODUCTS - COMP/OP AGG</td><td>\$</td><td><b>2,000,000</b></td></tr><tr><td></td><td>\$</td><td></td></tr></table> | EACH OCCURRENCE   | \$ | <b>1,000,000</b> | DAMAGE TO RENTED PREMISES (Ea occurrence) | \$ | <b>100,000</b>   | MED EXP (Any one person)     | \$ | <b>5,000</b>     | PERSONAL & ADV INJURY          | \$ | <b>1,000,000</b> | GENERAL AGGREGATE | \$ | <b>2,000,000</b> | PRODUCTS - COMP/OP AGG | \$ | <b>2,000,000</b> |  | \$ |  |
| EACH OCCURRENCE   | \$   | <b>1,000,000</b> |          |                          |                         |                         |   |   |    |                  |   |    |                  |                              |    |                  |                                |    |                  |                   |    |                  |                        |    |                  |  |    |  |
| DAMAGE TO RENTED PREMISES (Ea occurrence)                                       | \$   | <b>100,000</b>   |          |                          |                         |                         |   |   |    |                  |   |    |                  |                              |    |                  |                                |    |                  |                   |    |                  |                        |    |                  |  |    |  |
| MED EXP (Any one person)  | \$   | <b>5,000</b>     |          |                          |                         |                         |   |   |    |                  |   |    |                  |                              |    |                  |                                |    |                  |                   |    |                  |                        |    |                  |  |    |  |
| PERSONAL & ADV INJURY   | \$   | <b>1,000,000</b> |          |                          |                         |                         |   |   |    |                  |   |    |                  |                              |    |                  |                                |    |                  |                   |    |                  |                        |    |                  |  |    |  |
| GENERAL AGGREGATE   | \$   | <b>2,000,000</b> |          |                          |                         |                         |   |   |    |                  |   |    |                  |                              |    |                  |                                |    |                  |                   |    |                  |                        |    |                  |  |    |  |
| PRODUCTS - COMP/OP AGG  | \$   | <b>2,000,000</b> |          |                          |                         |                         |   |   |    |                  |   |    |                  |                              |    |                  |                                |    |                  |                   |    |                  |                        |    |                  |  |    |  |
|   | \$   |                  |          |                          |                         |                         |   |   |    |                  |   |    |                  |                              |    |                  |                                |    |                  |                   |    |                  |                        |    |                  |  |    |  |
| <b>B</b>  | <b>AUTOMOBILE LIABILITY</b><br><input type="checkbox"/> ANY AUTO<br><input type="checkbox"/> OWNED AUTOS ONLY<br><input type="checkbox"/> HIRED AUTOS ONLY<br><input checked="" type="checkbox"/> SCHEDULED AUTOS<br><input checked="" type="checkbox"/> NON-OWNED AUTOS ONLY  |                  |          | <b>988699866</b>         | <b>10/28/2024</b>       | <b>10/28/2025</b>       | <table><tr><td>COMBINED SINGLE LIMIT (Ea accident)</td><td>\$</td><td><b>1,000,000</b></td></tr><tr><td>BODILY INJURY (Per person)</td><td>\$</td><td></td></tr><tr><td>BODILY INJURY (Per accident)</td><td>\$</td><td></td></tr><tr><td>PROPERTY DAMAGE (Per accident)</td><td>\$</td><td></td></tr><tr><td></td><td>\$</td><td></td></tr></table>  | COMBINED SINGLE LIMIT (Ea accident)   | \$ | <b>1,000,000</b> | BODILY INJURY (Per person)                | \$ |                  | BODILY INJURY (Per accident) | \$ |                  | PROPERTY DAMAGE (Per accident) | \$ |                  |                   | \$ |                  |                        |    |                  |  |    |  |
| COMBINED SINGLE LIMIT (Ea accident)   | \$   | <b>1,000,000</b> |          |                          |                         |                         |   |   |    |                  |   |    |                  |                              |    |                  |                                |    |                  |                   |    |                  |                        |    |                  |  |    |  |
| BODILY INJURY (Per person)  | \$   |                  |          |                          |                         |                         |   |   |    |                  |   |    |                  |                              |    |                  |                                |    |                  |                   |    |                  |                        |    |                  |  |    |  |
| BODILY INJURY (Per accident)  | \$   |                  |          |                          |                         |                         |   |   |    |                  |   |    |                  |                              |    |                  |                                |    |                  |                   |    |                  |                        |    |                  |  |    |  |
| PROPERTY DAMAGE (Per accident)  | \$   |                  |          |                          |                         |                         |   |   |    |                  |   |    |                  |                              |    |                  |                                |    |                  |                   |    |                  |                        |    |                  |  |    |  |
|   | \$   |                  |          |                          |                         |                         |   |   |    |                  |   |    |                  |                              |    |                  |                                |    |                  |                   |    |                  |                        |    |                  |  |    |  |
| <b>A</b>  | <input type="checkbox"/> <b>UMBRELLA LIAB</b> <input checked="" type="checkbox"/> OCCUR<br><input checked="" type="checkbox"/> <b>EXCESS LIAB</b> <input type="checkbox"/> CLAIMS-MADE<br>DED RETENTION \$   |                  |          | <b>XS4288978</b>         | <b>08/10/2024</b>       | <b>08/10/2025</b>       | <table><tr><td>EACH OCCURRENCE</td><td>\$</td><td><b>2,000,000</b></td></tr><tr><td>AGGREGATE</td><td>\$</td><td><b>2,000,000</b></td></tr><tr><td></td><td>\$</td><td></td></tr></table>   | EACH OCCURRENCE   | \$ | <b>2,000,000</b> | AGGREGATE                                 | \$ | <b>2,000,000</b> |                              | \$ |                  |                                |    |                  |                   |    |                  |                        |    |                  |  |    |  |
| EACH OCCURRENCE   | \$   | <b>2,000,000</b> |          |                          |                         |                         |   |   |    |                  |   |    |                  |                              |    |                  |                                |    |                  |                   |    |                  |                        |    |                  |  |    |  |
| AGGREGATE   | \$   | <b>2,000,000</b> |          |                          |                         |                         |   |   |    |                  |   |    |                  |                              |    |                  |                                |    |                  |                   |    |                  |                        |    |                  |  |    |  |
|   | \$   |                  |          |                          |                         |                         |   |   |    |                  |   |    |                  |                              |    |                  |                                |    |                  |                   |    |                  |                        |    |                  |  |    |  |
| <b>C</b>  | <b>WORKERS COMPENSATION AND EMPLOYERS' LIABILITY</b><br>ANY PROPRIETOR/PARTNER/EXECUTIVE OFFICER/MEMBER EXCLUDED? (Mandatory in NH)<br>If yes, describe under DESCRIPTION OF OPERATIONS below<br>Y / N <b>N</b> N / A  |                  |          | <b>4246169</b>           | <b>09/01/2024</b>       | <b>09/01/2025</b>       | <table><tr><td><input checked="" type="checkbox"/> PER STATUTE <input type="checkbox"/> OTH-ER</td><td></td><td></td></tr><tr><td>E.L. EACH ACCIDENT</td><td>\$</td><td><b>1,000,000</b></td></tr><tr><td>E.L. DISEASE - EA EMPLOYEE</td><td>\$</td><td><b>1,000,000</b></td></tr><tr><td>E.L. DISEASE - POLICY LIMIT</td><td>\$</td><td><b>1,000,000</b></td></tr></table>   | <input checked="" type="checkbox"/> PER STATUTE <input type="checkbox"/> OTH-ER |    |                  | E.L. EACH ACCIDENT                        | \$ | <b>1,000,000</b> | E.L. DISEASE - EA EMPLOYEE   | \$ | <b>1,000,000</b> | E.L. DISEASE - POLICY LIMIT    | \$ | <b>1,000,000</b> |                   |    |                  |                        |    |                  |  |    |  |
| <input checked="" type="checkbox"/> PER STATUTE <input type="checkbox"/> OTH-ER |  |                  |          |                          |                         |                         |   |   |    |                  |   |    |                  |                              |    |                  |                                |    |                  |                   |    |                  |                        |    |                  |  |    |  |
| E.L. EACH ACCIDENT  | \$   | <b>1,000,000</b> |          |                          |                         |                         |   |   |    |                  |   |    |                  |                              |    |                  |                                |    |                  |                   |    |                  |                        |    |                  |  |    |  |
| E.L. DISEASE - EA EMPLOYEE  | \$   | <b>1,000,000</b> |          |                          |                         |                         |   |   |    |                  |   |    |                  |                              |    |                  |                                |    |                  |                   |    |                  |                        |    |                  |  |    |  |
| E.L. DISEASE - POLICY LIMIT   | \$   | <b>1,000,000</b> |          |                          |                         |                         |   |   |    |                  |   |    |                  |                              |    |                  |                                |    |                  |                   |    |                  |                        |    |                  |  |    |  |

DESCRIPTION OF OPERATIONS / LOCATIONS / VEHICLES (ACORD 101, Additional Remarks Schedule, may be attached if more space is required)

**Certificate holder is listed as additional insured per written requirements shown in contract or agreement.****CERTIFICATE HOLDER****CANCELLATION**

|  |  |
|--|--|
| <b>City of Grand Junction</b><br><b>250 N. 5th St</b><br><b>Grand Junction, CO 81501</b> | <b>SHOULD ANY OF THE ABOVE DESCRIBED POLICIES BE CANCELLED BEFORE THE EXPIRATION DATE THEREOF, NOTICE WILL BE DELIVERED IN ACCORDANCE WITH THE POLICY PROVISIONS.</b><br><br><b>AUTHORIZED REPRESENTATIVE</b><br><br>(EMJ) |
|--|--|

© 1988-2015 ACORD CORPORATION. All rights reserved.