

RESOLUTION NO. 69-13

A RESOLUTION ADOPTING FEES AND CHARGES FOR WATER, IRRIGATION, WASTEWATER, SOLID WASTE, AMBULANCE TRANSPORT, TWO RIVERS CONVENTION CENTER, AND PARKS AND RECREATION

Recitals:

The City of Grand Junction establishes rates for utility services, ambulance transports, Two Rivers Convention Center and parks and recreation on a periodic basis, and by this resolution, the City Council establishes these rates to implement decisions made in the long-term financial plans for the Utilities, Fire, Economic, Convention, & Visitor Services, and Parks and Recreation Departments.

Now, therefore, be it resolved that:

Effective January 1, 2014 rates for utility services, ambulance transports, Two Rivers Convention Center and Parks and Recreation change according to the following schedule.

Water			
System-Description	2013 Current	2014 Proposed	Change
City Water System			
0 - 3,000 Gallons	\$11.00	\$14.00	\$3.00
3,000 - 10,000 Gallons (per 1,000)	\$1.95	\$2.05	\$0.10
10,000 - 20,000 Gallons (per 1,000)	\$2.35	\$2.45	\$0.10
>20,000 Gallons (per 1,000)	\$2.75	\$2.85	\$0.10
Kannah Creek Water System			
0 - 3,000 Gallons	\$35.50	\$38.50	\$3.00
3,000 - 10,000 Gallons (per 1,000)	\$3.90	\$4.00	\$0.10
10,000 - 20,000 Gallons (per 1,000)	\$4.70	\$4.80	\$0.10
>20,000 Gallons (per 1,000)	\$5.50	\$5.60	\$0.10
Ridges Irrigation			
Single Family	\$14.60	\$15.33	\$0.73
Multi Family	\$10.45	\$10.97	\$0.52

Wastewater			
Description	2013 Current	2014 Proposed	Change
Per Residential Equivalent Unit (EQU)	\$17.00	\$19.50	\$2.50
Plant Investment Fee Per EQU	\$4,000.00	\$4,120.00	\$120.00

Solid Waste			
Automated Monthly Container Prices	2013 Current	2014 Proposed	Change
1-64 Gallon Container	\$10.02	\$10.45	\$0.43
1-96 Gallon Container	\$12.70	\$13.25	\$0.55
2-64 Gallon Container	\$15.40	\$16.00	\$0.60
1-64, 1-96 Gallon Container	\$18.07	\$18.80	\$0.73
2-96 Gallon Container	\$20.75	\$21.60	\$0.85
Commercial Monthly Dumpster Prices			
1-2 Cubic Yard - Pick-Up 1 Time Per Week	\$53.61	\$55.75	\$2.14
1-4 Cubic Yard - Pick-Up 1 Time Per Week	\$86.85	\$90.32	\$3.47
1-6 Cubic Yard - Pick-Up 1 Time Per Week	\$117.50	\$122.20	\$4.70
1-8 Cubic Yard - Pick-Up 1 Time Per Week	\$147.77	\$153.68	\$5.91

Two Rivers Convention Center			
Facilities Rental	2013 Current	2014 Proposed	Change
Meeting Rooms, River Rooms & Theatre	\$89-\$3,274	\$98-\$3,600	\$9-\$326
Equipment, Furniture & Staging	\$1.75-\$500	\$1.90-\$575	\$.15-\$75.00
Service Club Weekly Lunch/Person	\$12.50	\$12.50	none
Service Club Monthly Lunch/Person	\$13.00	\$13.00	none
Service Club Monthly Dinner/Person	\$17.00	\$17.00	none

Parks & Recreation			
Division-Description	2013 Current	2014 Proposed	Change
Recreation			
Lincoln Park or Orchard Mesa Pool (<i>Rental for 0-50 people</i>)	\$255/event	\$140/hour	dependent on time
Lincoln Park or Orchard Mesa Pool (Additional per person fee for 51+ people)	\$2.50/person	\$3.00/person	\$0.50
Lincoln Park Pool and Waterslide (<i>2 hour rental for 0-50 people</i>)	\$425/event	\$225/hour	dependent on time
Lincoln Park Waterslide (<i>Rental for 0-50 people</i>)	\$175/2 hours	\$100/hour	dependent on time
Orchard Mesa Pool and Waterslide (<i>2 hour rental for 0-50 people</i>)	\$255/event	\$140/hour	dependent on time
Lincoln Park or Orchard Mesa Pool And Waterslide (Additional per person fee for 51+ people)	\$2.50/person	\$3.00/person	\$0.50
Annual Adult Swim Pass	\$292.25/each	\$293/each	\$0.75
Annual Family Swim Pass	\$922.75/each	\$923/each	\$0.25
Annual Senior Swim Pass	\$215.25/each	\$216/each	\$0.75
Annual Youth Swim Pass	\$215.25/each	\$216/each	\$0.75
Summer Season Adult Swim Pass	\$106.75/each	\$107/each	\$0.25
Summer Season Family Swim Pass	\$337.25/each	\$338/each	\$0.75
Summer Season Senior Swim Pass	\$78.75/each	\$79/each	\$0.25
Summer Season Youth Swim Pass	\$78.75/each	\$79/each	\$0.25
Orchard Mesa Pool Adult Swim Punch Card (non-summer, 30 punches)	\$80.70/each	\$81/each	\$0.30
Orchard Mesa Pool Senior Swim Punch Card (non-summer, 30 punches)	\$59.40/each	\$60/each	\$0.60
Orchard Mesa Pool Youth Swim Punch Card (non-summer, 30 punches)	\$59.40/each	\$60/each	\$0.60
Year Round Adult Swim Punch Card (20 punches)	\$80.80/each	\$81/each	\$0.20
Year Round Senior Swim Punch Card (20 punches)	\$59.40/each	\$60/each	\$0.60
Year Round Youth Swim Punch Card (20 punches)	\$59.40/each	\$60/each	\$0.60
Orchard Mesa Pool Water Aerobics Punch Card (12 punches)	\$43.44/each	\$44/each	\$0.56
Lincoln Park Pool Waterslide Punch Card (10 punches)	\$25/each	\$25/each	none
Parks			
Canyon View - game fee	\$85/game	\$95/game	\$10.00
Lincoln Park Waterslide (<i>Rental for 0-50 people</i>)	\$175/2 hours	\$100/hour	dependent on time

Division-Description	2013 Current	2014 Proposed	Change
Damage Fees All Facilities	\$0-\$200	actual replacement costs	dependent on damages
Canyon View/Long - game fee	\$85/4 hours; \$115/8 hours; \$35/hour	\$20/hour	dependent on time
Canyon View/Long - practice fee	\$15/afternoon	\$10/hour	dependent on time
Dixon - field use	\$25/half day; \$50/full day	\$10/hour	dependent on time
Hospitality Suite - rental fee	\$300/half; \$400/full day	\$75/hour	dependent on time
Hospitality Suite - JUCO	0	0	n/a
Hospitality Suite - PIAB	\$150/half day; \$200/full day	\$37.50/hour	dependent on time
All Facilities - Lost Keys	N/A	N/A	
Lights-Canyon View/Columbine/Kronkright	\$35/hour	\$50/hour	dependent on time
Maintenance Fees All Facilities - (Clean up, Set Up, and/or Tear Down)	\$100/hour	directly billed at conclusion	dependent on event
Lincoln Park-Pickleball Courts	N/A	\$5.00/hour	new facility
Lincoln Park-Quickstart Courts	N/A	\$5.00/hour	new facility
Lincoln Park Barn	\$350/half day; \$525/full day	\$70/hour	dependent on time
All Park Shelters	\$45-\$65/4 hours	\$12.50 - \$18.75/hour	dependent on time
Canyon View Softball Fields	\$85/6 hours; \$130/6+ hours	\$35/field/hour	dependent on fields and time
Columbine Softball Fields	\$85/6 hours; \$130/6+ hours	\$20/field/hour	dependent on fields and time
Columbine - Softball Fields-extra prep fee	N/A	\$15/field/hour	for game v. practice
Kronkright Softball Fields	\$85/6 hours; \$130/6+ hours	\$20/field/hour	dependent on fields and time
Kronkright - Softball Fields-extra prep fee	N/A	\$15/field/hour	for game v. practice
Long Park	\$85/6 hours; \$130/6+ hours	\$20/field/hour	dependent on fields and time
Suplizio Stadium - Baseball game	\$105/game	\$175/game	\$70/game
Stocker Stadium - Football/Track	\$75/event Track; \$175/event Football	\$175/event	\$100/track event
Stocker/Suplizio Stadium - Non-Athletic Use	\$175/event	\$250/event	\$75/event
Tabeguache Trailhead Parking	N/A	\$15/hour	for space rental on trailhead

Division-Description	2013 Current	2014 Proposed	Change
Golf			
Season Ticket-Unlimited	\$415/year	\$430/year	\$15/year
Season Ticket-Limited	\$333/year	\$345/year	\$12/year
Season Ticket-Limited-Junior	\$75/year	\$75/year	none
Season Ticket-Mid-Year (after August 15th)	\$150/mid year	\$180/mid year	\$30/mid year
Cart Fee with 9 holes (per rider)	\$8/rider	\$9/rider	\$1/rider
Cart Fee with 18 holes (per rider)	\$13/rider	\$15/rider	\$2/rider
Cart punch card (20 punches)	\$230/card	\$260/card	\$30/card
Tournament Application Fee	\$60/each	\$75/each	\$15/each
Lincoln Park Green Fees-9 holes - Unlimited (with season ticket)	\$8/each	\$9/each	\$1/each
Lincoln Park Green Fees-9 holes - Limited (with season ticket)	\$8/each	\$9/each	\$1/each
Lincoln Park Green Fees-9 holes - Limited - Junior (with season ticket)	\$3/each	\$3/each	none
Lincoln Park Green Fees-18 holes - Unlimited (with season ticket)	\$13/each	\$14/each	\$1/each
Lincoln Park Green Fees-18 holes - Limited (with season ticket)	\$13/each	\$14/each	\$1/each
Lincoln Park Green Fees-18 holes - Limited - Junior (with season ticket)	\$5/each	\$5/each	none
Lincoln Park Green Fees-9 holes - Mon-Thu (without season ticket)	\$15/each	\$16/each	\$1/each
Lincoln Park Green Fees-9 holes - Mon-Thu - Junior (without season ticket)	\$7/each	\$8/each	\$1/each
Lincoln Park Green Fees-9 holes - Fri-Sun (without season ticket)	\$15/each	\$16/each	\$1/each
Lincoln Park Green Fees-9 holes - Fri-Sun - Junior (without season ticket)	\$7/each	\$8/each	\$1/each
Lincoln Park Green Fees-9 holes - CMU Student Rate (without season ticket)	\$10/each	\$11/each	\$1/each
Lincoln Park Green Fees-18 holes - Mon-Thu (without season ticket)	\$25/each	\$26/each	\$1/each
Lincoln Park Green Fees-18 holes - Mon-Thu - Junior (without season ticket)	\$12/each	\$13/each	\$1/each
Lincoln Park Green Fees-18 holes - Fri-Sun (without season ticket)	\$25/each	\$26/each	\$1/each
Lincoln Park Green Fees-18 holes - Fri-Sun - Junior (without season ticket)	\$12/each	\$13each	\$1/each
Tiara Rado Green Fees-9 holes - Unlimited (with season ticket)	\$8/each	\$9/each	\$1/each
Tiara Rado Green Fees-9 holes - Limited (with season ticket)	\$8/each	\$9/each	\$1/each
Tiara Rado Green Fees-9 holes - Limited - Junior (with season ticket)	\$3/each	\$3/each	none

Division-Description	2013 Current	2014 Proposed	Change
Tiara Rado Green Fees-18 holes - Unlimited (with season ticket)	\$13/each	\$14/each	\$1/each
Tiara Rado Green Fees-18 holes - Limited (with season ticket)	\$13/each	\$14/each	\$1/each
Tiara Rado Green Fees-18 holes - Limited - Junior (with season ticket)	\$5/each	\$5/each	none
Tiara Rado Green Fees-9 holes - Mon-Thu (without season ticket)	\$18/each	\$19/each	\$1/each
Tiara Rado Green Fees-9 holes - Mon-Thu - Junior (without season ticket)	\$7/each	\$8/each	\$1/each
Tiara Rado Green Fees-9 holes - Fri-Sun (without season ticket)	\$20/each	\$21/each	\$1/each
Tiara Rado Green Fees-9 holes - Fri-Sun - Junior (without season ticket)	\$7/each	\$8/each	\$1/each
Tiara Rado Green Fees-18 holes - Mon-Thu (without season ticket)	\$34/each	\$35/each	\$1/each
Tiara Rado Green Fees-18 holes - Mon-Thu - Junior (without season ticket)	\$12/each	\$13/each	\$1/each
Tiara Rado Green Fees-18 holes - Fri-Sun (without season ticket)	\$37/each	\$38/each	\$1/each
Tiara Rado Green Fees-18 holes - Fri-Sun - Junior (without season ticket)	\$12/each	\$13/each	\$1/each
Note: The 2014 Fees and Charges do not include any marketing specials and/or package rates that may be offered throughout the year.			

Ambulance Transport: See attached copy of Resolution No. 33-10 and the current (2013/2014) fee schedule. 2014/2015 Fees will be established by the County on or about April 1, 2014.


Transportation Capacity Payments: See attached copy of Resolution 14-13.

PASSED and ADOPTED this 6th day of November, 2013.




 President of the Council

Attest:



 City Clerk



RESOLUTION NO. 33-10

A RESOLUTION AMENDING AMBULANCE FEES IN THE CITY OF GRAND JUNCTION, COLORADO AND CREATING A MECHANISM FOR THOSE FEES TO INCREASE AS INCREASES ARE APPROVED BY MESA COUNTY

Recitals.

In February 2006 the City Council and the Mesa County Board of Commissioners established the City as the ambulance service provider for the designated City Ambulance Service Area (ASA). The City ASA was established in accordance with Resolution 2004-220-2 (Mesa County EMS Resolution).

By and through the Mesa County EMS Resolution Mesa County regulates *inter alia* the fees that may be charged by the ambulance service providers operating in the County, including the City operating within the City ASA. The Mesa County EMS Resolution provides that ambulance transport fees are adjusted in March of each year. The adjustments are based on the National Consumer Price Index (CPI) over the most recent 12 month period.

Currently the City implements changes to its ambulance transport fees as part of its annual budget adoption in December of each year. Because the City's fees become effective early January of each year those fees are different than the County authorized fees for a period of at least nine months. That difference causes confusion and results in the City's fees being less than authorized for a majority of a year.

With this Resolution the City, by and through the Grand Junction Fire Department, will be authorized to charge the most current Mesa County ambulance transport fees at the time the fees are set and going forward the City Council authorizes the Fire Department to adjust and implement its ambulance transport fees on the schedule set by the County resolution.

The City Council does desire to review the ambulance fees during its budget deliberations and accordingly does hereby request the City Manager to provide information about the ambulance fees (such as percentage change) during the City's annual budget process. Notwithstanding such review the terms of this Resolution shall control unless or until this Resolution is amended or rescinded.

NOW, THEREFORE, BE IT RESOLVED BY THE CITY COUNCIL OF THE CITY OF GRAND JUNCTION, COLORADO:

1. The City of Grand Junction, Grand Junction Fire Department ambulance transport fees shall be set in accordance with the fees set annually by the Mesa County EMS Resolution.

2. The ambulance transport fees for the balance of 2010 shall be increased in accordance with the following schedule (attached). The fees provided for in the schedule shall become effective immediately.

3. Fees set by prior resolution that are in conflict with this resolution are hereby repealed and all other fees not in conflict or specifically allowed shall be set in accordance with the maximum allowable rates in the Mesa County EMS Resolution.

All other terms of any other applicable resolution not modified herein shall remain in full force and effect.

PASSED AND ADOPTED this 16th day of August, 2010.

/s/: Teresa A. Coons
President of the Council

ATTEST:


/s/: Stephanie Tuin
City Clerk

Service	Fee
Advanced Life Support (ALS)	\$851.00
Basic Life Support (BLS)	\$624.00
ALS Critical Care Transport	\$927.00
BLS Critical Care Transport	\$709.00

Current (2013/2014) Fee Schedule:

Mesa County Sheriff's Office

Sheriff Stan Hilkey



Mike Hill, Mesa County System EMS Coordinator

215 Rice Street
P.O. Box 20,000
Grand Junction, CO. 81502

970-255-5078 Phone
970-244-3503 Fax
Mike.Hill@mesacounty.us

March 18, 2013

Chief Ken Watkins,
Grand Junction Fire Protection District
330 S. 6th Street
Grand Junction, CO 81501

Dear Chief Watkins,

In accordance with the Mesa County EMS Resolution and its Rules, an annual review of maximum ambulance rates has been conducted. This review was conducted in February 2013 using the most recent calendar year Consumer Price Index data (January - December 2012). This review indicated a 3.20% increase in maximum ambulance rates. The following table illustrates the CPI factors that are considered and how the increase is calculated.

CPI Factor	% Change	Ratio	Adjustment
All Items	2.0	0.2	.40
Transportation	3.1	0.4	1.24
Medical Care	3.9	0.4	1.56
Total Adjustment			3.20

The following schedule of maximum ambulance rates becomes effective April 1, 2013.

Service	New Maximum Rate
Advanced Life Support (ALS)	\$963
Basic Life Support (BLS)	\$706
ALS Critical Care Transport	\$1049
BLS Critical Care Transport	\$802

Please feel free to contact me if you have any questions.

Sincerely,

Handwritten signature of Michael D. Hill in cursive.

Michael D. Hill
Mesa County EMS System Coordinator

for Andrew Martsolf
Mesa County Emergency Manager

**CITY OF GRAND JUNCTION, COLORADO
RESOLUTION NO. 14-13**

**A RESOLUTION AMENDING THE DEVELOPMENT FEE SCHEDULE MODIFYING
THE TRANSPORTATION CAPACITY PAYMENT SCHEDULE**

RECITALS:

Pursuant to Section 21.06.101(B)(2) Transportation Capacity Payment (TCP) and Right-of-Way Improvements shall be set by City Council. Minimally, the TCP is to be adjusted annually for inflation by Consumer Price Index for All Urban Consumers (CPI-U), Western Region, size B/C, published monthly by the United States Department of Labor. Based on CDOT Construction Index, Staff recommends the fee for commercial and industrial be increased to \$2,554 over three years.

The fees stated and described herein are found to be in an amount bearing a reasonable relationship to the cost of providing services, protecting the public and their facilities from degradation and/or exacerbation of public problems due to growth.

The City Council finds that there is a reasonable, demonstrable connection between the fees, charges and dedications and the public benefit and protection of the public health safety and welfare that is had by imposing the same on new growth and development. The community, in which the growth and development is occurring, is benefited as a whole by the receipt and expenditure of such revenues.

**BE IT RESOLVED BY THE CITY COUNCIL OF THE CITY OF GRAND JUNCTION,
COLORADO:**

The Development Fee Scheduled is hereby amended as follows:

1. The attached Exhibit A is adopted as the Transportation Capacity Payment Schedule and replaces the previously adopted fee schedule.
2. These fee increases shall be effective April 1, 2013, April 1, 2014 and April 1, 2015.

ADOPTED AND APPROVED THIS 6th day of March, 2013.

ATTEST:

/s/: Bill Pitts
President of the Council

/s/: Stephanie Tuin
City Clerk

Exhibit A

City of Grand Junction Transportation Capacity Fee Calculations						
			2008 FEE	2013 FEE	2014 FEE	2015 FEE
Land Use Type	ITE Code	Unit				
Residential						
Single Family	210	Dwelling	\$2,554	\$2,554	\$2,554	\$2,554
Multi-Family	220	Dwelling	\$1,769	\$1,769	\$1,769	\$1,769
Mobile Home/RV Park	240	Pad	\$1,284	\$1,284	\$1,284	\$1,284
Hotel/Motel	310/320	Room	\$2,407	\$2,407	\$2,407	\$2,407
Retail/Commercial						
Shopping Center (0-99KSF)	820	1000 SF	\$2,607	\$3,134	\$3,662	\$4,189
Shopping Center (100-249KSF)	820	1000 SF	\$2,448	\$2,943	\$3,439	\$3,933
Shopping Center (250-499KSF)	820	1000 SF	\$2,373	\$2,847	\$3,327	\$3,805
Shopping Center (500+KSF)	820	1000 SF	\$2,191	\$2,637	\$3,082	\$3,525
Auto Sales/Service	841	1000 SF	\$2,355	\$2,828	\$3,305	\$3,780
Bank	911	1000 SF	\$3,959	\$4,758	\$5,560	\$6,359
Convenience Store w/Gas Sales	851	1000 SF	\$5,691	\$6,841	\$7,994	\$9,143
Golf Course	430	Hole	\$3,704	\$4,453	\$5,203	\$5,951
Health Club	493	1000 SF	\$2,121	\$2,561	\$2,992	\$3,422
Movie Theater	443	1000 SF	\$6,584	\$7,912	\$9,245	\$10,574
Restaurant, Sit Down	831	1000 SF	\$3,203	\$3,860	\$4,511	\$5,159
Restaurant, Fast Food	834	1000 SF	\$7,173	\$8,638	\$10,093	\$11,544
Office/Institutional						
Office, General (0-99KSF)	710	1000 SF	\$1,954	\$2,351	\$2,747	\$3,141
Office, General >100KSF	710	1000 SF	\$1,665	\$2,007	\$2,345	\$2,682
Office, Medical	720	1000 SF	\$5,514	\$6,631	\$7,749	\$8,862
Hospital	610	1000 SF	\$2,561	\$3,077	\$3,595	\$4,112
Nursing Home	620	1000 SF	\$717	\$860	\$1,005	\$1,149
Church	560	1000 SF	\$1,220	\$1,471	\$1,719	\$1,967
Day Care Center	565	1000 SF	\$2,547	\$3,058	\$3,573	\$4,086
Elementary/Sec. School	520/522/530	1000 SF	\$398	\$478	\$558	\$639
Industrial						
Industrial Park	130	1000 SF	\$1,155	\$1,395	\$1,630	\$1,864
Warehouse	150	1000 SF	\$823	\$994	\$1,161	\$1,328
Mini-Warehouse	151	1000 SF	\$288	\$344	\$402	\$460