



**Purchase Order
No. 2025-00000083**

DATE 02/06/2025

Ph. (970) 256-4048

Fax

Ship To City of Grand Junction
Public Works Administration
333 West Ave
GRAND JUNCTION, CO 81501

Bill To City of Grand Junction
Public Works Administration
333 West Ave
GRAND JUNCTION, CO 81501

Vendor
VENDOR NO. 10829
Sunroc Corporation
ACH
3468 N. 1150 W.
SPANISH FORK, UT 84660
Phone: (801) 802-6900

PAGE 1 of 1
SHIP VIA Best Way
DELIVER BY
FREIGHT TERMS FOB Dest, Frght Prepaid .Allow
Payment Terms: Net 30 Days
Buyer Name: Dolly Daniels
Buyer Email: dollyd@gjcity.org

Award IFB-5548-24-DD

QUANTITY	UNIT	DESCRIPTION	UNIT COST	TOTAL COST
1.0000	Each	CONTRACT SERVICES - HORIZON DR & G RD RAB 207-330-010.8350 - Street Capacity Expansion 3,674,694.24 C1006	3,674,694.2400	\$3,674,694.24
1.0000	Each	CONTRACT SERVICES - Retainage 207-330-010.8350 - Street Capacity Expansion 199,489.17 C1006	199,489.1700	\$199,489.17
1.0000	Each	CONTRACT SERVICES - Minor Contract Revisions 207-330-010.8350 - Street Capacity Expansion 115,600.00 C1006	115,600.0000	\$115,600.00
PURCHASE ORDER TOTAL				\$3,989,783.41

Special Instructions: PURCHASE ORDER No. MUST APPEAR ON ALL INVOICES, SHIPPERS, PACKAGES, CORRESPONDENCE
Tax Exempt No. 98-03544

By: Dolly f. Daniels



NOTICE TO PROCEED

Date: March 3, 2025

Contractor: Sunroc Corporation

Project: Horizon Drive and G Road Roundabout IFB-5548-24-DD

In accordance with the Contract dated February 6, 2025, the Contractor is hereby notified to begin work on the Project on or before April 7, 2025.


The date of final completion as determined is 120 **Working** Days from April 7, 2025.

CITY OF GRAND JUNCTION, COLORADO

Dolly Daniels, Senior Buyer

Receipt of this Notice to Proceed is hereby acknowledged:

Contractor: Sunroc Corporation

By:  _____
D97F75B38F85418...

Print Name: Denny Spencer

Title: Area Manager

Date: 3/5/2025



CITY OF GRAND JUNCTION, COLORADO

CONTRACT

This CONTRACT made and entered into this **6th day of February 2025** by and between the **City of Grand Junction, Colorado**, a government entity in the County of Mesa, State of Colorado, hereinafter in the Contract Documents referred to as the "Owner" and **Sunroc Corporation**, hereinafter in the Contract Documents referred to as the "Contractor."

WITNESSETH:

WHEREAS, the Owner advertised that sealed Responses would be received for furnishing all labor, tools, supplies, equipment, materials, and everything necessary and required for the Project described by the Contract Documents and known as **Horizon Drive and G Road Roundabout IFB-5548-24-DD**.

WHEREAS, the Contract has been awarded to the above-named Contractor by the Owner, and said Contractor is now ready, willing, and able to perform the Work specified in the Notice of Award, in accordance with the Contract Documents.

NOW, THEREFORE, in consideration of the compensation to be paid the Contractor, the mutual covenants hereinafter set forth and subject to the terms hereinafter stated, it is mutually covenanted and agreed as follows:

ARTICLE 1

Contract Documents: It is agreed by the parties hereto that the following list of instruments, drawings, and documents which are attached hereto, bound herewith, or incorporated herein by reference constitute and shall be referred to either as the "Contract Documents" or the "Contract", and all of said instruments, drawings, and documents taken together as a whole constitute the Contract between the parties hereto, and they are fully a part of this agreement as if they were set out verbatim and in full herein:

The order of contract document governance shall be as follows:

- The body of this Contract Agreement
- Solicitation Documents for the Project including Addendum; **Horizon Drive and G Road Roundabout (IFB-5548-24-DD)**
- Notice of Award
- Contractor's Response to the Solicitation
- Work Change Requests (directing that changed work be performed);
- Field Orders;
- Change Orders.

ARTICLE 2

Definitions: The clauses provided in the Solicitation apply to the terms used in the Contract and all the Contract Documents.

ARTICLE 3

Contract Work: The Contractor agrees to furnish all labor, tools, supplies, equipment, materials, and all that is necessary and required to complete the tasks associated with the Work described, set forth, shown, and included in the Contract Documents as indicated in the Solicitation Document.

ARTICLE 4

Contract Time and Liquidated Damages: Time is of the essence with respect to this Contract. The Contractor hereby agrees to commence Work under the Contract on or before the date specified in the Solicitation from the Owner, and to achieve Substantial Completion and Final Completion of the Work within the time or times specified in the Solicitation. In the event the Work is not completed in the times set forth and as agreed upon, the Contractor further agrees to pay Liquidated Damages to the Owner as set forth in the Solicitation. The Contractor acknowledges and recognizes the delays, expenses and difficulties involved in proving in a legal proceeding the actual losses suffered by the Owner if the work is not completed on time. Accordingly, instead of requiring any such proof, the Owner and the Contractor agree that as Liquidated Damages for delay, but not as a penalty, the Contractor shall pay to the Owner the amounts specified in the Solicitation.

ARTICLE 5

Contract Price and Payment Procedures: The Contractor shall accept as full and complete compensation for the performance and completion of all of the Work specified in the Contract Documents, **the amount of Three Million, Nine Hundred, Eighty-Nine Thousand, Seven Hundred, Eighty-Three and 41/100 Dollars (\$3,989,783.41)**. This amount is the corrected amount per the Engineer's Bid Tabulation. If this Contract contains unit price pay items, the Contract price shall be adjusted in accordance with the actual quantities of items completed and accepted by the Owner at the unit prices quoted in the Solicitation Response. The amount of the Contract Price is and has heretofore been appropriated by the Grand Junction City Council for the use and benefit of this Project. The Contract Price shall not be modified except by Change Order or other written directive of the Owner. The Owner shall not issue a Change Order or other written directive which requires additional work to be performed, which work causes the aggregate amount payable under this Contract to exceed the amount appropriated for this Project, unless and until the Owner provides Contractor written assurance that lawful appropriations to cover the costs of the additional work have been made.

Unless otherwise provided in the Solicitation, monthly partial payments shall be made as the Work progresses. Applications for partial and Final Payment shall be prepared by the Contractor and approved by the Owner in accordance with the Solicitation.

Upon Final Completion of the Work under the Contract and before the Contractor shall receive final payment, the Owner shall publish at least twice in a newspaper of general

circulation published in the County a notice that: 1. the Owner has accepted such Work as completed according to the Contract Documents; 2. the Contractor is entitled to final payment therefore; 3. Thirty (30) days after the first publication, specifying the exact date, the Owner shall pay the full balance due under the Contract; and 4. persons having claims for labor, materials, team hire, sustenance, provisions, provender, or other supplies used or consumed by the Contractor or a Sub-Contractor shall file a verified statement of the amount due and unpaid on account of such claim prior to the date specified for such payment. Nothing herein shall be construed as relieving the Contractor and the Sureties on the Contractor's Bonds from any claim or claims for work or labor done or materials or supplies furnished in the execution of the Contract.

ARTICLE 6

Bonds: The Contractor shall furnish currently herewith the Bonds required by the Contract Documents; such Bonds being attached hereto. The Performance Bond shall be in an amount not less than one hundred percent (100%) of the Contract Price set forth in Article 5. The Payment Bond shall be in an amount not less than one hundred percent (100%) of the Contract Price set forth in Article 5.

ARTICLE 7

Contract Binding: The Owner and the Contractor each bind itself, its partners, successors, assigns and legal representatives to the other party hereto in respect to all covenants, agreements and obligations contained in the Contract Documents. The Contract Documents constitute the entire agreement between the Owner and Contractor and may only be altered, amended, or repealed by a duly executed written instrument. Neither the Owner nor the Contractor shall, without the prior written consent of the other, assign or sublet in whole or in part its interest under any of the Contract Documents and specifically, the Contractor shall not assign any moneys due or to become due without the prior written consent of the Owner.

ARTICLE 8

Severability: If any part, portion or provision of the Contract shall be found or declared null, void or unenforceable for any reason whatsoever by any court of competent jurisdiction or any governmental agency having the authority thereover, only such part, portion or provision shall be affected thereby and all other parts, portions and provisions of the Contract shall remain in full force and effect.

IN WITNESS WHEREOF, City of Grand Junction, Colorado, has caused this Contract to be subscribed and sealed and attested in its behalf; and the Contractor has signed this Contract the day and the year first mentioned herein.

The Contract is executed in two counterparts.

CITY OF GRAND JUNCTION, COLORADO

DocuSigned by:
By: Duane Hoff Jr., Contract Administrator - City of Grand Junction _____
2/12/2025
9F789E7D50F14BC...
Duane Hoff, Jr., Contract Administrator

Sunroc Corporation

DocuSigned by:
By: Denny Spencer _____
2/12/2025
D97F75B38F85418...
a Manager
Date



Purchasing Division

Invitation for Bid

IFB-5548-24-DD

Horizon Drive and G Road Roundabout

Responses Due:

January 10, 2025; Prior to 2:00 PM

Accepting Electronic Responses Only
Responses Only Submitted Through the Rocky Mountain E-Purchasing
System (RMEPS)

www.bidnetdirect.com/colorado

(Purchasing Representative does not have access or control of the vendor side of RMEPS. If website or other problems arise during response submission, vendor **MUST** contact RMEPS to resolve issue prior to the response deadline. 800-835-4603)

NOTE: All City Solicitation openings will continue to be held virtually.

Purchasing Representative:

Dolly Daniels, Senior Buyer; Acting as Purchasing Agent

dollyd@gjcity.org

970-256-4048

Invitation for Bids

Table of Contents

Section 1	Instruction to Bidders
Section 2	General Contract Conditions
Section 3	Statement of Work
Section 4	Contractor's Bid Form <ul style="list-style-type: none">• Price Bid Schedule Form

Appendixes (Click on Links in Section 3.5 for Access)

- Standard Special Provisions
- Project Special Provisions
- Temporary RC for Roundabout Construction
- Geotechnical Report
- Final Civil Drawings
- Final Landscape Drawings
- Final Irrigation Drawings
- Final Electrical Drawings

To Be Submitted with Bid. (Click on Links in Section 3.6 for Access)

- CDOT Form 0606 (Submit with Bid)
- CDOT Form 1414 (Submit with Bid)

1. Instructions to Bidders

NOTE: It is the Contractor's responsibility to read and review all Solicitation documentation in its entirety, and to ensure that it has a clear and complete understanding of not only the scope, specifications, project requirements, etc., but also all other requirements, instructions, rules, regulations, laws, conditions, statements, procurement policies, etc. that are associated with the Solicitation process and project/services being solicited.

1.1 A.D.A Document Compliance Requirements: All work documents, and/or bid/proposal documents submitted, as a result of this Solicitation must comply with all applicable provisions of §§24-85-101, C.R.S., et seq., and the Accessibility Standards for Individuals with a Disability, as established by the Office Of Information Technology according to Section §24-85-103 (2.5), C.R.S. and 3) all State of Colorado technology standards related to technology accessibility and with Level A.A. of the most current version of the Web Content Accessibility Guidelines (WCAG), incorporated in the State of Colorado technology standards.

1.2 Issuing Office: This Invitation for Bid (IFB) is issued by the City of Grand Junction. All contact regarding this IFB is to be directed to:

Dolly Daniels; Purchasing Agent
dollyd@gjcity.org

With the exception of Pre-Bid or Site Visit Meeting(s) all questions, inquiries, comments, or communication pertaining to this Solicitation (whether process, specifications, scope, etc.) must be directed (in writing) to the Purchasing Agent. Other communication may result in disqualification.

1.3 Non-Mandatory Pre-Bid Meeting: Prospective Bidders are encouraged to attend a non-mandatory pre-bid meeting. **The meeting will be held at the City Hall Auditorium located at 250 N. 5th St on Friday, December 6, 2024, at 10:00 AM.** The purpose of this meeting will be to inspect and to clarify the contents of this Invitation for Bids (IFB).

1.4 Prequalification Requirement: Contractors submitting bids over \$500,000 must be pre-qualified in accordance with the City's "*Contractors Prequalification Application*". All bids received by the specified time will be opened, but the City will reject bids over \$500,000 from contractors who have not been prequalified. Application forms for prequalification are available by clicking the [Application Link](#) Call 970-256-4082 for additional information. Due to the time required to process applications, all applications must be submitted no later than the application due date stated in the Solicitation document. Contractors may view its approved pre-qualified categories by clicking the [Pre-Qualification List Link](#).

1.5 Purpose: The City of Grand Junction (City) is soliciting competitive bids from qualified and interested Contractors for all labor, equipment, and materials required for the Horizon Drive and G Road Roundabout Project. All dimensions and Scope of Work shall be verified by Contractors prior to submission of bids.

- 1.6 The Owner:** The Owner is the City and is referred to throughout this Solicitation. The term Owner means the Owner or its authorized representative.
- 1.6 Compliance:** All Bidders, by submitting a bid, agree to comply with all conditions, requirements, and instructions of this IFB as stated or implied herein. Should the Owner omit anything which is necessary to clear understanding of the requirements, or should it appear that various instructions are in conflict, the Bidder(s) shall secure instructions from the Purchasing Agent prior to submittal deadline.
- 1.7 Procurement Process:** The most current version of the City [Purchasing Policy and Procedure Manual](#) is contracting and applies to this Solicitation.
- 1.8 Submission:** **Each bid shall be submitted in electronic format only, and only through the Rocky Mountain E-Purchasing website (www.bidnetdirect.com/colorado).** **This site offers both “free” and “paying” registration options that allow for full access of the Owner’s documents and for electronic submission of bids.** (Note: “free” registration may take up to 24 hours to process. Please Plan accordingly.) Please view our “**Electronic Vendor Registration Guide**” at <https://co-grandjunction.civicplus.com/501/Purchasing-Bids> for details. (Purchasing Representative does not have access or control of the vendor side of RMEPS. If the website or other problems arise during response submission, the vendor **MUST** contact RMEPS to resolve the issue prior to the response deadline **800-835-4603**).

Bids shall be formatted as directed in Section 4.0, Contractor’s Bid Form and Price Bid Schedule. Submittals that fail to follow this format may be ruled nonresponsive. The uploaded response shall be a single PDF document with all required information included.

The virtual bid opening can be accessed by the following means:

**Bid Opening Horizon Dr and G Rd Roundabout
Jan 10, 2025, 2:00 – 2:30 PM (America/Denver)**

Please join my meeting from your computer, tablet or smartphone.

<https://meet.goto.com/124354533>

You can also dial in using your phone.

Access Code: 124-354-533

United States: +1 (408) 650-3123

Join from a video-conferencing room or system.

Meeting ID: 124-354-533

Dial in or type: 67.217.95.2 or inroomlink.goto.com

Or dial directly: 124354533@67.217.95.2 or 67.217.95.2##124354533

Get the app now and be ready when your first meeting starts:

<https://meet.goto.com/install>

- 1.9 Modification and Withdrawal of Bids Before Opening:** Bids may be modified or withdrawn in writing by the Bidder, duly executing and submitting to the place where Bids are to be submitted at any time prior to Bid Opening.

1.10 Form for Price Bid: All Price Bids must be made upon the Price Bid Schedule attached and state the amounts both in words and in figures and must be signed and acknowledged by the Bidder.

The Bidder shall specify a unit price in figures for each pay item for which a quantity is given and shall provide the products (in numbers) of the respective unit prices and quantities in the Extended Amount column. The total Bid price shall be equal to the sum of all extended amount prices. When an item in the Price Bid Schedule provides a choice to be made by the Bidder, Bidder's choice shall be indicated in accordance with the specifications for that particular item and thereafter no further choice shall be permitted.

Where the unit of a pay item is lump sum, the lump sum amount shall be shown in the "extended amount" column and included in the summation of the total Bid.

All blank spaces in the Price Bid Schedule must be properly filled out.

Bids by Corporations must be executed in the corporate name by the president or vice president, or other business officer accompanied by evidence of authority to sign. The entity address and state of organization of the entity shall be shown below the signature. All names must be typed or printed below the signature.

Bids by partnerships must be executed in the partnership name and signed by a partner whose title must appear under the signature and the official address of the partnership must be shown below the signature.

The Bidder's Bid shall contain an acknowledgement of receipt of all Addenda, the numbers of which shall be filled in on the Contractor's Bid Form.

The contact information to which communications regarding the Bid are to be directed must be shown.

1.11 Exclusions: No oral, telephonic, emailed, or facsimile bid will be considered.

1.12 Contract Documents: The complete IFB and Bidder's response compose the Contract Documents. Copies of bid documents can be obtained from the City Purchasing website, <https://co-grandjunction.civicplus.com/501/Purchasing-Bids> .

1.13 Additional Documents: The July 2010 edition of the "City Standard Contract Documents for Capital Improvements Construction", Plans, Specifications and other Bid Documents are available for review or download on the Purchasing Bids page at <https://co-grandjunction.civicplus.com/501/Purchasing-Bids>.

1.14 Definitions and Terms: See Article I, Section 3 of the General Contract Conditions in the *Standard Contract Documents for Capital Improvements Construction*.

1.15 Examination of Specifications: Bidders shall thoroughly examine and be familiar with the Project Statement of Work. The failure or omission of any Bidder to receive or examine any form, addendum, or other document shall in no way relieve any Bidder from

any obligation with respect to its bid. The submission of a bid shall be taken as evidence of compliance with this section. Prior to submitting a bid, each Bidder shall, at a minimum:

- a. Examine the *Contract Documents* thoroughly, and;
- b. Visit the site to familiarize itself with local conditions that may in any manner affect cost, progress, or performance of the Work, and;
- c. Study and carefully correlate Bidder's observations with the *Contract Documents*, and;
- d. Notify the Purchasing Agent of all conflicts, errors, ambiguities, or discrepancies in or among the *Contract Documents* within the designated inquiry period.

On request, the Owner will provide each Bidder with access to the site to conduct such investigations and tests as each Bidder deems necessary for submission of a Bid. It shall be the Bidder's responsibility to make or obtain any additional examinations, investigations, explorations, tests and studies and obtain any additional information and data which pertain to the physical conditions (including without limitation, surface, subsurface and underground utilities) at or contiguous to the site or otherwise which may affect cost, progress or performance of the Work and which the Bidder deems necessary to determine its Bid for performing the Work in accordance with the time, price and other terms and conditions of the *Contract Documents*.

The lands upon which the Work is to be performed, rights of way, and access thereto, and other lands designated for use by Contractor in performing the Work, are identified on the Drawings.

Information and data reflected in the *Contract Documents* with respect to underground utilities at or contiguous to the site are based upon information and data furnished to the Owner and the Engineer by the owners of such underground utilities or others, and the Owner does not assume responsibility for the accuracy or completeness thereof, unless it is expressly provided otherwise in the *Contract Documents*.

By submission of a Bid, the Bidder shall be conclusively presumed to represent that the Bidder has complied with every requirement of these Instructions to Bidders, that the *Contract Documents* are not ambiguous and are sufficient in scope and detail to indicate and convey understanding of all terms and conditions for performance of the Work.

1.16 Questions Regarding Statement of Work: Any information relative to interpretation of Scope of Work or specifications shall be requested of the Purchasing Agent, in writing, in ample time, prior to the inquiry deadline.

1.17 Addenda & Interpretations: If it becomes necessary to revise any part of this Solicitation, a written addendum will be posted electronically on the City's website at <https://co-grandjunction.civicplus.com/501/Purchasing-Bids>. The Owner is not bound by

any oral representations, clarifications, or changes made in the written specifications by Owner, unless such clarification or change is provided in written addendum form from the City Purchasing Agent.

- 1.18 Taxes:** The Owner is exempt from State, County, and Municipal Sales Tax and Federal Excise Tax, therefore, all fees and costs should not include taxes.
- 1.19 Sales and Use Taxes:** The Contractor and all Subcontractors are required to obtain exemption certificates from the Colorado Department of Revenue for sales and use taxes in accordance with the provisions of the General Contract Conditions, Section XVI "Taxes". Bids shall reflect this method of accounting for sales and use taxes on materials, fixtures, and equipment.
- 1.20 Offers Binding 60 Days:** Unless additional time is required by the Owner, or otherwise specified, all formal offers submitted shall be binding for sixty (60) calendar days following opening date, unless the Bidder, upon request of the Purchasing Agent, agrees to an extension.
- 1.21 Exceptions and Substitutions:** All bids meeting the intent of this IFB shall be considered for award. A Bidder taking exception to the specifications does so at the Bidder's risk. The Owner reserves the right to accept or reject any or all substitutions or alternatives. When offering substitutions and/or alternatives, Bidder must state any exception(s) in the section to which the exception(s) pertain. Exception/substitution, if accepted, must meet, or exceed the stated intent and/or specifications. The absence of stated exception(s) indicates that the Bidder has not taken exception, and if awarded a Contract shall hold the Bidder responsible to perform in strict accordance with the specifications or scope of the bid and Contract Documents.
- 1.22 Collusion Clause:** Each Bidder by submitting a bid certifies that it is not party to any collusive action or any action that may be in violation of the Sherman Antitrust Act. Any and all bids shall be rejected if there is evidence or reason for believing that collusion exists among Bidders. The Owner may, or may not, accept future bids for the same Work or commodities from participants in such collusion.
- 1.23 Disqualification of Bidders:** A Bid will not be accepted from, nor shall a Contract be awarded to, any person, Contractor, or corporation that is in arrears to the Owner, upon debt or Contract, or that has defaulted, as surety or otherwise, upon any obligation to the Owner, or that is deemed irresponsible or unreliable.

Bidders may be required to submit satisfactory evidence of responsibility, have a practical knowledge of the project bid upon and that has the necessary financial and other resources to complete the proposed Work.

Either of the following reasons, without limitation, shall be considered sufficient to disqualify a Bidder and Bid:

- a. More than one Bid is submitted for the same Work from an individual, Contractor, or corporation under the same or different name: and

- b. Evidence of collusion among Bidders. Any participant in such collusion shall not receive recognition as a Bidder for any future Work of the Owner until such participant has been reinstated as a qualified Bidder.

1.24 Public Disclosure Record: If the Bidder has knowledge of its employee(s) or sub-contractors having an immediate family relationship with an Owner employee or elected official, the Bidder must provide the Purchasing Agent with the name(s) of the individuals. The individuals are required to file a "Public Disclosure Record", a statement of financial interest, before conducting business with the Owner.

2. General Contract Conditions for Construction Projects

2.1 The Contract: This Invitation for Bid, submitted documents, and any negotiations, when properly accepted by the Owner, shall constitute an enforceable Contract equally binding between the Owner and Contractor. The Contract represents the entire and integrated agreement between the Owner and the Contractor and supersedes all prior negotiations, representations, or agreements, either written or oral including the bid documents. The Contract may be amended or modified with Change Orders, Field Orders, or Addendums.

2.2. The Work: The term Work includes all labor necessary to construct the Project required by the Contract Documents, and all materials and equipment incorporated or to be incorporated in such construction.

2.3. Execution, Correlation, Intent, and Interpretations: The Contract Documents shall be signed by the Owner and Contractor. By executing the Contract, the Contractor represents that it has familiarized itself with the local conditions under which the Work is to be performed and correlated its observations with the requirements of the Contract Documents. The Contract Documents are complementary, and what is required by anyone, shall be as binding as if required by all. The intention of the Contract Documents is to include all labor, materials, equipment, services, and other items necessary for the proper execution and completion of the Scope of Work as defined in the technical specifications and drawings contained herein. All drawings, specifications and copies furnished by the Owner are, and shall remain, Owner property. It is not to be used on any other project.

2.4. The Owner: The Owner is the City and is referred to throughout the Contract Documents. The term Owner means the Owner or its authorized representative. The Owner shall, at all times, have access to the Work wherever it is in preparation and progress. The Contractor shall provide facilities for such access. The Owner will make periodic visits to the site to familiarize itself generally with the progress and quality of Work and to determine, in general, if the Work is proceeding in accordance with the Contract Documents. Based on such observations and the Contractor's Application for Payment, the Owner will determine the amounts owing to the Contractor and will issue Certificates for Payment in such amounts as provided in the Contract. The Owner will have authority to reject Work which does not conform to the Contract Documents. Whenever, in its reasonable opinion, considers it necessary or advisable to ensure the proper implementation of the intent of the Contract Documents, it will have authority to require

the Contractor to stop the Work or any portion, or to require special inspection or testing of the Work, whether or not such Work can be then be fabricated, installed, or completed. The Owner will not be responsible for the acts or omissions of the Contractor, and Sub-Contractor, or any of its agents or employees, or any other persons performing any of the Work.

- 2.5. Contractor:** The Contractor is the person or organization identified as such in the Agreement and is referred to throughout the Contract Documents. The term Contractor means the Contractor or its authorized representative. The Contractor shall carefully study and compare the General Contract Conditions of the Contract, Specification and Drawings, Scope of Work, Addenda and Modifications and shall at once report to the Owner any error, inconsistency, or omission it may discover. Contractor shall not be liable to the Owner for any damage resulting from such errors, inconsistencies, or omissions. The Contractor shall not commence Work without clarifying Drawings, Specifications, or Interpretations.
- 2.6. Sub-Contractors:** A Sub-Contractor is a person or organization that has a direct Contract with the Contractor to perform any of the Work at the site. The term Sub-Contractor is referred to throughout the Contract Documents and means a Sub-Contractor or its authorized representative.
- 2.7. Award of Sub-Contractors & Other Contracts for Portions of the Work:** Contractor shall submit with its bid response to the Owner, in writing for acceptance, a list of the names of the sub-contractors or other persons or organizations proposed for such portions of the Work as may be designated in the bid requirements, or, if none is so designated, the names of the sub-contractors proposed for the principal portions of the Work. Prior to the award of the Contract, the Owner shall notify the successful Contractor in writing if, after due investigation, has reasonable objection to any person or organization on such list. If, prior to the award of the Contract, the Owner has a reasonable and substantial objection to any person or organization on such list and refuses in writing to accept such person or organization, the successful Contractor may, prior to the award, withdraw its bid without forfeiture of bid security. If the successful Contractor submits an acceptable substitute with an increase in the proposed price to cover the difference in cost occasioned by the substitution, the Owner may, at its discretion, accept the increased bid or may disqualify the Contractor. If, after the award, the Owner refuses to accept any person or organization on such list, the Contractor shall submit an acceptable substitute, and the Contract sum shall be increased or decreased by the difference in cost occasioned by such substitution and an appropriate Change Order shall be issued. No increase in the Contract sum shall be allowed for any such substitution unless the Contractor has acted promptly and responsively in submitting a name with respect thereto prior to the award.
- 2.8. Quantities of Work and Unit Price:** Materials or quantities stated as unit price items in the Bid are supplied only to give an indication of the general scope of the Work, and are, as such, estimates only. The Owner does not expressly or by implication agree that the actual amount of Work or material will correspond therewith and reserves the right after award to increase or decrease the quantity of any unit item of the Work without a change in the unit price except as set forth in Article VIII, Section 70 of the *General Contract Conditions*. The City also reserves the right to make changes in the Work (including the

right to delete any bid item in its entirety or add additional bid items) as set forth in Article VIII, Sections 69 through 71 of the *General Contract Conditions*.

- 2.9. Substitutions:** The materials, products and equipment described in the *Solicitation Documents* shall be regarded as establishing a standard of required performance, function, dimension, appearance, or quality to be met by any proposed substitution. No substitution will be considered prior to receipt of Bids unless the Bidder submits a written request for approval to the Purchasing Agent at least ten (10) days prior to the date for receipt of Bids. Such requests for approval shall include the name of the material or equipment for which substitution is sought and a complete description of the proposed substitution including drawings, performance and test data, and other information necessary for evaluation, including samples if requested. The Bidder shall set forth changes in other materials, equipment, or other portions of the Work including changes of the Work of other Contracts which incorporation of the proposed substitution would require to be included. The Owner's decision of approval or disapproval of a proposed substitution shall be final. If the Owner approves a proposed substitution before receipt of Bids, such approval will be set forth in an Addendum. Bidders shall not rely upon approvals made in any other manner.
- 2.10. Supervision and Construction Procedures:** The Contractor shall supervise and direct the Work, using its best skill and attention. It shall be solely responsible for all construction means, methods, techniques, sequences, and procedures and for coordinating all portions of the Work under the Contract.
- 2.11. Warranty:** The Contractor warrants to the Owner that all materials and equipment furnished under the Contract will be new unless otherwise specified, and that all Work will be of good quality, free from faults and defects and in conformance with the Contract Documents. All Work not conforming to these standards may be considered defective. If required by Owner, the Contractor shall furnish satisfactory evidence as to the kind and quality of materials and equipment. If within ten (10) days after written notice to the Contractor requesting such repairs or replacement, the Contractor should neglect to make or undertake with due diligence to the same, the City may make such repairs or replacements. All indirect and direct costs of such correction or removal or replacement shall be at the Contractor's expense. The Contractor will also bear the expenses of making good all Work of others destroyed or damaged by the correction, removal, or replacement of its defective Work.
- 2.12. Permits, Fees, & Notices:** The Contractor shall secure and pay for all permits, fees, and licenses necessary for the proper execution and completion of the Work. The Contractor shall give all notices and comply with all laws, ordinances, rules, regulations, and orders of any public authority, including the City, bearing on the performance of the Work. If the Contractor observes that any of the Contract Documents are at variance in any respect, it shall promptly notify the Purchasing Agent in writing, and any necessary changes shall be adjusted. If the Contractor performs any Work knowing it to be contrary to such laws, ordinances, rules, and regulations, and without such notice to the Owner, it shall assume full responsibility and shall bear all costs attributable to the non-conforming Work.
- 2.13. Responsibility for Those Performing the Work:** The Contractor shall be responsible to the Owner for the acts and omissions of all its employees and all sub-contractors, its

agents and employees, and all other persons performing any of the Work under a Contract with the Contractor.

- 2.14. Use of the Site:** The Contractor shall confine operations at the site to areas permitted by law, ordinances, permits and the Contract Documents, and shall not unreasonably encumber the site with any materials or equipment.
- 2.15. Cleanup:** The Contractor at all times shall keep the premises free from accumulation of waste materials or rubbish caused by its operations. At the completion of Work, it shall remove all its waste materials and rubbish from and about the project, as well as all its tools, construction equipment, machinery, and surplus materials.
- 2.16. Insurance Requirements:** The selected Contractor agrees to procure and maintain, at its own cost, policies of insurance sufficient to insure against all liability, claims, demands, and other obligations assumed by the Contractor pursuant to the Contract. Such insurance shall be in addition to any other insurance requirements imposed by the Contract and/or by law. The Contractor shall not be relieved of any liability, claims, demands, or other obligations assumed pursuant to the Contract by reason of its failure to procure or maintain insurance in sufficient amounts, durations, or types.

Contractor shall procure and maintain and, if applicable, shall cause any Sub-contractor of the Contractor to procure and maintain insurance coverage listed below. Such coverage shall be procured and maintained with forms and insurers acceptable to Owner. All coverage shall be continuously maintained to cover all liability, claims, demands, and other obligations assumed by the Contractor pursuant to the Contractor. In the case of any claims-made policy, the necessary retroactive dates and extended reporting periods shall be procured to maintain such continuous coverage. Minimum coverage limits shall be as indicated below unless specified otherwise in the Special Conditions:

(a) Worker Compensation: Contractor shall comply with all State of Colorado Regulations concerning Workers' Compensation insurance coverage.

(b) General Liability insurance with minimum limits of:

FIVE MILLION DOLLARS (\$5,000,000) each occurrence and
FIVE MILLION DOLLARS (\$5,000,000) per job aggregate.

The policy shall be applicable to all premises, products, and completed operations. The policy shall include coverage for bodily injury, broad form property damage (including completed operations), personal injury (including coverage for contractual and employee acts), blanket contractual, products, and completed operations. The policy shall include coverage for explosion, collapse, and underground (XCU) hazards. The policy shall contain a severability of interests' provision.

(c) Comprehensive Automobile Liability insurance with minimum limits for bodily injury and property damage of not less than:

ONE MILLION DOLLARS (\$1,000,000) each occurrence and
ONE MILLION DOLLARS (\$1,000,000) aggregate

(d) Professional Liability & Errors and Omissions Insurance policy with a minimum of:

FIVE MILLION DOLLARS (\$5,000,000) per claim

This policy shall provide coverage to protect the City against liability incurred as a result of the professional Services performed as a result of responding to this Solicitation. With respect to each of Contractors owned, hired, or non-owned vehicles assigned to be used in performance of the Work. The policy shall contain a severability of interest provision.

2.16.1 Additional Insured Endorsement: The policies required by paragraphs (b), and (c) above shall be endorsed to include the City, its Elected and Appointed Officials, Employees and Volunteers as Additional Insured. Every required policy above shall be primary insurance, and any insurance carried by the Owner, its officers, or its employees, or carried by or provided through any insurance pool of the Owner, shall be excess and not contributory insurance to that provided by the Contractor. The Contractor shall be solely responsible for any deductible losses under any policy required above.

2.17. Indemnification: The Contractor shall defend, indemnify and save harmless the Owner, and all its officers, employees, insurers, and self-insurance pool, from and against all liability, suits, actions, or other claims of any character, name and description brought for or on account of any injuries or damages received or sustained by any person, persons, or property on account of any negligent act or fault of the Contractor, or of any Contractor's agent, employee, Sub-Contractor or supplier in the execution of, or performance under, any Contract which may result from bid award. Contractor shall pay any judgment with cost which may be obtained by and/or against the Owner growing out of or under the performance.

2.18. Miscellaneous Conditions: Material Availability: The Contractor must accept responsibility for verification of material availability, production schedules, and other pertinent data prior to submission of bid. It is the responsibility of the Bidder to notify the Owner immediately if materials specified are discontinued, replaced, or not available for an extended period of time.

2.19. Time: Time is of the essence with respect to the Project and any other milestones or deadline which are part of the Contract. It will be necessary for each Bidder to satisfy the City of its ability to complete the Work within the Contract time set forth in the Contract Documents. The Contract time is the period of time allotted in the Contract Documents for completion of the Work. The date of commencement of the Work is the date established in a Notice to Proceed. If there is no Notice to Proceed, it shall be the date of the Contract, or such other date as may be established therein, or as established as entered on the Bid Form. The Date of Final Completion of the Work is the date certified by the Owner when all construction, and all other Work including, but not be limited to: testing, QA/QC, receipt of required reports and/or forms, grant requirements (if applicable), punch list items, clean-up, receipt of drawings and/or as-builts, etc., is fully complete, and in accordance with the Contract Documents.

- 2.20. Progress & Completion:** The Contractor shall begin the Work on the Commencement Date as noted on the Notice to Proceed and perform the Work expeditiously with adequate forces to complete the Work within the Contract time/by the Completion date.
- 2.21. Payment & Completion:** The Contract Sum is stated in the Contract and is the total amount payable by the Owner to the Contractor for the performance of the Work under the Contract Documents. Upon receipt of written notice that the Work is ready for final inspection and acceptance and upon receipt of application for payment, the Owner's Project Manager will promptly make such inspection and, when it finds the Work acceptable under the Contract Documents and the Contract fully performed, the Owner shall make payment in the manner provided in the Contract Documents.
- 2.22. Bid Bond:** Each bid shall as a guaranty of good faith on the part of the Offeror be accompanied by a Bid Guaranty consisting of a certified or cashier's check drawn on an approved national bank or trust company in the State of Colorado and made payable without condition to the City; or a **Bid Bond** written by an approved corporate surety in favor of the City. The amount of the Bid Guaranty shall not be less than 5% of the total Bid amount. Once a Bid is accepted and a Contract is awarded, the apparent successful Offeror has ten calendar days to enter into a Contract in the form prescribed and to furnish the bonds with a legally responsible and approved surety. Failure to do so will result in forfeiture of the Bid Guaranty to the City as Liquidated Damages.

Each Offeror shall guarantee its total bid price for a period of sixty (60) Calendar Days from the date of the bid opening.

- 2.23. Performance & Payment Bonds:** The Contractor shall furnish a Performance and a Payment Bond, each in an amount at least equal to that specified for the Contract amount as security for the faithful performance and payment of all Contractor's obligations under the Contract Documents. These bonds shall remain in effect for the duration of the Warranty Period (as specified in the Special Conditions). The Contractor shall also furnish any other bonds that may be required by the Special Conditions. All bonds shall be in the forms prescribed by the Contract Documents and be executed by such sureties as (1) are licensed to conduct business in the State of Colorado and (2) are named in the current list of "Companies Holding Certificates of Authority as Acceptable Sureties on Federal Bonds and as Acceptable Reinsuring Companies" as published in Circular 570 (amended) by the Audit Staff, Bureau of Accounts, U.S. Treasury Department. All bonds signed by an agent must be accompanied by a certified copy of the Authority Act. If the surety on any bond furnished by the Contractor is declared bankrupt or becomes insolvent, or its rights to do business in Colorado are terminated, or it ceases to meet the requirements of clauses (1) and (2) of this section, the Contractor shall within five (5) days thereafter substitute another bond and surety, both of which shall be acceptable to the City.
- 2.24. Retention:** The Owner will deduct money from the partial payments in amounts considered necessary to protect the interest of the Owner and will retain this money until after completion of the entire Contract. The amount to be retained from partial payments will be five (5) percent of the value of the completed Work, and not greater than five (5) percent of the amount of the Contract. When the retainage has reached five (5) percent of the amount of

the Contract no further retainage will be made and this amount will be retained until such time as final payment is made.

2.25. Liquidated Damages for Failure to Enter Into Contract: Should the Successful Bidder fail or refuse to enter into the Contract within ten Calendar Days from the issuance of the Notice of Award, the City shall be entitled to collect the amount of such Bidder's Bid Guaranty as Liquidated Damages, not as a penalty but in consideration of the mutual release by the City and the Successful Bidder of all claims arising from the City's issuance of the Notice of Award and the Successful Bidder's failure to enter into the Contract and the costs to award the Contract to any other Bidder, to readvertise, or otherwise dispose of the Work as the City may determine best serves its interest.

2.26. Delay Damages for Failure to Meet Project Completion Schedule: If the Contractor does not achieve Final Completion by the required date, whether by neglect, refusal or any other reason, the Parties agree and stipulate that the Contractor shall pay liquidated damages to the City for each such day that final completion is late. As provided elsewhere, this provision does not apply for delays caused by the City. The date for Final Completion may be extended in writing by the Owner.

The Contractor agrees that as a part of the consideration for the City's awarding of this Contract liquidated damages in the daily amount of **\$2,500.00** is reasonable and necessary to pay for the actual damages resulting from such delay. The parties agree that the real costs and injury to the City for such delay include hard to quantify items such as: additional engineering, inspection and oversight by the City and its agents; additional Contract administration; inability to apply the efforts of those employees to the other Work of the City; perceived inefficiency of the City; citizens having to deal with the construction and the Work, rather than having the benefit of completed Work, on time; inconvenience to the public; loss of reputation and community standing for the City during times when such things are very important and very difficult to maintain.

The Contractor must complete the Work and achieve final completion included under the Bid Schedule in the number of consecutive calendar days after the City gives is written Notice to Proceed. When the Contractor considers the entire Work ready for its intended use, Contractor shall certify in writing that the Work is fully complete. Final Completion date is the date by which the Contractor shall have fully completed all clean-up, and all items that were identified by the City in the inspection for final completion. Unless otherwise stated in the Special Conditions, for purposes of this liquidated damages clause, the Work shall not be finished, and the Contract time shall continue to accrue until the City gives its written Final Acceptance.

If the Contractor fails to pay said liquidated damages promptly upon demand thereof after having failed to achieve Final Completion on time, the City shall first look at any retainage or other funds from which to pay said liquidated damages; if retainage or other liquid funds are not available to pay said liquidated damages amounts, the Surety on the Contractor's Performance Bond and Payment Bond shall pay such liquidated damages. In addition, the City may withhold all, or any part of, such liquidated damages from any payment otherwise due the Contractor.

Liquidated damages as provided do not include any sums to reimburse the City for extra costs which the City may become obligated to pay on other Contracts which were delayed or extended because of the Contractor's failure to complete the Work within the Contract Time. Should the City incur additional costs because of delays or extensions to other Contracts resulting from the Contractor's failure of timely performance, the Contractor agrees to pay these costs that the City incurs because of the Contractor's delay, and these payments are separate from and in addition to any liquidated damages.

The Contractor agrees that the City may use its own forces or hire other parties to obtain Final Completion of the Work if the time of completion has elapsed and the Contractor is not diligently pursuing completion. In addition to the Liquidated Damages provided for, the Contractor agrees to reimburse the City for all expenses thus incurred.

2.27. Contingency/Force Account/Minor Contract Revisions: Contingency/Force Account/Minor Contract Revisions Work will be authorized by the Owner's Project Manager and is defined as minor expenses to cover miscellaneous or unforeseen expenses related to the project. The expenses are not included in the Drawings, Specifications, or Scope of Work and are necessary to accomplish the scope of this Contract. Contingency/Force Account/Minor Contract Revisions Authorization will be directed by the Owner through an approved form. Contingency/Force Account/Minor Contract Revisions funds are the property of the Owner and any Contingency/Force Account/Minor Contract Revisions funds, not required for project completion, shall remain the property of the Owner. Contractor is not entitled to any Contingency/Force Account/Minor Contract Revisions funds, that are not authorized by Owner or Owner's Project Manager.

2.28. Protection of Persons & Property: The Contractor shall comply with all applicable laws, ordinances, rules, regulations, and orders of any public authority having jurisdiction for the safety of persons or property or to protect it from damage, injury, or loss. Contractor shall erect and maintain, as required by existing safeguards for safety and protection, and all reasonable precautions, including posting danger signs or other warnings against hazards promulgating safety regulations and notifying owners and users of adjacent utilities. When or where any direct or indirect damage or injury is done to public or private property by or on account of any act, omission, neglect, or misconduct by the Contractor in the execution of the Work, or in consequence of the non-execution thereof by the Contractor, it shall restore, at its own expense, such property to a condition similar or equal to that existing before such damage or injury was done, by repairing, rebuilding, or otherwise restoring as may be directed, or it shall make good such damage or injury in an acceptable manner.

2.29. Changes in the Work: The Owner, without invalidating the Contract, may order changes in the Work within the general scope of the Contract consisting of additions, deletions or other revisions, the Contract sum, and the Contract time being adjusted accordingly. All such changes in the Work shall be authorized by Change Order and shall be executed under the applicable conditions of the contract documents. A Change Order is a written order to the Contractor signed by the Owner issued after the execution of the Contract, authorizing a change in the Work or an adjustment in the contract sum or the Contract time. The Contract sum and the Contract time may be changed only by Change Order.

- 2.30. Claims for Additional Cost or Time:** If the Contractor wishes to make a claim for an increase in the Contract sum or an extension in the Contract time, it shall give the Owner written notice thereof within a reasonable time after the occurrence of the event giving rise to such claim. This notice shall be given by the Contractor before proceeding to execute the Work, except in an emergency endangering life or property in which case the Contractor shall proceed in accordance with the regulations on safety. No such claim shall be valid unless so made. Any change in the Contract sum or Contract time resulting from such claim shall be authorized by Change Order.
- 2.31. Minor Changes in the Work:** The Owner shall have authority to order minor changes in the Work not involving an adjustment in the Contract sum or an extension of the Contract time and not inconsistent with the intent of the Contract Documents.
- 2.32. Field Orders:** The Owner may issue written Field Orders which interpret the Contract Documents in accordance with the specifications, or which order minor changes in the Work in accordance with the agreement, without change in the Contract sum or time. The Contractor shall carry out such Field Orders promptly.
- 2.33. Uncovering & Correction of Work:** The Contractor shall promptly correct all Work rejected by the Owner as defective or as failing to conform to the Contract Documents whether observed before or after substantial completion and whether or not fabricated installed or competed. The Contractor shall bear all costs of correcting such rejected Work, including the cost of the Owner's additional services thereby made necessary. If within one (1) year after the date of completion or within such longer period of time as may be prescribed by law or by the terms of any applicable special guarantee required by the Contract Documents, any of the Work found to be defective or not in accordance with the Contract documents, the Contractor shall correct it promptly after receipt of a written notice from the Owner to do so unless the Owner has previously given the Contractor a written acceptance of such condition. The Owner shall give such notice promptly after discovery of condition. All such defective or non-conforming Work under the above paragraphs shall be removed from the site where necessary and the Work shall be corrected to comply with the Contract Documents without cost to the Owner. The Contractor shall bear the cost of making good all Work of separate Contractors destroyed or damaged by such removal or correction. If the Owner prefers to accept defective or non-conforming Work, it may do so instead of requiring its removal and correction, in which case a Change Order will be issued to reflect an appropriate reduction in the payment or Contract sum, or, if the amount is determined after final payment, it shall be paid by the Contractor.
- 2.34. Amendment:** No oral statement of any person shall modify or otherwise change, or affect the terms, conditions or specifications stated in the resulting Contract. All amendments to the Contract shall be made in writing by the Owner.
- 2.35. Assignment:** The Contractor shall not sell, assign, transfer or convey any Contract resulting from this IFB, in whole or in part, without the prior written approval from the Owner.
- 2.36. Compliance with Laws:** Bids must comply with all Federal, State, County, and local laws governing its Work and the fulfillment of the Work for and on behalf of the public.

Contractor hereby warrants that it is qualified to assume the responsibilities and render the Work described herein and has all requisite corporate authority and professional licenses in good standing as required by law.

- 2.37 Confidentiality:** All information disclosed by the Owner to the Contractor for the purpose of the Work to be done, or information that comes to the attention of the Contractor during the course of performing such Work, is to be kept strictly confidential.
- 2.38 Conflict of Interest:** No public official and/or City/County employee shall have interest in any Contract resulting from this Invitation for Bid.
- 2.39 Contract Termination:** This Contract shall remain in effect until any of the following occurs: (1) Contract expires; (2) completion of Work; (3) final acceptance of Work or, (4) for convenience terminated by either party with a written *Notice of Cancellation* stating therein the reasons for such cancellation and the effective date of cancellation at least thirty (30) days past notification.
- 2.40 Employment Discrimination:** During the performance of any Work, the Contractor, by submitting a Bid, agrees to the following conditions:
 - 2.40.1** The Contractor shall not discriminate against any employee or applicant for employment because of race, religion, color, sex, age, handicap, or national origin except when such condition is a legitimate occupational qualification reasonably necessary for the normal operations of the Contractor. The Contractor agrees to post in conspicuous places, visible to employees and applicants for employment, notices setting forth the provisions of this nondiscrimination clause.
 - 2.40.2** The Contractor, in all Solicitations or advertisements for employees placed by or on behalf of the Contractor, shall state that such Contractor is an Equal Opportunity Employer.
 - 2.40.3** Notices, advertisements, and Solicitations placed in accordance with federal law, rule, or regulation shall be deemed sufficient for the purpose of meeting the requirements of this section.
- 2.41 Affirmative Action:** In executing a Contract with the City, the Contractor agrees to comply with Affirmative Action and Equal Employment Opportunity regulations presented in the General Contract Conditions Section 9 "Affirmative Action/EEO.
- 2.42 Immigration Reform and Control Act of 1986 and Immigration Compliance:** The Contractor certifies that it does not and will not during the performance of the Contract employ workers without authorization or otherwise violate the provisions of the Federal Immigration Reform and Control Act of 1986 and/or laws regulating immigration compliance.
- 2.43 Ethics:** The Contractor shall not accept or offer gifts or anything of value nor enter into any business arrangement with any employee, official, or agent of the Owner.

- 2.44. Failure to Deliver:** In the event of failure of the Contractor to perform in accordance with the Contract Documents, the Owner, after due oral or written notice, may procure the Work from other sources and hold the Contractor responsible for any costs resulting in additional Work, materials and/or administration services necessary to perform the Work. This remedy shall be in addition to any other remedies that the Owner may have.
- 2.45. Failure to Enforce:** Failure by the Owner at any time to enforce the provisions of the Contract shall not be construed as a waiver of any such provisions. Such failure to enforce shall not affect the validity of the Contract or any part thereof or the right of the Owner to enforce any provision of the Contract Documents at any time in accordance with the terms thereof.
- 2.46. Force Majeure:** The Contractor shall not be held responsible for failure to perform the duties and responsibilities imposed by the Contract due to legal strikes, fires, riots, rebellions, and acts of God beyond the control of the Contractor, unless otherwise specified in the Contract.
- 2.47. Independent Contractor:** The Contractor shall be legally considered an Independent Contractor and neither the Contractor nor its employees shall, under any circumstances, be considered servants or agents of the Owner. The Owner shall be at no time legally responsible for any negligence or other wrongdoing by the Contractor, its servants, or agents. The Owner shall not withhold from the Contract payments to the Contractor any federal or state unemployment taxes, federal or state income taxes, Social Security, or any other amounts for benefits to the Contractor. Further, the Owner shall not provide to the Contractor any insurance coverage or other benefits, including Workers' Compensation, normally provided by the Owner for its employees.
- 2.48. Nonconforming Terms and Conditions:** A bid that includes terms and conditions that do not conform to the terms and conditions of this Invitation for Bid is subject to rejection as non-responsive. The Owner reserves the right to permit the Contractor to withdraw nonconforming terms and conditions from its bid prior to a determination by the Owner of non-responsiveness based on the submission of nonconforming terms and conditions.

Items for non-responsiveness may include, but not be limited to:

- a. Submission of the Bid on forms other than those supplied by the City;
- b. Alteration, interlineation, erasure, or partial detachment of any part of the forms which are supplied herein;
- c. Inclusion of unauthorized additions conditional or alternate Bids or irregularities of any kind which may tend to make the Bid incomplete, indefinite, or ambiguous as to its meaning;
- d. Failure to acknowledge receipt of any or all issued Addenda;
- e. Failure to provide a unit price or a lump sum price, as appropriate, for each pay item listed except in the case of authorized alternative pay items;
- f. Failure to list the names of Subcontractors used in the Bid preparation as may be required in the Solicitation Documents;

- g. Submission of a Bid that, in the opinion of the Owner, is unbalanced so that each item does not reasonably carry its own proportion of cost, or which contains inadequate or unreasonable prices for any item;
- h. Tying of the Bid with any other bid or Contract; and
- i. Failure to calculate Bid prices as described herein.

2.49. Evaluation of Bids and Bidders: The Owner reserves the right to:

- Reject any and all Bids,
- Waive any and all informalities,
- Take into account any prompt payment discounts offered by Bidder,
- Negotiate final terms with the Bidder,
- Take into consideration past performance of previous awards/Contracts with the Owner of any Contractor, Vendor, Contractor, Supplier, or Service Provider in determining final award. and
- Disregard any and all nonconforming, nonresponsive, or conditional Bids.

Discrepancies between words and figures will be resolved in favor of words. Discrepancies between Unit Prices and Extended Prices will be resolved in favor of the Unit Prices. Discrepancies between the indicated sum of any column of figures and the correct sum thereof will be resolved in favor of the correct sum. The corrected extensions and totals will be shown in the tabulation of Bids.

The Owner may consider the qualifications and experience of Subcontractors and other persons and organizations (including those who are to furnish the principal items of material or equipment) proposed for those portions of the Work as to which the identity of Subcontractors and other persons and organizations must be submitted. Operating costs, maintenance considerations, performance data, and guarantees of materials and equipment may also be considered by the Owner.

The Owner will conduct such investigations as deemed necessary to assist in the evaluation of any Bid and to establish the responsibility, qualifications, and financial ability of the Bidder, proposed Subcontractors and other persons and organizations to do the Work in accordance with the *Contract Documents* to the City's satisfaction within the Contract Time.

The Bidder shall furnish the Owner with all information and data requested by the Owner to determine the ability of the Bidder to perform the Work. The Owner reserves the right to reject the Bid if the evidence submitted by, or investigation of such Bidder fails to satisfy the Owner that such Bidder is properly qualified to carry out the obligations of the Contract and to complete the Work contemplated therein.

By submitting a Bid, each Bidder authorizes the Owner to perform such investigation of the Bidder as the Owner deems necessary to establish the responsibility, qualifications, and financial ability of the Bidder and, by its signature thereon, authorizes the Owner to obtain reference information concerning the Bidder and releases the party providing such information and the Owner from any and all liability to the Bidder as a result of such reference information so provided.

The Owner reserves the right to reject the Bid of any Bidder who does not pass any evaluation to the Owner's satisfaction.

If the Contract is to be awarded, it will be awarded to the Bidder who, by evaluation, the Owner determines will best meet the Owner's interests.

The Owner reserves the right to accept or reject the Work contained in any of the Price Bid Schedules or alternates, either as a whole or in part.

2.50. Award of Contract: Unless otherwise indicated, a single award will be made for all the bid items in an individual bid schedule. In the event that the Work is contained in more than one Bid Schedule, the City may award Schedules individually or in combination. In the case of two Bid Schedules which are alternative to each other, only one of such alternative Schedules will be awarded. Within forty-five (45) Calendar Days of Bid Opening, the City will issue a Notice of Award to the Successful Bidder which will be accompanied by a Contract electronically submitted via DocuSign for digital signature. Within ten (10) Calendar Days thereafter, the Successful Bidder shall sign and deliver the digitally executed Contract via DocuSign. Performance Bond, Payment Bond, and Certificate of Insurance shall be submitted to the City within ten (10) days of Contract execution. No Contract shall exist between the Successful Bidder and the City and the Successful Bidder shall have no rights at law or in equity until the Contract has been duly executed by the City.

The Successful Bidder's failure to sign and submit a Contract and other documents set forth in this Paragraph within the prescribed time shall be just cause of annulment of the award, and forfeiture of the Bid Guaranty. The award of Contract may then be made to the next qualified Bidder in the same manner as previously prescribed.

2.51. Ownership: All plans, prints, designs, concepts, etc., shall become the property of the Owner.

2.52. Oral Statements: No oral statement of any person shall modify or otherwise affect the terms, conditions, or specifications stated in this document and/or resulting agreement. All modifications to this request and any agreement must be made in writing by the Owner.

2.53. Patents/Copyrights: The Contractor agrees to protect the Owner from any claims involving infringements of patent(s) and/or copyright(s). In no event shall the Owner be liable to the Contractor for any claims, damages, awards and/or costs of defense arising on the grounds of patent(s)/copyright(s) infringement. Patent/copyright infringement shall null and void any agreement resulting from response to this Invitation For Bid.

2.54. Remedies: The Contractor and Owner agree that both parties have all rights, duties, and remedies available as stated in the Uniform Commercial Code.

2.55. Venue: Any agreement as a result of responding to this Invitation For Bid shall be deemed to have been made in, and shall be construed and interpreted in accordance with, the laws of the City of Grand Junction, Mesa County, Colorado.

- 2.56. Expenses:** Expenses incurred in preparation, submission, and presentation of a response to this Invitation For Bid are the responsibility of the Bidder and cannot be charged to the Owner.
- 2.57. Sovereign Immunity:** The Owner specifically reserves its right to sovereign immunity pursuant to Colorado law as a defense to any action arising out of this Contract.
- 2.58. Public Funds/Non-Appropriation of Funds:** Funds for payment have been provided through the Owner's budget approved by the City Council/Board of County Commissioners for the stated fiscal year only. State of Colorado prohibits the obligation and expenditure of public funds beyond the fiscal year for which a budget has been approved. Therefore, anticipated orders or other obligations that may arise past the end of the stated Owner's fiscal year shall be subject to budget approval. The Contract, if any, will be subject to and must contain a non-appropriation of funds clause/limitation on multi-year fiscal obligations as required by Art X, Section 20 of the Colorado Constitution, and other applicable law(s).
- 2.59. Cooperative Purchasing:** Purchases as a result of this Solicitation are primarily for the City/County. Other governmental entities may be extended the opportunity to utilize the resultant Contract award with the agreement of the successful provider and the participating agencies. All participating entities will be required to abide by the specifications, terms, conditions, and pricing established in this Bid. The quantities furnished in this bid document are for only the City/County. It does not include quantities for any other jurisdiction. The City or County will be responsible only for the award for its jurisdiction. Other participating entities will place its own awards on its respective Purchase Orders through its purchasing office or use its purchasing card for purchase/payment as authorized or agreed upon between the provider and the individual entity. The Owner accepts no liability for payment of orders placed by other participating jurisdictions that choose to "piggy-back" on Owner's Solicitation. Orders placed by participating jurisdictions under the terms of this Solicitation will indicate its specific delivery and invoicing instructions.
- 2.60. Keep Jobs in Colorado Act:** Contractor shall be responsible for ensuring compliance with Article 17 of Title 8, Colorado Revised Statutes (C.R.S.) requiring 80% Colorado labor to be employed on public works. Contractor shall, upon reasonable notice provided by the Owner, permit the Owner to inspect documentation of identification and residency required by C.R.S. §8-17-101(2)(a). If Contractor claims it is entitled to a waiver pursuant to C.R.S. §8-17-101(1), Contractor shall state that there is insufficient Colorado labor to perform the Work such that compliance with Article 17 would create an undue burden that would substantially prevent a project from proceeding to completion and shall include evidence demonstrating the insufficiency and undue burden in its response.

Unless expressly granted a waiver by the Owner pursuant to C.R.S. §8-17-101(1), Contractor shall be responsible for ensuring compliance with Article 17 of Title 8, C.R.S. requiring 80% Colorado labor to be employed on public works. Contractor shall, upon reasonable notice provided by the Owner, permit the Owner to inspect documentation of identification and residency required by C.R.S. §8-17-101(2)(a).

2.60.1. "Public project" is defined as:

- (a) any construction, alteration, repair, demolition, or improvement of any land, building, structure, facility, road, highway, bridge, or other public improvement suitable for and intended for use in the promotion of the public health, welfare, or safety and any maintenance programs for the upkeep of such projects.
- (b) for which appropriate or expenditure of moneys may be reasonably expected to be \$500,000.00 or more in the aggregate for any fiscal year
- (c) except any project that receives federal moneys.

3. Statement of Work

- 3.1 GENERAL:** The City of Grand Junction is soliciting competitive bids from qualified and interested Contractors for all labor, equipment, and materials required for Horizon and G Road Roundabout Project. All dimensions and scope of work should be verified by Contractors prior to submission of bids.

The performance of the Work for this Project shall conform to the General Contract Conditions presented in the City of Grand Junction's Standard Contract Documents for Capital Improvements Construction, revised July 2010, except as specifically modified or supplemented herein or on the Construction Drawings.

Additionally, this Project is partially funded by the Federal Highway Administration's (FHWA) Highway Safety Improvement Program (HSIP), with oversight by the Colorado Department of Transportation (CDOT). As a result, unless otherwise noted, the project shall comply with the requirements outlined in the following documents:

- CDOT Construction Manual
- CDOT Local Agency Project Desk Reference
- 2023 CDOT Standard Specifications
- CDOT Field Materials Manual
- Project Special Provisions
- Standard Special Provisions
- Approved Products list & qualified manufacturers
- Build America & Buy America Requirements
- CDOT Civil Rights & Labor Compliance

- 3.2 PROJECT DESCRIPTION:** The City of Grand Junction worked with the Horizon Drive Business Improvement District in 2012-2013 to complete a public engagement process focused on developing a vision for the Horizon Drive corridor that would improve traffic flow, increase safety, improve aesthetics, and support economic development. The results of these planning efforts led to the construction of interchange improvements at I-70 that were constructed in 2015-2016 by CDOT. Subsequent corridor improvements included the need for crosswalks (completed in 2019), pedestrian improvements, access control, and intersection improvements at G Road / 27 ½ Road.

In 2020, the City of Grand Junction worked with Mead & Hunt to further develop the conceptual design for the Horizon Drive & G Road / 27 ½ Road Intersection. This included completing an operational analysis for the intersection and developing horizontal geometry for a roundabout configuration that would address the capacity

and safety needs of the corridor. The City of Grand Junction has secured grant assistance through the Highway Safety Improvement Program administered through CDOT for the construction of the roundabout project.

As a result, the Horizon Drive & G Road Intersection will be reconstructed, and the existing signalized intersection will be replaced with a two-lane roundabout. Roundabouts have been proven nationally, across the state, and locally to provide significant safety improvements. The roundabout will help set the “context” for the corridor as the transition from a more rural Horizon Drive into a dense commercial space, with landscaped features and an art installation.

Approximate quantities are as follows: 3,662 CY of Unclassified Excavation (CIP), 147 tons of asphalt pavement, 6,700 SY of concrete pavement, 3,443 LF of curb and gutter, 1,004 SY of concrete sidewalk, 3,300 LF of irrigation piping, 264 LF of plastic storm drain piping, 42 LF of gravity sewer piping, 4,000 LF of electrical conduit, 16 pedestrian lights, landscaping, and irrigation.

3.3. SPECIAL CONDITIONS & PROVISIONS:

3.3.1 Non-Mandatory Pre-Bid Meeting: Prospective Bidders are encouraged to attend a non-mandatory pre-bid meeting. **The meeting will be held at the City Hall Auditorium located at 250 N. 5th St on Friday, December 6, 2024, at 10:00 AM.** The purpose of this meeting will be to inspect and to clarify the contents of this Invitation for Bids (IFB).

3.3.2 QUESTIONS REGARDING SOLICIATION PROCESS/SCOPE OF WORK:

Dolly Daniels; Senior Buyer/Purchasing Agent
City of Grand Junction
dollyd@gjcity.org

3.3.3 Project Manager: The Project Manager for the Project is Lisa Froshaug, who can be reached at (970) 697-7052. During Construction, all notices, letters, submittals, and other communications directed to the City shall be addressed and emailed or delivered to:

City of Grand Junction
Attn: Lisa Froshaug, Project Engineer
244 N. 7th Ave.
Grand Junction, CO 81501
lisafr@gjcity.org

3.3.4 Contract Administrator: The Contract Administrator for the Project is Duane Hoff Jr., Contract Administrator, who can be reached at (970) 244-1545. During Construction, Contract related inquiries, issues, and other communications shall be directed to:

Duane Hoff Jr., Contract Administrator
duaneh@gjcity.org

3.3.5 Affirmative Action: The Contractor is not required to submit a written Affirmative Action Program for this Project.

3.3.6 Pricing: Pricing shall be all inclusive to include but not be limited to: all labor, equipment, supplies, materials, freight (F.O.B. Destination – Freight Pre-paid and Allowed to each site), travel, mobilization costs, fuel, set-up and take down costs, and full-time inspection costs, and all other costs related to the successful completion of the project.

The Owner shall not pay nor be liable for any other additional costs including but not limited to taxes, shipping charges, insurance, interest, penalties, termination. payments, attorney fees, liquidated damages, etc.

3.3.7 Freight/Shipping: All freight/shipping shall be F.O.B. Destination – Freight Pre-Paid and Allowed to the project site(s), Grand Junction, CO. Contractor must meet all federal, state, and local rules, regulations, and requirements for providing such services.

3.3.8 Contract: A binding Contract shall consist of: (1) the IFB and any amendments thereto, (2) Additional Documents as stated in Section 1.10, (3) the Bidder's response (bid) to the IFB, (4) clarification of the bid, if any, and (5) the City's Purchasing Department's acceptance of the bid by "Notice of Award" or by "Purchase Order". All Exhibits and Attachments included In the IFB shall be incorporated into the Contract by reference.

A. The Contract expresses the complete agreement of the parties and, performance shall be governed solely by the specifications and requirements contained therein.

B. Any change to the Contract, whether by modification and/or supplementation, must be accomplished by a formal Contract amendment signed and approved by and between the duly authorized representative of the Bidder and the City Purchasing Division or by a modified Purchase Order prior to the effective date of such modification. The Bidder expressly and explicitly understands and agrees that no other method and/or no other document, including acts and oral communications by or from any person, shall be used or construed as an amendment or modification to the Contract.

3.3.9 Time of Completion: The scheduled time of Completion for the Project is **120 Calendar Days** from the starting date specified in the Notice to Proceed.

Completion is achieved when site cleanup and all punch list items (resulting from the final inspection) have been completed. Completion shall have the meaning set forth in Article I, Section 3 (Definitions and Terms) of the General Contract Conditions.

3.3.10 Working Days and Hours: The working days and hours shall be as stated in the General Contract Conditions or as mutually agreed upon in the preconstruction meeting. The City may consider night work proposals that demonstrate lower traffic impacts.

3.3.11 Licenses and Permits: Contractor is responsible for obtaining any and all necessary licenses and permits required for Work at Contractor's expense. See Section 2.12. Contractor shall supply to Owner all copies of finalized permits.

- 3.3.12 Permits:** The following permits are required for the Project and will be obtained by the City at no cost to the Contractor:
- *Colorado Department of Public Health and Environment (CDPHE) – Construction Stormwater Discharge Permit* – The City of Grand Junction will obtain the Stormwater Discharge Permit and then transfer the permit to the Contractor before the start of the Project.
- 3.3.13 City Furnished Materials:** The City will furnish the following materials for the Project:
- Electronic files needed for construction layout.
- 3.3.14 Project Communications:** Prior to and during construction, the Contractor will meet with the Project Engineer to discuss timelines, challenges, and updates on progress.
- 3.3.15 Traffic Control:** The Contractor shall provide and maintain traffic control in accordance with the approved Traffic Control Plan and the Manual on Uniform Traffic Control Devices. A Traffic Control Plan shall be prepared by the Contractor and reviewed by the City two days prior to the pre-construction meeting. Construction of the roundabout intersection should be constructed under full traffic based on *FHWA guidance for Temporary Traffic Control for Building and Maintaining Single and Multi-Lane Roundabouts* (attached). See Project Special Provisions for details on Traffic Control and Construction Phasing requirements.

Full closures of the following movements through the existing Horizon Drive and G Road intersection shall be avoided:

- Horizon Drive north & south through traffic (truck route).
 - (City will allow closure of south leg of intersection with detour via G Road/12th Street for construction).
- Horizon Drive southbound left onto 27 ½ Road.
- 27 ½ Road northbound right onto Horizon Drive
 - (Detours via 27 ½ Ct will be allowed for short duration).

Any other closures must be indicated as part of the Construction Phasing Plan and delivered for review and acceptance by the City no less than 10 days prior to a road closure. All road closures should be of a short duration, not to exceed a 14-day closure.

The City shall commit to providing and installing two portable message sign panels for the duration of the project and shall move them according to the traffic control supervisor's plan. Additional portable message sign panels shall be provided by the contractor and paid for under the portable message sign panel line-item no. 147 as necessary.

- 3.3.16 Authorized Representatives of the City:** Those authorized to represent the City shall include Purchasing Agent, Project Manager, Engineers, and Inspectors employed by the City, only.
- 3.3.17 Stockpiling Materials and Equipment:** All stockpiling/storage shall be in accordance with General Contract Condition Section 51.

The Contractor shall stockpile and store materials and equipment within the roadway right-of-way, the multi-purpose easements, and the temporary construction easements as shown on the Construction Plans. The Contractor shall have the boundaries of the easements staked by its surveyor, so the construction limits are clearly defined. The Contractor shall keep all construction activities within these easement boundaries at all times.

- 3.3.18 Clean-Up:** The Contractor is responsible for cleaning up all loose materials that have been deposited or swept into gutters, and onto sidewalks and driveways as a result of sidewalk operations. The costs for all clean-up work shall be considered incidental and will not be paid for separately.

- 3.3.17 Schedule of Submittals:** Contractor shall deliver these submittals at least two days prior to the pre-construction meeting:
 - Project Baseline Schedule, and monthly schedule updates during construction
 - Traffic Control Plan
 - Construction Phasing Plan
 - Construction Schedule submitted at or prior to the pre-construction meeting and updated as necessary to reflect actual conditions.
 - List of contacts for Contractor and any Sub-Contractors
 - Hourly rate table for labor and equipment to be used on this Project
 - All materials

- 3.3.18 Excess Material:** All excess materials shall be disposed of in accordance with the General Contract Condition, Section 50.

- 3.3.19 Incidental Items:** Any item of Work not specifically identified or paid for directly which is necessary for the completion of any paid items of Work, will be considered as incidental to those items, and will be included in the cost of those items.

- 3.3.20 Work to be Performed by the City (Prior to Construction):**
 - None

- 3.3.21 Uranium Mill Tailings:** It is not anticipated that radioactive mill tailings will be encountered on this Project.

- 3.3.22 Existing Utilities and Structures:** Existing underground utilities were potholed at specific locations during the design of this Project. The location of existing utilities and structures are shown on the Subsurface Utility Engineering (SUE) Plans and are approximate with the information gathered during design. It is the responsibility of the Contractor to pothole/locate and protect all structures and utilities in accordance with General Contract Condition Section 37.

Utility Contacts, Coordination, and Relocations: Known utilities within the limits of this Project are:

- City of Grand Junction (Sanitary & Storm) – Lisa Froshaug 970-244-1592
- City of Grand Junction (Traffic Signal) – Eric Mocko 970-256-4017

- City of Grand Junction (Irrigation) – Randy Coleman 970-254-3821
- Xcel Energy (Electric & Gas) – Tillmon McSchooler 970-244-2695
- Century Link (Telephone & Fiber Optic) – Chris Johnson 970-244-4311
- Charter (Cable Television) – Mark Kostelecky 970-623-9415
- Ute Water Conservancy District – Dave Priske/John Eklund 970-242-7491

The Work described in these plans and specifications requires full cooperation between the Contractor and the utility owners in regard to conducting its respective operations so the utility relocation work can be completed with minimum delay to all parties concerned.

The Contractor shall be required to meet with each utility owner impacted by the Work a minimum of fifteen (15) days in advance of any construction operations to coordinate required utility work with the construction activity. Coordination with utility owners includes, but is not limited to, providing, and periodically updating an accurate construction schedule that includes all utility work elements. Surveying and/or staking of utility relocations shall be performed by the Contractor’s surveyor.

The Contractor shall conduct coordination meetings as necessary for the purpose of coordinating construction activities with the utility owners. Frequency of the utility coordination meetings may be revised as deemed necessary by the City, Contractor, and utility owner(s).

The Contractor shall provide traffic control for any utility work expected to be coordinated with construction operations as directed by the Project Engineer. However, traffic control for utility work outside of the typical Project work hours or outside of the Project limits shall be the responsibility of the utility owner. The Contractor shall be compensated for traffic control as per the bid items for traffic control as established on this Project.

The Contractor shall keep each utility owner advised of any work being done to its facility so that each utility owner can coordinate its inspections for final acceptance of the work with the Project Engineer.

3.3.23 Survey: The Contractor shall give the City survey crew a minimum of 72 hours’ notice for all requested surveys.

3.3.24 Existing Concrete Sidewalks, Pans, Fillets, Curbs and Gutters: The existing sidewalks, pans, fillets, curb, and gutter are in good serviceable condition. In some instances, the installation of new sidewalks and pavement will be adjacent to existing concrete. The Contractor will need to protect all concrete adjacent to construction. If the concrete is damaged during construction the Contractor will be responsible for its replacement at no cost to the City. The Contractor, the City Project Inspector, and/or the City Project Manager will walk and record any concrete that is deemed to be damaged before construction has started.

3.3.25 Construction Surveying & “As-Built” Drawings: As-Built record information will be provided to and approved by City staff prior to Final Acceptance of the Project. Information to be provided must be in electronic format (e.g., AutoCAD and/or survey

files) along with a PDF set of As-Built drawings. As-Built electronic files must contain information suitable for the City to maintain Utility records to the standards set forth in the new Colorado 811 One Call/Subsurface Utility Law (effective August 8, 2018) and standards as described in the American Society of Civil Engineers (ASCE) Standard Guidelines for the Collection and Depiction of Existing Subsurface Utility Data (ASCE 38-02).

Electronic information for As-Built records shall include, but is not limited to, verification of all horizontal and vertical changes in pipe alignments, elbows, tees, manholes, valves, control structures, service taps, service pipe (horizontal and vertical deflections to ROW line, meter pits, or clean-outs, whichever is closer), beginning and ending of slip-lined segments, additional conduit added for current & future utilities, tie-in or connection to existing infrastructure, etc. Distance between As-Built data points along pipe alignment is dependent on the amount of deflection used to install the pipe in the field. There must be sufficient point data to create a plan and profile of all infrastructure accurate to within eighteen inches (18") of the physical structures anywhere along the project.

The cost for surveying all fittings, both sewer and water, shall be incidental to the Project cost, and will not be paid for separately.

3.3.26 Manhole Grade Rings: Concrete grade rings, shims and non-shrink grout shall not be used on the sewer manhole sections. Approved grade rings for this Project shall be either HDPE Adjusting Rings by LadTech, Inc., or Expanded Polypropylene grade rings by Cretex Pro-Ring.

Grade rings shall be installed per the manufacturer's recommendations and directions. Caulk and sealants shall be approved by the manufacturer and shall be applied per the manufacturer's recommendation. The top-grade ring shall match as close as possible the cross-slope of the existing roadway surface. Both manufacturers of grade rings provide grade rings that can accommodate the existing roadway cross-slope.

3.3.27 Manhole Ring and Cover: Manhole ring and covers for this Project shall be Castings model MH-310-24 CI.

3.3.28 References for Manhole Corrosion Protection: The Contractor applying the interior manhole corrosion protection shall provide a minimum of three (3) references of projects for completed restoration and corrosion barrier liner installation of similar scope and size using the protective coating specified and/or approved equal by the City Project Engineer. References shall include project name and location; contact information of Owner/Engineer; and description of project, what the substrate was, and the application procedures.

3.3.29 Project Meetings: The Contractor and the City shall conduct meetings on-site once every two weeks. These meetings shall be attended by the Contractor's Project Manager and Site Supervisor and the City's Project Engineer and Project Inspector. When required, the utility companies' project representatives should be invited to the meetings. An updated Project schedule should be available and dispersed at each meeting.

3.3.30 Pre-Qualification: Contractors must be pre-qualified in the following categories to submit a bid response to this Project:

- 1C – Stream and Stormwater
- 2A – Roadway and Earthwork
- 2B – Asphalt Paving
- 2D – Concrete Roadway Paving
- 2E – Concrete, Sidewalk, Curb, and Gutter

Contractors may view their approved pre-qualified categories by clicking the [Pre-Qualification List Link](#).

3.4 SCOPE OF WORK: The Horizon Drive & G Road intersection, located at the base of the Horizon Drive Business Improvement District, will be reconstructed, and the existing signalized intersection will be removed and replaced by a two-lane roundabout. Approximate quantities are as follows: 3,662 CY of Unclassified Excavation (CIP), 147 tons of asphalt pavement, 6,700 SY of concrete pavement, 3,443 LF of curb and gutter, 1,004 SY of concrete sidewalk, 3,300 LF of irrigation piping, 264 LF of plastic storm drain piping, 42 LF of gravity sewer piping, 4,000 LF of electrical conduit, 16 pedestrian lights, landscaping, and irrigation.

3.5 Attachments: (Click on Links for Access)

- [Standard Special Provisions](#)
- [Project Special Provisions](#)
- [Temporary Traffic Control for Roundabout Construction](#)
- [Geotechnical Report](#)
- [Final Civil Drawings](#)
- [Final Landscape Drawings](#)
- [Final Irrigation Drawings](#)
- [Final Electrical Drawings](#)

3.6 Contractor Bid Documents: For Contractor's convenience, the following is a list of forms/items to be submitted with the Contractor's bid response. However, should a form/item not be listed in this section, but required in the Solicitation documents, it is the Contractor's responsibility to ensure all forms/items are submitted.

City of GJ Forms: Must be submitted with Bid!

- Contractor's Bid Form (Attached)
- Price Bid Schedule (Attached)
- Contractor's Bid Bond (Vendor Submit)

CDOT Forms: Click on Links. Must be submitted with Bid!

- [CDOT Form 0606 Anti-Collusion Affidavit](#)
- [CDOT Form 1414 Anticipated DBE Participation Plan](#)

CDOT Forms Required of apparent Low Bidder:

The apparent low bidder must submit the CDOT forms listed below by 4:30 p.m. on the 5th calendar day following bid opening.

- **Form 605: Contractors Performance Capability Statement**
- **Form 621 - Assignment of Antitrust Claims**
- **Form 1415: DBE Commitment Confirmation**
- **Form 1416: Good Faith Effort Report**

3.7 IFB TENTATIVE TIME SCHEDULE:

Invitation For Bids available on	November 25, 2024
Non-Mandatory Pre-Bid Meeting	December 6, 2024, 10:00 AM
Inquiry deadline, no questions after this date	December 16, 2024
Addendum Posted	December 19, 2024
Pre-Qualification Application Deadline	December 19, 2024
Submittal deadline for Bids	January 10, 2025, Prior to 2:00 P
City Council Approval	February 5, 2025
Notice of Award & Contract execution	February 10, 2025
Bonding & Insurance Cert due	February 20, 2025
Preconstruction meeting	To Be Determined
Work begins no later than	Upon Receipt of Notice to Proceed
Final Completion	120 Calendar Days from Receipt of Notice to Proceed
Holidays	
Thanksgiving	November 28, 29, 2024
Christmas	December 25, 2024
New Year's Day	January 1, 2025
Martin Luther King Day	January 20, 2025
Presidents' Day	February 17, 2025
Memorial Day	May 26, 2025
Juneteenth	June 19, 2025
Independence Day	July 4, 2025
Labor Day	September 1, 2025

4. Contractor's Bid Form

Bid Date: _____

Project: IFB-5548-24-DD "Horizon Drive and G Road Roundabout"

Bidding Company: _____

Name of Authorized Agent: _____

Email _____

Telephone _____ **Address** _____

City _____ **State** _____ **Zip** _____

The undersigned Bidder, in compliance with the Invitation for Bids, having examined the Instruction to Bidders, General Contract Conditions, Statement of Work, Specifications, and any and all Addenda thereto, having investigated the location of, and conditions affecting the proposed Work, hereby proposes to furnish all labor, materials and supplies, and to perform all Work for the Project in accordance with Contract Documents, within the time set forth and at the prices stated below. These prices are to cover all expenses incurred in performing the Work required under the Contract Documents, of which this Contractor's Bid Form is a part.

The undersigned Contractor does hereby declare and stipulate that this offer is made in good faith without collusion or connection to any person(s) providing an offer for the same Work, and that it is made in pursuance of, and subject to, all terms and conditions of the Instructions to Bidders, the Specifications, and all other Solicitation Documents, all of which have been examined by the undersigned.

The Contractor also agrees that if awarded the Contract, to provide insurance certificates within ten (10) working days of the date of Notification of Award. Submittal of this offer will be taken by the Owner as a binding covenant that the Contractor will be prepared to complete the project in its entirety.

The Owner reserves the right to make the award on the basis of the offer deemed most favorable, to waive any formalities or technicalities and to reject any or all offers. It is further agreed that this offer may not be withdrawn for a period of sixty (60) calendar days after closing time. Submission of clarifications and revised offers automatically establish a new thirty-day (30) period.

Prices in the bid proposal have not knowingly been disclosed with another provider and will not be prior to award.

- Prices in this bid proposal have been arrived at independently, without consultation, communication, or agreement for the purpose of restricting competition.
- No attempt has been made nor will be to induce any other person or Contractor to submit a bid proposal for the purpose of restricting competition.
- The individual signing this bid proposal certifies it is a legal agent of the Bidder, authorized to represent the Bidder and is legally responsible for the offer with regard to supporting documentation and prices provided.
- Direct purchases by the City of Grand Junction are tax exempt from Colorado Sales or Use Tax. Tax exempt No. 98-03544. The undersigned certifies that no Federal, State, County or Municipal tax will be added to the above quoted prices.
- City of Grand Junction payment terms shall be Net 30 days.
- Prompt payment discount of _____ percent of the net dollar will be offered to the Owner if the invoice is paid within _____ days after the receipt of the invoice. The Owner reserves the right to take into account any such discounts when determining the bid award that are no less than Net 10 days.

RECEIPT OF ADDENDA: the undersigned Contractor acknowledges receipt of Addenda to the Solicitation, Specifications, and other Contract Documents.

State number of Addenda received: _____.

It is the responsibility of the Bidder to ensure all Addenda have been received and acknowledged.

By signing below, the Undersigned agree to comply with all terms and conditions contained herein.

Company: _____

Authorized Signature: _____

Title: _____

The undersigned Bidder proposes to subcontract the following portion of Work:

<u>Name & address of Sub-Contractor</u>	<u>Description of Work to be performed</u>	<u>% of Contract</u>
_____	_____	_____
_____	_____	_____
_____	_____	_____
_____	_____	_____

The undersigned Bidder acknowledges the right of the City to reject any and all Bids submitted and to waive informalities and irregularities therein in the City's sole discretion.

By submission of the Bid, each Bidder certifies, and in the case of a joint Bid each party thereto certifies as to its own organization, that this Bid has been arrived at independently, without collusion, consultation, communication, or agreement as to any matter relating to this Bid with any other Bidder or with any competitor.

Bid Schedule: 23652 - Horizon Drive and G Road Roundabout

Item No.	CDOT, City Ref.	Description	Quantity	Units	Unit Price	Total Price
1	201-00000	Clearing and Grubbing	1.	LS		
2	202-00010	Removal of Tree	1.	EA		
3	202-00019	Removal of Inlet	5.	EA		
4	202-00021	Removal of Manhole	2.	EA		
5	202-00035	Removal of Pipe	175.	LF		
6	202-00090	Removal of Delineator	1.	EA		
7	202-00190	Removal of Concrete Median Cover Material	89.	SY		
8	202-00200	Removal of Sidewalk	424.	SY		
9	202-00201	Removal of Curb	555.	LF		
10	202-00202	Removal of Gutter	36.	LF		
11	202-00203	Removal of Curb and Gutter	855.	LF		
12	202-00204	Removal of Curb, Gutter and Sidewalk	1,009.	LF		
13	202-00206	Removal of Concrete Curb Ramp	32.	SY		
14	202-00210	Removal of Concrete Pavement	8.	SY		
15	202-00220	Removal of Asphalt Mat	730.	SY		
16	202-00240	Removal of Asphalt Mat (Planing)	6,921.	SY		
17	202-00250	Removal of Pavement Marking	846.	SF		
18	202-00700	Removal of Light Standard	2.	EA		
19	202-00705	Removal of Light Standard Foundation	2.	EA		
20	202-00827	Removal of Pull Box	7.	EA		
21	202-00840	Removal of Traffic Signal Pole	4.	EA		
22	202-00848	Removal of Traffic Signal Controller and Cabinet	1.	EA		
23	203-00010	Unclassified Excavation (Complete In Place)	3,662.	CY		
24	203-00100	Muck Excavation	1,103.	CY		
25	203-01597	Potholing	10.	HOUR		
26	206-00100	Structure Backfill (Class 1)	15.	CY		
27	207-00205	Topsoil	376.	CY		
28	207-00210	Stockpile Topsoil	376.	CY		
29	208-00002	Erosion Log (12 inch)	260.	LF		
30	208-00035	Aggregate Bag	50.	LF		
31	208-00046	Prefabricated Concrete Washout Structure (Type 1)	1.	EA		
32	208-00054	Storm Drain Inlet Protection (Type II)	11.	EA		
33	208-00075	Prefabricated Vehicle Tracking Pad	4.	EA		
34	208-00103	Removal and Disposal of Sediment (Labor)	20.	HOUR		
35	208-00105	Removal and Disposal of Sediment (Equipment)	20.	HOUR		
36	208-00106	Sweeping (Sediment Removal)	60.	HOUR		
37	208-00107	Removal of Trash	20.	HOUR		
38	208-00207	Erosion Control Management (ECM)	60.	DAY		
39	208-00300	Temporary Berms	400.	LF		
40	209-00600	Dust Palliative (Magnesium Chloride)	1,000.	GAL		
41	210-00810	Reset Ground Sign	14.	EA		

Bid Schedule: 23652 - Horizon Drive and G Road Roundabout

Item No.	CDOT, City Ref.	Description	Quantity	Units	Unit Price	Total Price
42	210-02510	Relay Sprinkler System	1.	LS		
43	210-04010	Adjust Manhole	7.	EA		
44	210-04015	Modify Manhole	1.	EA		
45	210-04020	Modify Inlet	1.	EA		
46	210-04050	Adjust Valve Box	2.	EA		
47	212-00706	Seeding (Native) Drill	0.26	AC		
48	212-00050	Sod	60.	SF		
49	213-00065	Mulching (Weed Free Straw)	0.26	AC		
50	213-00061	Mulch Tackifier	52.	LB		
51	213-00440	Metal Landscape Border (1/8 x 4 Inch)	946.	LF		
52	213-00700	Landscape Boulder (Small 3'x2'x2')	91.	EA		
53	213-00705	Landscape Boulder (Large, 3'x4'x2')	1.	EA		
54	213-00705	Metal Plants (Special)	12.	EA		
55	214-00000	Landscape Maintenance	1.	LS		
56	214-00215	Deciduous Tree (1.5 Inch Caliper)	1.	EA		
57	214-00350	Deciduous Shrub (5 Gallon Container)	27.	EA		
58	214-00506	Evergreen Tree (6 Foot) (Ball and Burlap)	2.	EA		
59	214-00650	Evergreen Shrub (5 Gallon Container)	10.	EA		
60	214-00910	Perennials (1 Gallon Container)	176.	EA		
61	240-00015	Wildlife Biologist	40.	HOUR		
62	250-00224	Hazardous Waster Disposal (Radioactive)	35.	CY		
63	304-03000	Aggregate Base Course (Class 3)	1,980.	TON		
64	304-06000	Aggregate Base Course (Class 6)	3,856.	TON		
65	306-01000	Reconditioning	7,468.	SY		
66	403-00721	Hot Mix Asphalt (Patching) (Asphalt)	20.	SY		
67	403-34741	Hot Mix Asphalt (Grading SX) (75) (PG 64-22)	147.	TON		
68	411-10255	Emulsified Asphalt (Slow-Setting)	80.	GAL		
69	412-00600	Concrete Pavement (6 Inch)	138.	SY		
70	412-00800	Concrete Pavement (8 Inch)	80.	SY		
71	412-01100	Concrete Pavement (11 Inch)	5,707.	SY		
72	412-01105	Concrete Pavement (11 Inch)	475.	SY		
73	412-01120	Concrete Pavement (11 Inch) (Fast Track)	284.	SY		
74	420-00133	Geotextile (Separator) (Class 2)	1,650.	SY		
75	506-01020	Geogrid Reinforcement	1,650.	SY		
76	603-50012	12 Inch Plastic Pipe	264.	LF		
77	604-19005	Inlet Special (5 Foot)	2.	EA		
78	604-19010	Inlet Special (10 Foot)	2.	EA		
79	604-30005	Manhole Slab Base (5 Foot)	2.	EA		
80	604-30010	Manhole Slab Base (10 Foot)	3.	EA		
81	604-83108	8 Inch Plastic Pipe Sewer (Polyvinyl Chloride)	42.	LF		
82	608-00000	Concrete Sidewalk	1,004.	SY		

Bid Schedule: 23652 - Horizon Drive and G Road Roundabout

Item No.	CDOT, City Ref.	Description	Quantity	Units	Unit Price	Total Price
83	608-00010	Concrete Curb Ramp	139.	SY		
84	608-00015	Detectable Warnings	316.	SF		
85	609-20010	Curb Type 2 (Section B)	610.	LF		
86	609-21023	Curb and Gutter Type 2 (Section II-B) (Special)	1,436.	LF		
87	609-21110	Curb and Gutter Type 2 (Section I-B) (Special)	2,007.	LF		
88	610-00026	Median Cover Material (6 Inch Patterned Concrete)	9,023.	SF		
89	610-00100	Median Edging (Pattern Concrete)	445.	LF		
90	612-00041	Delineator (Flexible) (Type I)	1.	EA		
91	613-01200	2 Inch Electrical Conduit (Plastic)	2,770.	LF		
92	613-01201	2 Inch Electrical Conduit (Plastic) (Special)	1,157.	LF		
93	613-01201	3/4 Inch Electrical Conduit (Plastic) (Special)	100.	LF		
94	613-07002	Type Two Pull Box	35.	EA		
95	613-07003	Type Three Pull Box	3.	EA		
96	613-10000	Wiring	1.	LS		
97	613-30001	Light Standard and Luminaire Single Post Top (Pedestrian)	8.	EA		
98	613-30002	Light Standard and Luminaire Dual Head (Pedestrian)	8.	EA		
99	613-40012	Light Standard Foundation Special	16.	EA		
100	613-50106	Lighting Control Center (Special)	1.	EA		
101	614-00011	Sign Panel (Class I)	454.4	SF		
102	614-00012	Sign Panel (Class II)	48.	SF		
103	614-01503	Steel Sign Support (2-inch Round)(Post and Socket)	44.	EA		
104	614-01573	Steel Sign Support (2-1/2 Inch Round NP-40)(Post & Slipbase)	17.	EA		
105	614-80003	Rectangular Rapid Flashing Beacon	17.	EA		
106	614-84000	Traffic Signal Pedestal Pole Steel	1.	EA		
107	620-00002	Field Office (Class 2)	1.	EA		
108	620-00020	Sanitary Facility	1.	EA		
109	621-00450	Detour Pavement	1,700.	SY		
110	623-00162	Drip Emitter Tubing	1,007.	LF		
111	623-00164	Drip Emitter	452.	EA		
112	623-00184	1/2 Inch Flush Unit	55.	EA		
113	623-00600	1-1/2 Inch Plastic Pipe	1,420.	LF		
114	623-00601	1 Inch Plastic Pipe	1,343.	LF		
115	623-00604	4 Inch Plastic Pipe (Irrigation/Sleeve)	240.	LF		
116	623-00606	6 Inch Plastic Pipe (Irrigation/Sleeve)	370.	LF		
117	623-01708	1 Inch Backflow Preventor	1.	EA		
118	623-01808	1 Inch Pressure Reducing Valve	1.	EA		
119	623-01908	1 Inch Strainer	1.	EA		
120	623-02006	3/4 Inch Drain Valve	1.	EA		
121	623-03108	1 Inch Automatic Control Valve	5.	EA		

Bid Schedule: 23652 - Horizon Drive and G Road Roundabout

Item No.	CDOT, City Ref.	Description	Quantity	Units	Unit Price	Total Price
122	623-03112	1-1/2 Inch Automatic Control Valve	1.	EA	_____	_____
123	623-04000	2-wire Control, including decoders, grounding (Special)	1.	LS	_____	_____
124	623-04002	Power Source Wire	130.	LF	_____	_____
125	623-04006	3/4 Inch Quick Coupler Valve	5.	EA	_____	_____
126	623-04520	1-1/2 Inch Ball Valve (Special)	5.	EA	_____	_____
127	623-06900	Valve Box	5.	EA	_____	_____
128	623-07601	1 Inch Flow Sensor (Special)	1.	EA	_____	_____
129	623-08148	60 Station Automatic Controller (Special)	1.	EA	_____	_____
130	623-09900	Sprinkler System	1.	LS	_____	_____
131	625-00000	Construction Surveying	1.	LS	_____	_____
132	626-00000	Mobilization	1.	LS	_____	_____
133	626-01000	Public Information Services	1.	LS	_____	_____
134	627-00013	Pavement Marking Paint (High Build)	1.	GAL	_____	_____
135	627-00008	Modified Epoxy Pavement Marking	11.	GAL	_____	_____
136	627-02010	Preformed Plastic Pavement Marking (Type II)	973.	SF	_____	_____
137	627-30407	Preformed Thermoplastic Pavement Marking (Word-Symbol) (Special)	776.	SF	_____	_____
138	627-30411	Preformed Thermoplastic Pavement Marking (Xwalk-Stop Line) (Special)	1,048.	SF	_____	_____
139	630-00000	Flagging	90.	DAYS	_____	_____
140	630-00007	Traffic Control Inspection	30.	DAYS	_____	_____
141	630-00012	Traffic Control Management	80.	DAYS	_____	_____
142	630-80336	Barricade (Type 3 M-B) (Temporary)	12.	EA	_____	_____
143	630-80341	Construction Traffic Sign (Panel Size A)	126.	EA	_____	_____
144	630-80342	Construction Traffic Sign (Panel Size B)	44.	EA	_____	_____
145	630-80343	Construction Traffic Sign (Panel Size C)	8.	EA	_____	_____
146	630-80344	Construction Sign Panel (Special)	112.	SF	_____	_____
147	630-80355	Portable Message Sign Panel	4.	EA	_____	_____
148	630-80357	Advance Warning Flashing or Sequencing Arrow Panel (B Type)	5.	EA	_____	_____
149	630-80360	Drum Channelizing Device	140.	EA	_____	_____
150	630-80364	Drum Channelizing Device (With Light) (Steady)	20.	EA	_____	_____
151	630-80370	Barrier (Temporary)	200.	LF	_____	_____
152	630-80380	Traffic Cone	20.	EA	_____	_____
153	630-80390	Channelizing Device (Special)	90.	EA	_____	_____
154	630-85010	Impact Attenuator (Temporary)	2.	EA	_____	_____
155	632-00000	Night Work Lighting	30.	DAY	_____	_____
156	700-70023	F/A On The Job Trainee	320.	HOUR	\$ _____	_____
157	700-70025	F/A Quality Incentive Payment	5,000.	FA	\$ _____	\$ 5,000.00
158	700-70018	F/A Roadway Smoothness Incentive	1,000.	FA	\$ _____	\$ 1,000.00
159	700-70019	F/A Asphalt Cement Cost Adjustment	2,000.	FA	\$ _____	\$ 2,000.00
160	700-70016	F/A Fuel Cost Adjustment	2,500.	FA	\$ _____	\$ 2,500.00

Bid Schedule: 23652 - Horizon Drive and G Road Roundabout

Item No.	CDOT, City Ref.	Description	Quantity	Units	Unit Price	Total Price
161	700-70380	F/A Erosion Control	2,500.	FA		\$ 2,500.00
162	700-70111	F/A Project First Program	1,000.	FA		\$ 1,000.00
163	700-70013	F/A Concrete Pavement Incentive	50,000.	FA		\$ 50,000.00
164	700-70010	F/A Minor Contract Revisions	115,600.	FA		\$ 115,600.00
Bid Amount:					\$	_____

Bid Amount:

dollars



Purchasing Division

ADDENDUM NO. 1

DATE: December 10, 2024
FROM: City of Grand Junction Purchasing Division
TO: All Offerors
RE: Horizon Drive and G Road Roundabout IFB-5548-24-DD

Offerors responding to the above referenced solicitation are hereby instructed that the requirements have been clarified, modified, superseded, and supplemented as to this date as hereinafter described.

Please make note of the following questions/answers/clarifications:

1. **Question:** Can you clarify Item 614-84000 – Traffic Signal Pedestal Pole Steel?
Answer: This item is located on sheet 6 of 16 of the electrical/lighting plans and references as “Preliminary location for police camera post. Coordinate exact location and specifications with owner prior to trenching.”
2. **Question:** Can the City share an existing surface file for the project?
Answer:
The electronic surface and design files will not be provided during the bidding process.
3. **Question:** Is the 120 calendar days accurate or was that supposed to be 120 working days?
Answer: Due to the Contractor feedback, the City will revise the project from 120 Calendar Days to 120 Working Days.
4. **Question:** Where are the plans and bid schedule posted?
Answer: The Civil, Landscaping, Irrigation, and Electrical drawings are located in Section 3.5 of the Solicitation document. The Bid Schedule is attached as the last page of the solicitation.
5. **Question:** Do the staging areas have power?
Answer: No
6. **Question:** Can you confirm that CDOT 2023 Standard Specifications should be used?
Answer: Yes, 2023 CDPT Standard Specifications should be used.
7. **Question:** Will the project require input to CDOT’s B2G Now?
Answer: Yes
8. **Question:** Does the project budget/bid schedule include a field office?
Answer: The project includes the item 620-00002 Field Office (Class 2)
9. **Question:** Does the project budget/bid schedule include a field laboratory?
Answer: A field laboratory is not included in the project bid schedule.

10. Question: What type of schedule updates are required of the contractor?

Answer: Monthly schedule updates and two-week look aheads.

11. Question: Is there a bid item for detour pavement?

Answer: Yes, Item 621-00450 Detour Pavement is included in the project.

12. Question: Are there any conflicting utilities?

Answer: Contractor is responsible for coordinating the relocation of water valves as shown in the plans. Ute Water will perform replacement of approx. 40-ft of 18-inch; 18x12 & 18x8 tees; 12- & 8-in GVs. This may take up to six working days to complete by their Contractor. Contractor coordination will be required for traffic control and scheduling.

The original solicitation for the project noted above is amended as noted. All other conditions of the subject remain the same.

Respectfully,



Dolly Daniels, Senior Buyer
City of Grand Junction, Colorado



Purchasing Division

ADDENDUM NO. 2

DATE: December 19, 2024
FROM: City of Grand Junction Purchasing Division
TO: All Offerors
RE: Horizon Drive and G Road Roundabout IFB-5548-24-DD

Offerors responding to the above referenced solicitation are hereby instructed that the requirements have been clarified, modified, superseded, and supplemented as to this date as hereinafter described.

Please make note of the following questions/answers/clarifications:

- 1. Question:** There is a bid item for Muck excavation, but I am not seeing any details or specifications that clarify what this entails. The specification on page 12 says to perform the work in accordance with the specifications but lacks any further detail. Does this include excavation and importing new material? Does this include any fabric or geogrid?
Answer: Refer to Section 203 of 2023 Standard Specifications Excavation and Embankment 203.02(c) Removal of Unsuitable Material. Muck is a combination of undesirable soil and water (unsuitable material). If encountered, unsuitable material will be evaluated by RockSol Consulting Group. Placement of 203-00100 Muck Excavation, 304-03000 Aggregate Base Course (Class 3), and 420-00133 Geotextile (Separator) (Class 2) will be as directed by the Project Engineer.
- 2. Question:** Can we get clarification on the bid schedule for items 71 and 72? They are both shown as Concrete Pavement (11 Inch)
Answer: Sheet 16 – 18 Tabulation of Surfacing identifies the location of these bid items.
- 3. Question:** Can we get clarification on what the Reconditioning item is on the bid schedule? I am not finding anything on it in the project specials
Answer: Section 306 of CDOTS 2023 Standard Specifications outlines Reconditioning scope and requirements.
- 4. Question:** Is the City taking the hazardous waste material at their shop or does this need to be hauled to the disposal cells?
Answer: If encountered, hazardous waste may be disposed of at 333 West Ave, Grand Junction, CO 81501.
- 5. Question:** On item 66 HMA (Patching) can we get a thickness for this item or convert it to tons?
Answer: 4" Thickness
- 6. Question:** Are there any details or specs for 614-80003 RRFB equipment, poles, and foundation for this project?
Answer: Refer to S-614-14 Flashing Beacon and Sign Installations.

7. **Question:** Will engineer stamped drawings for 614-80003 RRFB poles or foundations be required on this project?
Answer: No
8. **Question:** Should Item 613-70003 Type 3 Pull Box be provided with dimensions listed in the electrical drawings on page 10 table as a Type 3, or should the Type 5 Pull Box dimension be provided as shown on Page 10 table and Page 11?
Answer: The Bid Schedule has been revised. A type 5 pull box, with dimensions on page "E11", shall be used for the fiber. And the type 2 dimensions on page "E10" for the electrical pull boxes.
9. **Question:** The plans reference CDOT 2023 specs and spec section "412.07 Equipment" calls for a paving machine for placing and finishing of the roundabout concrete. The special provisions do not exclude this specification. Can you verify whether or not the paving equipment will be required?
Answer: A slip form paver is not required. The Contractor will have to meet the plan grades and the straight edge test which is 1/4 inch per 10 foot per Section 504.22.
10. **Question:** What color is the colored concrete supposed to be?
Answer: All colored concrete on project shall be Davis # 5084 (3 LB) "Spanish Gold". Davis Colorado Curing/Sealing compound W-1000 sealer shall be used on all colored concrete.
11. **Question:** The truck apron detail on sheet 4 of the civil set states to refer to the landscape plans for the median edging detail. I am not finding the median edging detail in the landscape plans. Is it safe to assume the median edge is the same as on F.5 Rd?
Answer: Median edging shall match the Horizon & I-70 Roundabouts with color, heavy alternating broom finish, and score joint placement.
12. **Question:** In the center on the left side of sheet 6 in the "Notes" section, the second note states to see landscape plans for information on medians. I don't see any information regarding the concrete in the medians on the landscape plans. Is it safe to assume the pattern is alternating broom similar to F.5 Rd?
Answer: See response to Question #11

*****ADDENDUM 2 REVISED BID SCHEDULE TO BE SUBMITTED WITH BID*****

REVISED ELECTRICAL DETAILS DRAWING PAGE 10 of 16

The original solicitation for the project noted above is amended as noted. All other conditions of the subject remain the same.

Respectfully,



Dolly Daniels, Senior Buyer
City of Grand Junction, Colorado

**Bid Schedule: 23652 - Horizon Drive and G Road Roundabout
ADDENDUM 2**

Item No.	CDOT, City Ref.	Description	Quantity	Units	Unit Price	Total Price
1	201-00000	Clearing and Grubbing	1.	LS		
2	202-00010	Removal of Tree	1.	EA		
3	202-00019	Removal of Inlet	5.	EA		
4	202-00021	Removal of Manhole	2.	EA		
5	202-00035	Removal of Pipe	175.	LF		
6	202-00090	Removal of Delineator	1.	EA		
7	202-00190	Removal of Concrete Median Cover Material	89.	SY		
8	202-00200	Removal of Sidewalk	424.	SY		
9	202-00201	Removal of Curb	555.	LF		
10	202-00202	Removal of Gutter	36.	LF		
11	202-00203	Removal of Curb and Gutter	855.	LF		
12	202-00204	Removal of Curb, Gutter and Sidewalk	1,009.	LF		
13	202-00206	Removal of Concrete Curb Ramp	32.	SY		
14	202-00210	Removal of Concrete Pavement	8.	SY		
15	202-00220	Removal of Asphalt Mat	730.	SY		
16	202-00240	Removal of Asphalt Mat Planing)	6,921.	SY		
17	202-00250	Removal of Pavement Marking	846.	SF		
18	202-00700	Removal of Light Standard	2.	EA		
19	202-00705	Removal of Light Standard Foundation	2.	EA		
20	202-00827	Removal of Pull Box	7.	EA		
21	202-00840	Removal of Traffic Signal Pole	4.	EA		
22	202-00848	Removal of Traffic Signal Controller and Cabinet	1.	EA		
23	203-00010	Unclassified Excavation (Complete In Place)	3,662.	CY		
24	203-00100	Muck Excavation	1,103.	CY		
25	203-01597	Potholing	10.	HOUR		
26	206-00100	Structure Backfill (Class 1)	15.	CY		
27	207-00205	Topsoil	376.	CY		
28	207-00210	Stockpile Topsoil	376.	CY		
29	208-00002	Erosion Log (12 inch)	260.	LF		
30	208-00035	Aggregate Bag	50.	LF		
31	208-00046	Prefabricated Concrete Washout Structure (Type 1)	1.	EA		
32	208-00054	Storm Drain Inlet Protection (Type II	11.	EA		
33	208-00075	Prefabricated Vehicle Tracking Pad	4.	EA		
34	208-00103	Removal and Disposal of Sediment Labor)	20.	HOUR		
35	208-00105	Removal and Disposal of Sediment (Equipment	20.	HOUR		
36	208-00106	Sweeping (Sediment Removal)	60.	HOUR		
37	208-00107	Removal of Trash	20.	HOUR		
38	208-00207	Erosion Control Management ECM	60.	DAY		
39	208-00300	Temporary Berms	400.	LF		
40	209-00600	Dust Palliative Magnesium Chloride)	1,000.	GAL		
41	210-00810	Reset Ground Sign	14.	EA		

Bid Schedule: 23652 - Horizon Drive and G Road Roundabout

Item No.	CDOT, City Ref.	Description	Quantity	Units	Unit Price	Total Price
42	210-02510	Relay Sprinkler System	1.	LS		
43	210-04010	Adjust Manhole	7.	EA		
44	210-04015	Modify Manhole	1.	EA		
45	210-04020	Modify Inlet	1.	EA		
46	210-04050	Adjust Valve Box	2.	EA		
47	212-00706	Seeding (Native) Drill	0.26	AC		
48	212-00050	Sod	60.	SF		
49	213-00065	Mulching (Weed Free Straw)	0.26	AC		
50	213-00061	Mulch Tackifier	52.	LB		
51	213-00440	Metal Landscape Border 1/8 x 4 Inch)	946.	LF		
52	213-00700	Landscape Boulder Small 3'x2'x2')	91.	EA		
53	213-00705	Landscape Boulder Large, 3'x4'x2	1.	EA		
54	213-00705	Metal Plants Special)	12.	EA		
55	214-00000	Landscape Maintenance	1.	LS		
56	214-00215	Deciduous Tree (1.5 Inch Caliper)	1.	EA		
57	214-00350	Deciduous Shrub (5 Gallon Container)	27.	EA		
58	214-00506	Evergreen Tree (6 Foot (Ball and Burlap)	2.	EA		
59	214-00650	Evergreen Shrub (5 Gallon Container)	10.	EA		
60	214-00910	Perennials (1 Gallon Container)	176.	EA		
61	240-00015	Wildlife Biologist	40.	HOUR		
62	250-00224	Hazardous Waster Disposal (Radioactive	35.	CY		
63	304-03000	Aggregate Base Course Class 3)	1,980.	TON		
64	304-06000	Aggregate Base Course Class 6)	3,856.	TON		
65	306-01000	Reconditioning	7,468.	SY		
66	403-00721	Hot Mix Asphalt (Patching) Asphalt	20.	SY		
67	403-34741	Hot Mix Asphalt Grading SX) 75) (PG 64-22)	147.	TON		
68	411-10255	Emulsified Asphalt (Slow-Setting)	80.	GAL		
69	412-00600	Concrete Pavement 6 Inch)	138.	SY		
70	412-00800	Concrete Pavement 8 Inch)	80.	SY		
71	412-01100	Concrete Pavement 11 Inch)	5,707.	SY		
72	412-01105	Concrete Pavement 11 Inch)	475.	SY		
73	412-01120	Concrete Pavement 11 Inch) (Fast Track)	284.	SY		
74	420-00133	Geotextile Separator) (Class 2)	1,650.	SY		
75	506-01020	Geogrid Reinforcement	1,650.	SY		
76	603-50012	12 Inch Plastic Pipe	264.	LF		
77	604-19005	Inlet Special (5 Foot	2.	EA		
78	604-19010	Inlet Special (10 Foot	2.	EA		
79	604-30005	Manhole Slab Base 5 Foot	2.	EA		
80	604-30010	Manhole Slab Base 10 Foot	3.	EA		
81	604-83108	8 Inch Plastic Pipe Sewer (Polyvinyl Chloride)	42.	LF		
82	608-00000	Concrete Sidewalk	1,004.	SY		

Bid Schedule: 23652 - Horizon Drive and G Road Roundabout

Item No.	CDOT, City Ref.	Description	Quantity	Units	Unit Price	Total Price
83	608-00010	Concrete Curb Ramp	139.	SY		
84	608-00015	Detectable Warnings	316.	SF		
85	609-20010	Curb Type 2 (Section B)	610.	LF		
86	609-21023	Curb and Gutter Type 2 (Section II-B) Special)	1,436.	LF		
87	609-21110	Curb and Gutter Type 2 (Section I-B) Special)	2,007.	LF		
88	610-00026	Median Cover Material 6 Inch Patterned Concrete	9,023.	SF		
89	610-00100	Median Edging (Pattern Concrete	445.	LF		
90	612-00041	Delineator Flexible) (Type I	1.	EA		
91	613-01200	2 Inch Electrical Conduit (Plastic)	2,770.	LF		
92	613-01201	2 Inch Electrical Conduit (Plastic) Special)	1,157.	LF		
93	613-01201	3/4 Inch Electrical Conduit (Plastic) Special)	100.	LF		
94	613-07002	Type Two Pull Box	35.	EA		
95	613-07005	Type Five Pull Box	3.	EA		
96	613-10000	Wiring	1.	LS		
97	613-30001	Light Standard and Luminaire Single Post Top (Pedestrian)	8.	EA		
98	613-30002	Light Standard and Luminaire Dual Head (Pedestrian)	8.	EA		
99	613-40012	Light Standard Foundation Special	16.	EA		
100	613-50106	Lighting Control Center Special)	1.	EA		
101	614-00011	Sign Panel Class I	454.4	SF		
102	614-00012	Sign Panel (Class II)	48.	SF		
103	614-01503	Steel Sign Support 2-inch Round)(Post and Socket	44.	EA		
104	614-01573	Steel Sign Support (2-1/2 Inch Round NP-40)(Post & Slipbase)	17.	EA		
105	614-80003	Rectangular Rapid Flashing Beacon	17.	EA		
106	614-84000	Traffic Signal Pedestal Pole Steel	1.	EA		
107	620-00002	Field Office Class 2)	1.	EA		
108	620-00020	Sanitary Facility	1.	EA		
109	621-00450	Detour Pavement	1,700.	SY		
110	623-00162	Drip Emitter Tubing	1,007.	LF		
111	623-00164	Drip Emitter	452.	EA		
112	623-00184	1/2 Inch Flush Unit	55.	EA		
113	623-00600	1-1/2 Inch Plastic Pipe	1,420.	LF		
114	623-00601	1 Inch Plastic Pipe	1,343.	LF		
115	623-00604	4 Inch Plastic Pipe (Irrigation/Sleeve)	240.	LF		
116	623-00606	6 Inch Plastic Pipe (Irrigation/Sleeve)	370.	LF		
117	623-01708	1 Inch Backflow Preventor	1.	EA		
118	623-01808	1 Inch Pressure Reducing Valve	1.	EA		
119	623-01908	1 Inch Strainer	1.	EA		
120	623-02006	3/4 Inch Drain Valve	1.	EA		
121	623-03108	1 Inch Automatic Control Valve	5.	EA		

Bid Schedule: 23652 - Horizon Drive and G Road Roundabout

Item No.	CDOT, City Ref.	Description	Quantity	Units	Unit Price	Total Price
122	623-03112	1-1/2 Inch Automatic Control Valve	1.	EA	_____	_____
123	623-04000	2-wire Control, including decoders, grounding Special)	1.	LS	_____	_____
124	623-04002	Power Source Wire	130.	LF	_____	_____
125	623-04006	3/4 Inch Quick Coupler Valve	5.	EA	_____	_____
126	623-04520	1-1/2 Inch Ball Valve Special)	5.	EA	_____	_____
127	623-06900	Valve Box	5.	EA	_____	_____
128	623-07601	1 Inch Flow Sensor Special)	1.	EA	_____	_____
129	623-08148	60 Station Automatic Controller Special)	1.	EA	_____	_____
130	623-09900	Sprinkler System	1.	LS	_____	_____
131	625-00000	Construction Surveying	1.	LS	_____	_____
132	626-00000	Mobilization	1.	LS	_____	_____
133	626-01000	Public Information Services	1.	LS	_____	_____
134	627-00013	Pavement Marking Paint High Build)	1.	GAL	_____	_____
135	627-00008	Modified Epoxy Pavement Marking	11.	GAL	_____	_____
136	627-02010	Preformed Plastic Pavement Marking (Type II)	973.	SF	_____	_____
137	627-30407	Preformed Thermoplastic Pavement Marking (Word-Symbol) Special)	776.	SF	_____	_____
138	627-30411	Preformed Thermoplastic Pavement Marking (Xwalk-Stop Line) Special)	1,048.	SF	_____	_____
139	630-00000	Flagging	90.	DAYS	_____	_____
140	630-00007	Traffic Control Inspection	30.	DAYS	_____	_____
141	630-00012	Traffic Control Management	80.	DAYS	_____	_____
142	630-80336	Barricade (Type 3 M-B) Temporary	12.	EA	_____	_____
143	630-80341	Construction Traffic Sign (Panel Size A)	126.	EA	_____	_____
144	630-80342	Construction Traffic Sign (Panel Size B)	44.	EA	_____	_____
145	630-80343	Construction Traffic Sign (Panel Size C)	8.	EA	_____	_____
146	630-80344	Construction Sign Panel Special)	112.	SF	_____	_____
147	630-80355	Portable Message Sign Panel	4.	EA	_____	_____
148	630-80357	Advance Warning Flashing or Sequencing Arrow Panel B Type)	5.	EA	_____	_____
149	630-80360	Drum Channelizing Device	140.	EA	_____	_____
150	630-80364	Drum Channelizing Device With Light (Steady	20.	EA	_____	_____
151	630-80370	Barrier Temporary	200.	LF	_____	_____
152	630-80380	Traffic Cone	20.	EA	_____	_____
153	630-80390	Channelizing Device Special)	90.	EA	_____	_____
154	630-85010	Impact Attenuator Temporary	2.	EA	_____	_____
155	632-00000	Night Work Lighting	30.	DAY	_____	_____
156	700-70023	F/A On The Job Trainee	320.	HOUR	\$ _____	_____
157	700-70019	F/A Asphalt Cement Cost Adjustment	2,000.	FA	\$ _____	\$ 2,000.00
158	700-70016	F/A Fuel Cost Adjustment	2,500.	FA	\$ _____	\$ 2,500.00
159	700-70111	F/A Project First Program	1,000.	FA	\$ _____	\$ 1,000.00
160	700-70013	F/A Concrete Pavement Incentive	50,000.	FA	\$ _____	\$ 50,000.00

Bid Schedule: 23652 - Horizon Drive and G Road Roundabout

Item No.	CDOT, City Ref.	Description	Quantity	Units	Unit Price	Total Price
161	700-70010	F/A Minor Contract Revisions	115,600.	FA		\$ 115,600.00
Bid Amount:						\$

Bid Amount:

dollars

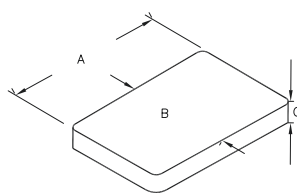
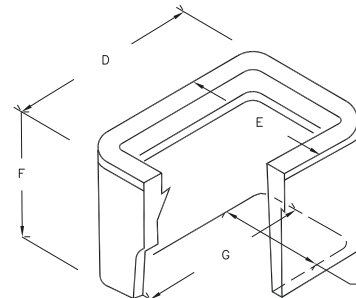


TABLE OF DIMENSIONS (MINIMUMS)									
TYPE	DESCRIPTION	DIMENSIONS (IN.)							
		A	B	C	D	E	F	G	H
1	PULL BOX - (11"X18"X12")	18 1/8	1 1/4	1 3/4	20 1/4	3 3/8	12	15 3/4	8 7/8
2	PULL BOX - (13"X24"X12")	23 1/4	1 3/4	2	25	15 1/2	12	19 1/4	9 3/4
3	PULL BOX - (17"X30"X12")	30 1/2	1 7/8	2	32 1/4	19 1/4	12	26 1/2	13 1/2
4	PULL BOX - (24"X36"X24")	35 5/8	24	3	37 5/8	26	24	30 1/8	18 1/2
5	PULL BOX - (30"X48"X24")	47 5/8	30	3	49 5/8	32 1/8	24	45 5/8	28 1/8



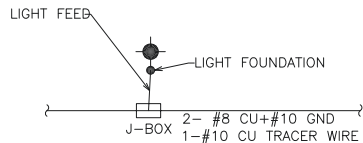
STREET LIGHT, FIBER AND PEDESTRIAN LIGHT PULL BOX

NOTES:

- PULL BOXES, PULL BOX COVERS AND EXTENSIONS SHALL BE MADE OF FIBERGLASS REINFORCED POLYMER CONCRETE. PULL BOXES SHALL BE VERIFIED BY A 3RD PARTY NATIONALLY RECOGNIZED INDEPENDENT TESTING LABORATORY AS MEETING ALL TEST PROVISIONS OF THE LATEST ANSI/SCTE 77 SPECIFICATION FOR UNDERGROUND ENCLOSURE INTEGRITY, TIER 22 RATING. CERTIFICATION DOCUMENTS SHALL BE SUBMITTED WITH MATERIALS SUBMITTALS. THE PULL BOX SHALL HAVE A DETACHABLE COVER WITH A SKID RESISTANT SURFACE AND HAVE THE WORDS ELECTRICAL CAST INTO THE SURFACE. PAINTING THE WORDS SHALL NOT BE ACCEPTED. MARKINGS SHOWING THE TIER 22 RATING MUST BE LABELED OR STENCILED ON THE INSIDE AND OUTSIDE OF THE BOX AND ON THE UNDER SIDE OF THE COVER. THE COVER SHALL BE ATTACHED TO THE PULL BOX BODY BY MEANS OF A MINIMUM 3/8 - 7 UNIFIED NATIONAL COURSE (UNC) STAINLESS STEEL PENTA HEAD BOLTS AND SHALL HAVE TWO LIFT SLOTS TO AID IN THE REMOVAL OF THE LID.
- PULL SLOTS SHALL BE RATED FOR A MINIMUM PULL OUT OF 3,000 POUNDS. MAGNESIUM CHLORIDE TESTS SHOULD BE PERFORMED IN ACCORDANCE WITH THE LATEST ANSI/SCTE 77 SPECIFICATION FOR UNDERGROUND ENCLOSURE INTEGRITY, TIER 22 RATING.
- PROVIDE AT LEAST 6 INCHES OF FEA GRAVEL MEASURED FROM BOTTOM OF PULL BOX FOR DRAINAGE. FEA GRAVEL IS INCLUDED IN PULL BOX PAY ITEM.
- DIMENSIONS SHOWN HERE FOR LAYOUT AND PLANNING PURPOSES. CONTRACTOR SHALL RELY ON MANUFACTURER DETAILS.
- ELECTRIC PULL BOX WILL BE LABELED "ELECTRIC". FIBER PULL BOX WILL BE LABELED "GJ FIBER".
- ELECTRIC WILL BE TYPE 2 AND FIBER WILL BE TYPE 5. REFERENCE DRAWING E11 DETAIL "MARTIN ENTERPRISES 3048 BROADBAND PULLBOX" FOR FIBER PULL BOX OF THIS DRAWING SET.
- WEATHERPROOF TAP SHALL BE INSTALLED ON ALL FIBER CABLES AND SHALL BE INCLUDED IN THE COST OF ELECTRICAL CONDUIT ITEM.
- TRACER WIRE AND PULL ROPE SHALL BE INCLUDED IN THE COST OF ELECTRICAL CONDUIT ITEM.
- MAIN BACKBONE AND LATER FIBER CONDUIT: IF INSTALLATION INCLUDES MULTIPLE RUNS OF CONDUIT, PULL ROPE SHALL BE INSTALLED IN EACH INDIVIDUAL CONDUIT. TRACER WIRE SHALL BE INSTALLED IN ONLY ONE CONDUIT. IF INSTALLATION INCLUDES ONLY ONE RUN OF CONDUIT, PULL ROPE AND TRACER WIRE SHALL BE INSTALLED IN SAME CONDUIT AS FIBER CABLE.

C TYPICAL UTILITY BOX DETAIL

1 NOT TO SCALE



C UTILITY BOX CONNECTION DETAIL

2 NOT TO SCALE

NOTES:

- ALL WIRING TO LIGHTS WILL BE WIRED IN PARALLEL NOT IN SERIES WITH #8 WIRE FEED TO REDUCE VOLTAGE DROP.
- PROVIDE #10 TRACER WIRE IN ALL NEW CONDUIT.

TYPE	MANUFACTURER MODEL NUMBER	APPROVAL	VOLTAGE MOUNTING # OF LAMPS	BALLAST LAMPE TYPE LAMP CAT. #	DESCRIPTION
SA	STERNBERG LIGHTING 1220LEDPT/S4 PT#5SQ14/4A1R35T3/MDL03/SV1/BKT	OWNER REQUESTED	MVCLT POLE 1	ELECTRONIC LED 95	PEDESTRIAN LUMINAIRE, POST TOP MOUNTED, LED, CUTOFF, ORDER POLE SO THAT LAMP HEIGHT S 12' AFG MEASURED AT BOTTOM OF LUMINAIRE
SB	STERNBERG LIGHTING 2-1220LED/HCT/5SQ /16"2"/4A1R35T3/MDL03/SV1/BKT	OWNER REQUESTED	MVCLT POLE 2	ELECTRONIC LED 95	POST ARM MOUNTED PEDESTRIAN LUMINAIRE, LED, CUTOFF, ORDER POLE HEIGHT SO THAT LAMP HEIGHT IS 12' AFG MEASURED AT BOTTOM OF LUMINAIRE.
SC	AMERICAN ELECTRIC LIGHTING AT3M-P40-MVOLT-R3-4-3K-P7-SH-BAA	OWNER REQUESTED	MVCLT POLE 1	ELECTRONIC LED 135W	ROAD WAY LUMINAIRE, LED, ORDER POLE SO THAT LAMP HEIGHT IS 30' AFG MEASURED AT BOTTOM OF LUMINAIRE. LUMINAIRE TO HAVE SINGLE 10' ARM. PURCHASED AND INSTALLED BY XCEL ELECTRIC.
SD	AMERICAN ELECTRIC LIGHTING AT3M-P40-MVOLT-R3-4-3K-P7-SH-BAA	OWNER REQUESTED	MVCLT DUAL ARM POLE 2	ELECTRONIC LED 270W	ROAD WAY LUMINAIRE, LED, ORDER POLE SO THAT LAMP HEIGHT IS 30' AFG MEASURED AT BOTTOM OF LUMINAIRE. DUAL LUMINAIRES TO BE MOUNTED TO TWO 10' ARMS. PURCHASED AND INSTALLED BY XCEL ELECTRIC.



Know what's below. Call before you dig.

Print Date: 10/16/2023	Sheet Revisions			Colorado Department of Transportation	AS CONSTRUCTED	HORIZON DR AND G RD ROUNDABOUT ELECTRICAL DETAILS		Project No./Code
File Name:	Date: 12/19/24	Comments: CLARIFIED FIBER TYPE	Init.		No Revisions:			SHE M555-034
Horiz. Scale: AS SHOWN	Vert. Scale: 1				Revised:	Designer: AJM	Structure Numbers	23652
Unit Information: City of GJ Unit Leader Initials: LF				Void:	Detailer: AJM			E10
ACM CONSULTING AND ENGINEERING PH: (970) 245-7292 EMAIL: JOELM@ACMengrs.COM				Region 3	RBB	Sheet Subset: LIGHTING	Subset Sheets: 10 of 16	



Purchasing Division

ADDENDUM NO. 3

DATE: January 7, 2025
FROM: City of Grand Junction Purchasing Division
TO: All Offerors
RE: Horizon Drive and G Road Roundabout IFB-5548-24-DD

Offerors responding to the above referenced solicitation are hereby instructed that the requirements have been clarified, modified, superseded, and supplemented as to this date as hereinafter described.

Please make note of the following questions/answers/clarifications:

- 1. Question:** Please verify the materials to be used. Bid tabs show preformed plastic type II and modified epoxy. Neither of these were used on 24 ½ & F ½ roundabout we Are currently working on with the city of Grand Junction. Thermoplastic crosswalk and arrows were contrast thermoplastic.
Answer Epoxy pavement marking paint and preformed type II paint will be removed from the bid schedule. High build pavement marking paint will be used to replace epoxy paint on asphalt surfaces and thermoplastic pavement marking will be used on all concrete in the roundabout, as done on F ½ Parkway
- 2. Question:** I'm having trouble finding where item 73, the concrete pavement fast track, is shown on the plans. Based on the tabulation of surfacing sheets and bid schedule there should be 284 sy but it's not shown on the plans. Can you provide clarification on the location of this item? Can you also provide clarification on the specifications for fast-track paving?
Answer: Fast track concrete pavement is included in the bid schedule to obtain a unit price. It may be approved for use on the project by direction of the project engineer to reduce the duration of traffic control. It shall conform to the requirements for Class P concrete as specified in 601 with the additional requirements: Fast Track Concrete Pavement shall meet the compressive strength requirement of 3000 psi in 24 hours. The Contractor may use admixtures/accelerators per Section 601.05 of the Standard Specifications providing proper documentation is provided by the Concrete Mix Design Engineer (Mix Design Engineer of Record) per Section 601.05.
- 3. Question:** The Force Account item On The Job Trainee, the total is blank even on the revised bid schedule.
Answer: Project OJT requirement is 320 hours. The contractor shall bid on the total price.
- 4. Question:** (Item line 29) Erosion Log (12 Inch) – Is this supposed to be Excelsior or Straw logs?
Answer: Excelsior or straw may be used. The City does not have a preference.
- 5. Question:** (Item line 75) Geogrid Reinforcement – There is no spec or detail given on what type of grid this is supposed to be, could you please verify?
Answer: Geogrid shall be a "Class 1 Geogrid" such as Mirafi BXG110, or approved equivalent. Placement of 506-01020 Geogrid Reinforcement will be as directed by the Project Engineer.

6. Question: Are there any details or specs for 614-80003 RRFB equipment, poles, and foundation for this project?

Answer: Refer to S-614-14 Flashing Beacon and Sign Installations.

*******ATTACHED ADDENDUM 3 REVISED BID SCHEDULE TO BE SUBMITTED WITH BID*******

The original solicitation for the project noted above is amended as noted. All other conditions of the subject remain the same.

Respectfully,



Dolly Daniels, Senior Buyer
City of Grand Junction, Colorado

**Bid Schedule: 23652 - Horizon Drive and G Road Roundabout
ADDENDUM NO. 3**

Item No.	CDOT, City Ref.	Description	Quantity	Units	Unit Price	Total Price
1	201-00000	Clearing and Grubbing	1.	LS		
2	202-00010	Removal of Tree	1.	EA		
3	202-00019	Removal of Inlet	5.	EA		
4	202-00021	Removal of Manhole	2.	EA		
5	202-00035	Removal of Pipe	175.	LF		
6	202-00090	Removal of Delineator	1.	EA		
7	202-00190	Removal of Concrete Median Cover Material	89.	SY		
8	202-00200	Removal of Sidewalk	424.	SY		
9	202-00201	Removal of Curb	555.	LF		
10	202-00202	Removal of Gutter	36.	LF		
11	202-00203	Removal of Curb and Gutter	855.	LF		
12	202-00204	Removal of Curb, Gutter and Sidewalk	1,009.	LF		
13	202-00206	Removal of Concrete Curb Ramp	32.	SY		
14	202-00210	Removal of Concrete Pavement	8.	SY		
15	202-00220	Removal of Asphalt Mat	730.	SY		
16	202-00240	Removal of Asphalt Mat Planing)	6,921.	SY		
17	202-00250	Removal of Pavement Marking	846.	SF		
18	202-00700	Removal of Light Standard	2.	EA		
19	202-00705	Removal of Light Standard Foundation	2.	EA		
20	202-00827	Removal of Pull Box	7.	EA		
21	202-00840	Removal of Traffic Signal Pole	4.	EA		
22	202-00848	Removal of Traffic Signal Controller and Cabinet	1.	EA		
23	203-00010	Unclassified Excavation (Complete In Place)	3,662.	CY		
24	203-00100	Muck Excavation	1,103.	CY		
25	203-01597	Potholing	10.	HOUR		
26	206-00100	Structure Backfill (Class 1)	15.	CY		
27	207-00205	Topsoil	376.	CY		
28	207-00210	Stockpile Topsoil	376.	CY		
29	208-00002	Erosion Log (12 inch)	260.	LF		
30	208-00035	Aggregate Bag	50.	LF		
31	208-00046	Prefabricated Concrete Washout Structure (Type 1)	1.	EA		
32	208-00054	Storm Drain Inlet Protection (Type II	11.	EA		
33	208-00075	Prefabricated Vehicle Tracking Pad	4.	EA		
34	208-00103	Removal and Disposal of Sediment Labor)	20.	HOUR		
35	208-00105	Removal and Disposal of Sediment (Equipment	20.	HOUR		
36	208-00106	Sweeping (Sediment Removal)	60.	HOUR		
37	208-00107	Removal of Trash	20.	HOUR		
38	208-00207	Erosion Control Management ECM	60.	DAY		
39	208-00300	Temporary Berms	400.	LF		
40	209-00600	Dust Palliative Magnesium Chloride)	1,000.	GAL		
41	210-00810	Reset Ground Sign	14.	EA		

**Bid Schedule: 23652 - Horizon Drive and G Road Roundabout
ADDENDUM NO. 3**

Item No.	CDOT, City Ref.	Description	Quantity	Units	Unit Price	Total Price
42	210-02510	Relay Sprinkler System	1.	LS		
43	210-04010	Adjust Manhole	7.	EA		
44	210-04015	Modify Manhole	1.	EA		
45	210-04020	Modify Inlet	1.	EA		
46	210-04050	Adjust Valve Box	2.	EA		
47	212-00706	Seeding (Native) Drill	0.26	AC		
48	212-00050	Sod	60.	SF		
49	213-00065	Mulching (Weed Free Straw)	0.26	AC		
50	213-00061	Mulch Tackifier	52.	LB		
51	213-00440	Metal Landscape Border 1/8 x 4 Inch)	946.	LF		
52	213-00700	Landscape Boulder Small 3'x2'x2')	91.	EA		
53	213-00705	Landscape Boulder Large, 3'x4'x2	1.	EA		
54	213-00705	Metal Plants Special)	12.	EA		
55	214-00000	Landscape Maintenance	1.	LS		
56	214-00215	Deciduous Tree (1.5 Inch Caliper)	1.	EA		
57	214-00350	Deciduous Shrub (5 Gallon Container)	27.	EA		
58	214-00506	Evergreen Tree (6 Foot (Ball and Burlap)	2.	EA		
59	214-00650	Evergreen Shrub (5 Gallon Container)	10.	EA		
60	214-00910	Perennials (1 Gallon Container)	176.	EA		
61	240-00015	Wildlife Biologist	40.	HOUR		
62	250-00224	Hazardous Waster Disposal (Radioactive	35.	CY		
63	304-03000	Aggregate Base Course Class 3)	1,980.	TON		
64	304-06000	Aggregate Base Course Class 6)	3,856.	TON		
65	306-01000	Reconditioning	7,468.	SY		
66	403-00721	Hot Mix Asphalt (Patching) Asphalt	20.	SY		
67	403-34741	Hot Mix Asphalt Grading SX) 75) (PG 64-22)	147.	TON		
68	411-10255	Emulsified Asphalt (Slow-Setting)	80.	GAL		
69	412-00600	Concrete Pavement 6 Inch)	138.	SY		
70	412-00800	Concrete Pavement 8 Inch)	80.	SY		
71	412-01100	Concrete Pavement 11 Inch)	5,707.	SY		
72	412-01105	Concrete Pavement 11 Inch)	475.	SY		
73	412-01120	Concrete Pavement 11 Inch) (Fast Track)	284.	SY		
74	420-00133	Geotextile Separator) (Class 2)	1,650.	SY		
75	506-01020	Geogrid Reinforcement	1,650.	SY		
76	603-50012	12 Inch Plastic Pipe	264.	LF		
77	604-19005	Inlet Special (5 Foot	2.	EA		
78	604-19010	Inlet Special (10 Foot	2.	EA		
79	604-30005	Manhole Slab Base 5 Foot	2.	EA		
80	604-30010	Manhole Slab Base 10 Foot	3.	EA		
81	604-83108	8 Inch Plastic Pipe Sewer (Polyvinyl Chloride)	42.	LF		
82	608-00000	Concrete Sidewalk	1,004.	SY		

**Bid Schedule: 23652 - Horizon Drive and G Road Roundabout
ADDENDUM NO. 3**

Item No.	CDOT, City Ref.	Description	Quantity	Units	Unit Price	Total Price
83	608-00010	Concrete Curb Ramp	139.	SY		
84	608-00015	Detectable Warnings	316.	SF		
85	609-20010	Curb Type 2 (Section B)	610.	LF		
86	609-21023	Curb and Gutter Type 2 (Section II-B) Special)	1,436.	LF		
87	609-21110	Curb and Gutter Type 2 (Section I-B) Special)	2,007.	LF		
88	610-00026	Median Cover Material 6 Inch Patterned Concrete	9,023.	SF		
89	610-00100	Median Edging (Pattern Concrete	445.	LF		
90	612-00041	Delineator Flexible) (Type I	1.	EA		
91	613-01200	2 Inch Electrical Conduit (Plastic)	2,770.	LF		
92	613-01201	2 Inch Electrical Conduit (Plastic) Special)	1,157.	LF		
93	613-01201	3/4 Inch Electrical Conduit (Plastic) Special)	100.	LF		
94	613-07002	Type Two Pull Box	35.	EA		
95	613-07005	Type Five Pull Box	3.	EA		
96	613-10000	Wiring	1.	LS		
97	613-30001	Light Standard and Luminaire Single Post Top (Pedestrian)	8.	EA		
98	613-30002	Light Standard and Luminaire Dual Head (Pedestrian)	8.	EA		
99	613-40012	Light Standard Foundation Special	16.	EA		
100	613-50106	Lighting Control Center Special)	1.	EA		
101	614-00011	Sign Panel Class I	454.4	SF		
102	614-00012	Sign Panel (Class II)	48.	SF		
103	614-01503	Steel Sign Support 2-inch Round)(Post and Socket	44.	EA		
104	614-01573	Steel Sign Support (2-1/2 Inch Round NP-40)(Post & Slipbase)	17.	EA		
105	614-80003	Rectangular Rapid Flashing Beacon	17.	EA		
106	614-84000	Traffic Signal Pedestal Pole Steel	1.	EA		
107	620-00002	Field Office Class 2)	1.	EA		
108	620-00020	Sanitary Facility	1.	EA		
109	621-00450	Detour Pavement	1,700.	SY		
110	623-00162	Drip Emitter Tubing	1,007.	LF		
111	623-00164	Drip Emitter	452.	EA		
112	623-00184	1/2 Inch Flush Unit	55.	EA		
113	623-00600	1-1/2 Inch Plastic Pipe	1,420.	LF		
114	623-00601	1 Inch Plastic Pipe	1,343.	LF		
115	623-00604	4 Inch Plastic Pipe (Irrigation/Sleeve)	240.	LF		
116	623-00606	6 Inch Plastic Pipe (Irrigation/Sleeve)	370.	LF		
117	623-01708	1 Inch Backflow Preventor	1.	EA		
118	623-01808	1 Inch Pressure Reducing Valve	1.	EA		
119	623-01908	1 Inch Strainer	1.	EA		
120	623-02006	3/4 Inch Drain Valve	1.	EA		
121	623-03108	1 Inch Automatic Control Valve	5.	EA		

**Bid Schedule: 23652 - Horizon Drive and G Road Roundabout
ADDENDUM NO. #3**

Item No.	CDOT, City Ref.	Description	Quantity	Units	Unit Price	Total Price
122	623-03112	1-1/2 Inch Automatic Control Valve	1.	EA		
123	623-04000	2-wire Control, including decoders, grounding Special)	1.	LS		
124	623-04002	Power Source Wire	130.	LF		
125	623-04006	3/4 Inch Quick Coupler Valve	5.	EA		
126	623-04520	1-1/2 Inch Ball Valve Special)	5.	EA		
127	623-06900	Valve Box	5.	EA		
128	623-07601	1 Inch Flow Sensor Special)	1.	EA		
129	623-08148	60 Station Automatic Controller Special)	1.	EA		
130	623-09900	Sprinkler System	1.	LS		
131	625-00000	Construction Surveying	1.	LS		
132	626-00000	Mobilization	1.	LS		
133	626-01000	Public Information Services	1.	LS		
134	627-00013	Pavement Marking Paint (High Build)	12.	GAL		
135	627-30407	Preformed Thermoplastic Pavement Marking (Word-Symbol) Special)	776.	SF		
136	627-30411	Preformed Thermoplastic Pavement Marking Special)	2,021.	SF		
137	630-00000	Flagging	90.	DAYS		
138	630-00007	Traffic Control Inspection	30.	DAYS		
139	630-00012	Traffic Control Management	80.	DAYS		
140	630-80336	Barricade (Type 3 M-B) Temporary	12.	EA		
141	630-80341	Construction Traffic Sign (Panel Size A)	126.	EA		
142	630-80342	Construction Traffic Sign (Panel Size B)	44.	EA		
143	630-80343	Construction Traffic Sign (Panel Size C)	8.	EA		
144	630-80344	Construction Sign Panel Special)	112.	SF		
145	630-80355	Portable Message Sign Panel	4.	EA		
146	630-80357	Advance Warning Flashing or Sequencing Arrow Panel B Type)	5.	EA		
147	630-80360	Drum Channelizing Device	140.	EA		
148	630-80364	Drum Channelizing Device With Light (Steady	20.	EA		
149	630-80370	Barrier Temporary	200.	LF		
150	630-80380	Traffic Cone	20.	EA		
151	630-80390	Channelizing Device Special)	90.	EA		
152	630-85010	Impact Attenuator Temporary	2.	EA		
153	632-00000	Night Work Lighting	30.	DAY		
154	700-70023	F/A On The Job Trainee	320.	HOUR	\$	
155	700-70019	F/A Asphalt Cement Cost Adjustment	2,000.	FA		\$ 2,000.00
156	700-70016	F/A Fuel Cost Adjustment	2,500.	FA		\$ 2,500.00
157	700-70111	F/A Project First Program	1,000.	FA		\$ 1,000.00
158	700-70013	F/A Concrete Pavement Incentive	50,000.	FA		\$ 50,000.00
159	700-70010	F/A Minor Contract Revisions	115,600.	FA		\$ 115,600.00
					Bid Amount:	\$

**Bid Schedule: 23652 - Horizon Drive and G Road Roundabout
ADDENDUM NO. 3**

Item No.	CDOT, City Ref.	Description	Quantity	Units	Unit Price	Total Price
----------	--------------------	-------------	----------	-------	------------	-------------

Bid Amount:

_____ dollars



Purchasing Division

ADDENDUM NO. 4

DATE: January 9, 2025
FROM: City of Grand Junction Purchasing Division
TO: All Offerors
RE: Horizon Drive and G Road Roundabout IFB-5548-24-DD

Offerors responding to the above referenced solicitation are hereby instructed that the requirements have been clarified, modified, superseded, and supplemented as to this date as hereinafter described.

Please make note of the following questions/answers/clarifications:

1. **Clarification:** RRFB pole and base shall be revised from the CDOT standard S-614-14 per the redlines attached. Steel poles and bases shall be replaced by aluminum.

**** Attached Details****

The original solicitation for the project noted above is amended as noted. All other conditions of the subject remain the same.

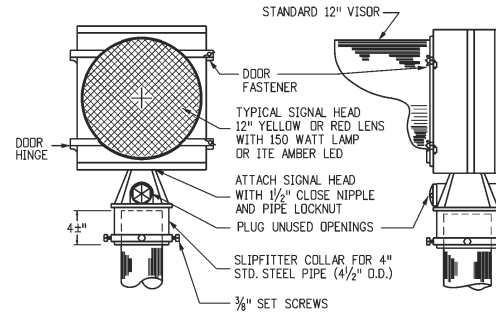
Respectfully,

A handwritten signature in blue ink that reads "Dolly Daniels".

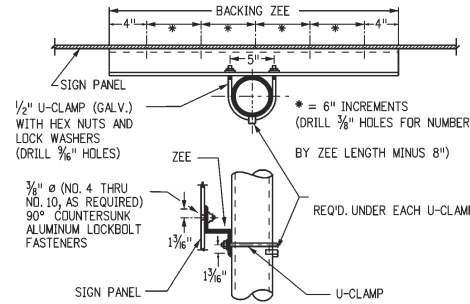
Dolly Daniels, Senior Buyer
City of Grand Junction, Colorado

GENERAL NOTES

- ALL SIGN PANELS USED ON FLASHING BEACONS ARE CLASS II AND SHALL BE FABRICATED IN ACCORDANCE WITH:
 - PANELS SHALL BE SINGLE SHEET ALUMINUM 0.100 MINIMUM THICKNESS.
 - BACKING ZEES ARE 3 IN. X 2 1/2 IN. X 2.33 LBS. PER FT. ALUMINUM.
 - ALL SIGNS SHALL BE FABRICATED USING RETROREFLECTIVE SHEETING CONFORMING TO ASTM D4956. THE TYPE SHALL BE DESCRIBED IN THE STANDARD SPECIFICATIONS AND/OR AS SHOWN ON THE PLANS.
 - BOLTS, U-CLAMPS, NUTS AND METAL WASHERS SHALL BE GALVANIZED OR CADMIUM PLATED.
- INSTALLATION DESIGN CONFORMS WITH AASHTO "STANDARD SPECIFICATIONS FOR STRUCTURAL SUPPORTS FOR HIGHWAY SIGNS, LUMINAIRES AND TRAFFIC SIGNALS" AND SHALL BE FABRICATED IN ACCORDANCE WITH:
 - STEEL PIPE, POST ANCHOR PLATES AND BREAK-AWAY PLATES SHALL CONFORM TO AASHTO M270 (ASTM A709) GRADE 36.
 - HIGH STRENGTH BOLTS, NUTS AND WASHERS SHALL CONFORM TO ASTM-A325 AND SHALL BE GALVANIZED OR CADMIUM PLATED.
 - HOLES SHALL BE DRILLED AND CUTS SHALL PREFERABLY BE SAW CUTS; HOWEVER, FLAME CUTTING WILL BE PERMITTED PROVIDED ALL EDGES ARE GROUND. METAL SHALL NOT PROJECT BEYOND THE PLANE OF THE PLATE FACE ON BREAK-AWAY PLATES.
 - ALL WELDING IS TO BE CONTINUOUS AND IN ACCORDANCE WITH CURRENT AWS SPECIFICATIONS.
 - A "KEEPER PLATE" OF THIN (28 GAGE) GALVANIZED SHEET METAL, FABRICATED TO MATCH BREAK-AWAY PLATE DIMENSIONS BUT WITH HOLES RATHER THAN SLOTS, SHALL BE USED TO RESTRAIN BOLT LOOSENING DUE TO WIND VIBRATION.
 - PIPE LENGTH VARIES WITH VERTICAL PLACEMENT, MINIMUM GROUND CLEARANCE (7 FT.) AND THE SIGN PANEL REQUIRED. IT WILL BE AS SHOWN ON THE PLANS, OR AS DETERMINED BY CROSS-SECTION, OR AS DIRECTED BY THE ENGINEER FOR EACH LOCATION (MAXIMUM LENGTH IS APPROXIMATELY 20 FT.-10 IN. AND MINIMUM LENGTH IS APPROXIMATELY 15 FT.-4 IN. IF LENGTH IS NOT SPECIFIED SUPPLY MAXIMUM - MAY REQUIRE FIELD CUT TO CONFORM TO TYPICAL SIGN PLACEMENT DETAILS).
- CONCRETE FOOTINGS FOR FLASHING BEACON INSTALLATIONS SHALL CONFORM TO "DRILLED CAISSONS" AND "STRUCTURAL CONCRETE" (CLASS "B2").
- ALL ELECTRICAL MATERIALS AND WORKMANSHIP SHALL CONFORM TO THE LATEST REQUIREMENTS OF THE NEC, NEMA, UL OR EIA WHEREVER APPLICABLE; THE COLORADO PUC AND ANY LOCAL CODES OR ORDINANCES WHICH MAY APPLY; AND THE FOLLOWING:
 - THE CONTRACTOR IS TO PROVIDE ALL NECESSARY WIRING WITHIN THE BEACON AND FROM THERE TO THE POWER SOURCE PROVIDED BY THE UTILITY COMPANY. THE UTILITY COMPANY WILL MAKE THE CONNECTION WITH THE CONTRACTOR'S WIRING.
 - THE ELECTRICAL SERVICE BETWEEN THE POWER SOURCE AND THE FLASHING BEACON SHALL BE UNDERGROUND UNLESS AN AERIAL DROP IS AUTHORIZED BY THE ENGINEER. ALL WIRING EXCLUDING THE AERIAL DROP WIRE SHALL BE IN CONDUIT.
 - THE "FLASHER" SHALL BE HOUSED IN A SUITABLE ENCLOSURE ON THE UTILITY POLE AT THE POWER SOURCE UNLESS THE ENGINEER DIRECTS THAT THE ENCLOSURE BE MOUNTED ON THE BEACON PIPE OR THAT THE DEVICE MAY BE CONTAINED WITHIN THE SIGNAL HEAD ITSELF.
 - A SUITABLE ENCLOSURE FOR THE FLASHER SHALL BE IN ACCORDANCE WITH "A RAIN TIGHT JUNCTION BOX OR CAN, APPROXIMATELY 8 IN. X 8 IN. X 4 IN., SURFACE MOUNT, WITH A FLANGED SCREW ATTACHED COVER, AND FABRICATED FROM NOT LESS THAN 16 GAGE GALVANIZED STEEL".
 - A BUILT-IN RADIO INTERFERENCE SUPPRESSION DEVICE AND A PHOTOCELL SENSOR TYPE SIGNAL LAMP DIMMER SHALL BE PROVIDED FOR EACH FLASHING BEACON.
 - BEACONS SHALL FLASH AT A RATE OF NOT LESS THAN 50 AND NOT MORE THAN 60 TIMES PER MINUTE.
- BREAKAWAY BASE INSTALLATION SHALL BE USED FOR UNI-DIRECTIONAL CONFIGURATION ONLY. PEDESTAL FOUNDATION (AS SHOWN ON SHEET 3). MAY BE USED FOR BOTH UNI-DIRECTIONAL AND BI-DIRECTIONAL CONFIGURATIONS.
- WHEN SPECIFIED IN THE PLANS, SOLAR POWERED SYSTEM MAY BE USED IN PLACE OF AC POWER SYSTEM SHOWN ON THIS SHEET.
- FOR ADVANCE PLACEMENT OF WARNING SIGNS SEE MUTCD SECTION 2C.05 AND TABLE 2C-4.

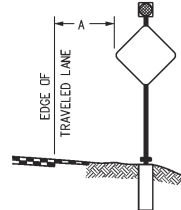


TYPICAL SIGNAL HEAD - 12 INCH LENS



TYPICAL PANEL ATTACHMENT DETAILS

LATERAL PLACEMENT ("A")

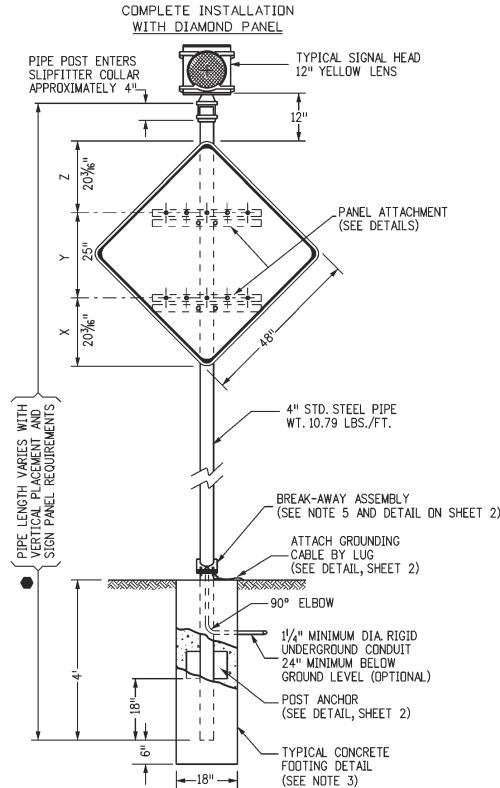


NORMAL LATERAL PLACEMENT "A" FOR WARNING SIGNS IS 12' PLUS CURB OR SHOULDER WIDTH.

NORMAL LATERAL PLACEMENT "A" FOR REGULATORY SIGNS IS 6' PLUS CURB OR SHOULDER WIDTH, OR IF NONE 12' FROM EDGE OF PAVEMENT.

2' SHALL BE CONSIDERED MINIMUM EXCEPT THAT IN URBAN AREAS 1' FROM THE CURB FACE IS PERMISSIBLE WHERE SIDEWALK WIDTH IS LIMITED OR WHERE EXISTING POLES ARE CLOSE TO THE CURB.

REFER TO COLORADO STANDARD PLAN S-614-1 FOR VERTICAL PLACEMENT REQUIREMENTS.



DESCRIPTION	DIMENSIONS (IN.)			LENS TYPE	BACKING ZEES
	X	Y	Z		
36" DIAMETER CIRCLE PANEL (●)	8	20	8	12" YELLOW	20"
48" DIAMETER CIRCLE PANEL (●)	10 1/2	27	10 1/2	12" YELLOW	20"
36" PENTAGON PANEL (◆)	9	20	9	12" YELLOW	20"
48" PENTAGON PANEL (◆)	12	25 3/4	9	12" YELLOW	20"
48" OCTAGON PANEL (●)	12	24	12	12" RED	20"
24" X 48" RECTANGLE PANEL (■)	12	24	12	12" YELLOW	20"

TYPICAL ELEVATION FACING TRAFFIC

TYPICAL SIGN PLACEMENT

Computer File Information	
Creation Date: 07/04/12	
Created By: Butta KEN	
Last Modification Date: 07/31/19	
Last Modified By: EBUTTA	
CAD Ver.: MicroStation V8 Scale: Not to Scale Units: English	

Sheet Revisions	
Date:	Comments

Colorado Department of Transportation

2829 W. Howard Pl.
Denver, CO 80204
Phone: 303-757-9436
FAX: 303-757-9219

Traffic & Safety Engineering MKB

FLASHING BEACON AND SIGN INSTALLATIONS

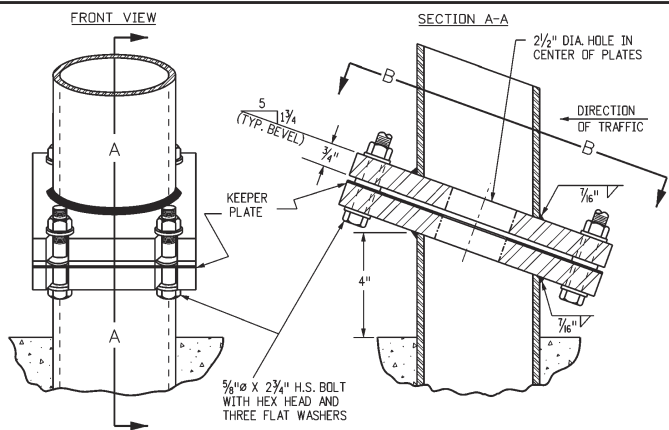
Issued By: Traffic & Safety Engineering Branch July 31, 2019.

STANDARD PLAN NO.

S-614-14

Standard Sheet No. 1 of 4

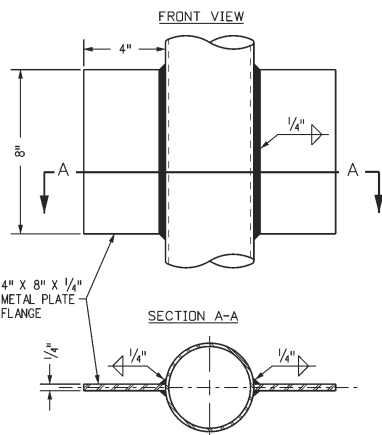
Project Sheet Number:



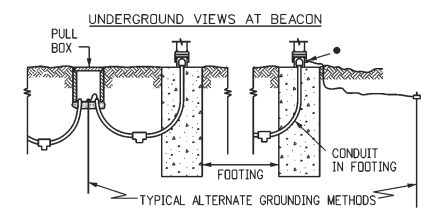
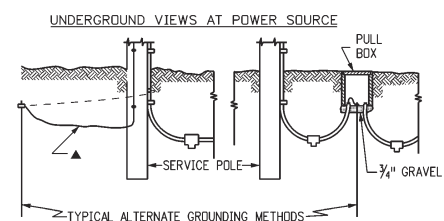
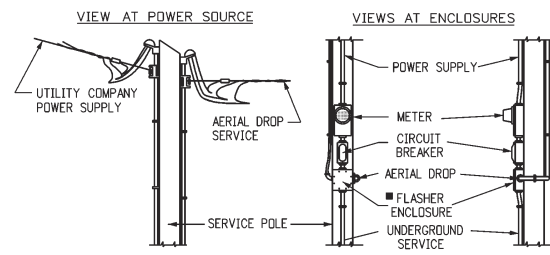
BREAK-AWAY ASSEMBLY BOLTING PROCEDURE

1. ASSEMBLE POST TO FOOTING WITH BOLTS- ONE FLAT WASHER ON EACH BOLT TOP AND BOTTOM, AND ONE FLAT WASHER AND THE KEEPER PLATE BETWEEN THE BREAK-AWAY PLATES. USE BRASS SHIMS TO PLUMB THE POST.
2. TIGHTEN ALL BOLTS TO MAXIMUM POSSIBLE WITH A 12 TO 15 INCH PIPE WRENCH TO BED WASHERS AND SHIMS TO CLEAN BOLT THREADS, THEN LOOSEN EACH BOLT IN TURN AND RETIGHTEN IN A SYSTEMATIC ORDER TO 450 INCH-POUNDS TORQUE.
3. BURR THREADS AT JUNCTION WITH NUT USING A CENTER PUNCH TO PREVENT NUT LOOSENING.

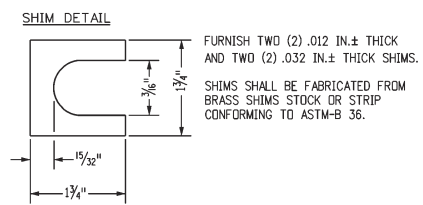
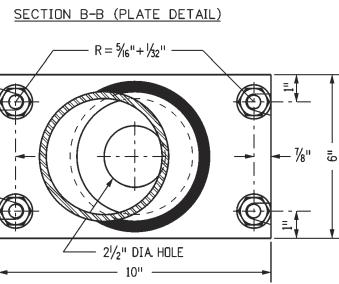
TYPICAL BREAK-AWAY ASSEMBLY DETAILS



POST ANCHOR DETAILS



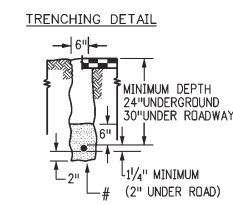
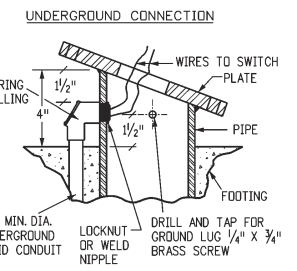
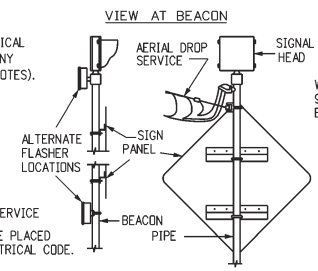
TYPICAL ELECTRICAL SERVICE DETAIL



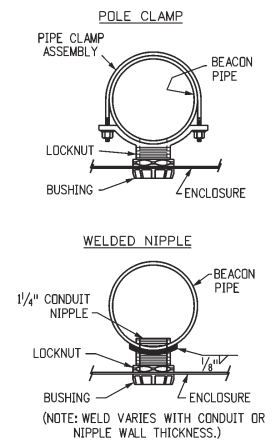
FURNISH TWO (2) .012 IN.± THICK AND TWO (2) .032 IN.± THICK SHIMS. SHIMS SHALL BE FABRICATED FROM BRASS SHIMS STOCK OR STRIP CONFORMING TO ASTM-B 36.

NOTES

- LOCATION AND CONFIGURATION OF ELECTRICAL EQUIPMENT IS DIAGRAMATIC ONLY (USE ANY METHOD COMPLYING WITH THE GENERAL NOTES).
- ▲ EXISTING GROUND AT SERVICE POLE; OTHERWISE PULL THRU CONDUIT OR ATTACH TO CONDUIT AND TAP OFF UNDERGROUND.
 - DRILL AND TAP PIPE FOR 1/4" ROUND HEAD BRASS SCREW, 3/4" LONG, FOR GROUND LUG.
 - PROVIDE WEEP HOLE WITH AERIAL DROP SERVICE
 - # BEDDING MATERIAL FOR CONDUIT SHALL BE PLACED IN ACCORDANCE WITH THE NATIONAL ELECTRICAL CODE.



TYPICAL PIPE ATTACHMENTS



Computer File Information	
Creation Date:	07/04/12
Created By:	Butta KEN
Last Modification Date:	
Last Modified By:	
CAD Ver.:	MicroStation V8 Scale: Not to Scale Units: English

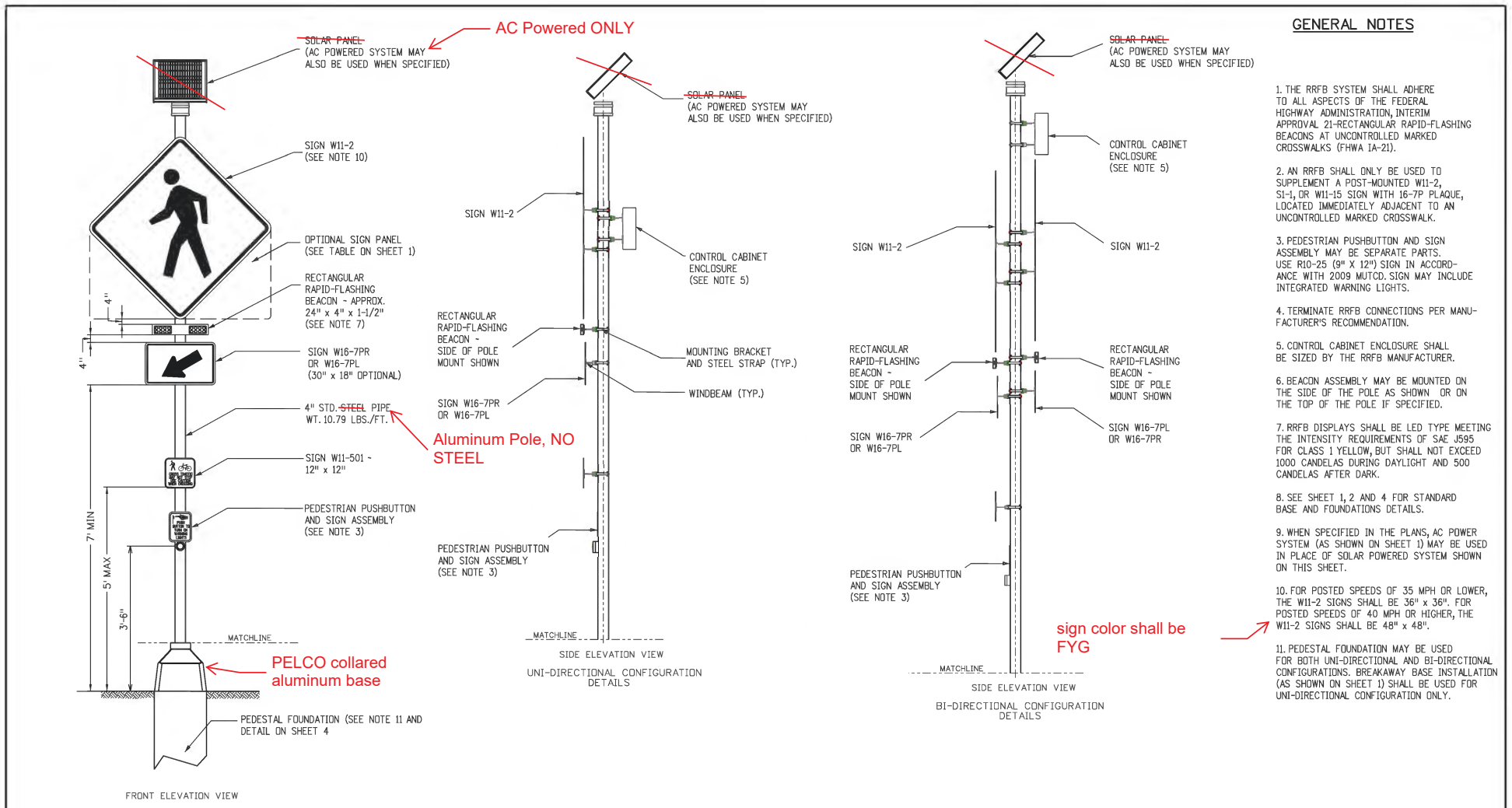
Sheet Revisions	
Date:	Comments

Colorado Department of Transportation

 2829 W. Howard Pl.
 Denver, CO 80204
 Phone: 303-757-9436
 FAX: 303-757-9219
Traffic & Safety Engineering **MKB**

FLASHING BEACON AND SIGN INSTALLATIONS
 Issued By: Traffic & Safety Engineering Branch July 31, 2019.

STANDARD PLAN NO.
 S-614-14
Standard Sheet No. 2 of 4
 Project Sheet Number:



RECTAGULAR RAPID-FLASHING BEACON (RRFB)

Computer File Information	
Creation Date:	07/31/19
Created By:	EButta
Last Modification Date:	
Last Modified By:	
CAD Ver.:	MicroStation V8 Scale: Not to Scale Units: English

Sheet Revisions	
Date:	Comments

Colorado Department of Transportation

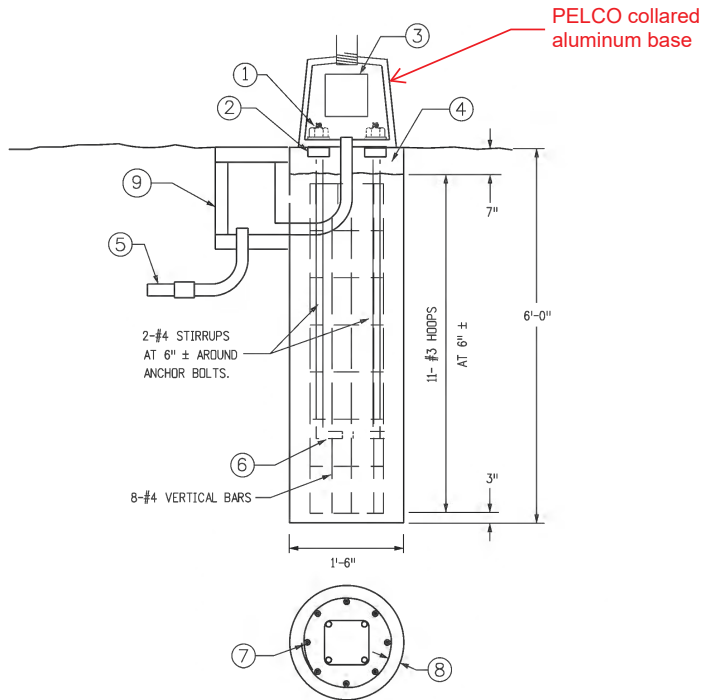
2829 W. Howard Pl.
Denver, CO 80204
Phone: 303-757-9436
FAX: 303-757-9219

Traffic & Safety Engineering MKB

FLASHING BEACON AND SIGN INSTALLATIONS

Issued By: Traffic & Safety Engineering Branch July 31, 2019.

STANDARD PLAN NO.
S-614-14
Standard Sheet No. 3 of 4
Project Sheet Number:



ALTERNATE PEDESTAL BASE INSTALLATION

GENERAL NOTES

- POLE AND PEDESTAL MUST BE DESIGNED TO MEET THE REQUIREMENTS OUTLINED IN THE "STANDARD SPECIFICATIONS FOR STRUCTURAL SUPPORTS FOR HIGHWAY SIGNS LUMINAIRES AND TRAFFIC SIGNALS", PUBLISHED BY AASHTO, FOR A WIND VELOCITY OF 100 MPH. THE CONTRACTOR SHALL SUBMIT TWO SETS OF WORKING DRAWINGS, SIGNED AND SEALED BY A PROFESSIONAL ENGINEER REGISTERED IN THE STATE OF COLORADO, IN ACCORDANCE WITH SECTION 105.02 OF THE STANDARD SPECIFICATIONS FOR ROAD AND BRIDGE CONSTRUCTION.

DESIGN DATA

THE DESIGNS HEREIN ASSUME THAT FLASHING BEACONS ARE INSTALLED WITHIN THE ROADWAY PRISM WITH THE FOLLOWING SOIL PARAMETERS:
 SOIL DENSITY $\gamma = 110 \text{ LB./CU.FT.}$
 SOIL COHESION = 750 LB./SQ.FT. FOR MEDIUM STIFF COHESIVE SOIL
 SOIL ϕ ANGLE = 30 DEG. FOR MEDIUM DENSE COHESIONLESS SOIL
 SF = 3.0 FOR FLEXURAL RESISTANCE

CONTACT THE ENGINEER IF THE FLASHING BEACON WILL NOT BE INSTALLED WITHIN THE ROADWAY PRISM OR IF ANY OF THE FOLLOWING SOIL CONDITIONS ARE ENCOUNTERED DURING DRILLING:

- THE SOIL HAS A HIGH ORGANIC CONTENT OR CONSISTS OF SATURATED SILT AND CLAY.
- THE SITE WON'T SUPPORT THE WEIGHT OF THE DRILLING RIG.
- THE FOUNDATION SOILS ARE NOT HOMOGENOUS.
- FIRM BEDROCK IS ENCOUNTERED.
- A HIGH GROUNDWATER TABLE IS ENCOUNTERED.
- LARGE BOULDERS ARE ENCOUNTERED.

FOOTING DESIGN IS BASED ON 100 MPH WIND LOAD ON A 48 IN. X 48 IN. DIAMOND SIGN PANEL MOUNTED 9 FT. ABOVE THE GROUND, WITH A 24 IN. X 24 IN. RECTANGULAR PLAQUE UNDERNEATH AND A FLASHING BEACON 12 IN. ABOVE. IF A SIGN CONFIGURATION IS PROPOSED THAT EXCEEDS THESE DIMENSIONS, THE FOOTING DESIGN MUST BE ENGINEERED AND SIGNED AND SEALED BY A PROFESSIONAL ENGINEER REGISTERED IN THE STATE OF COLORADO.

FOOTING NOTES

- | | |
|--|---|
| <ol style="list-style-type: none"> ① HEX NUTS ② SQUARE NUTS ③ HAND HOLE SHALL BE PROVIDED. ④ 4 IN. MIN. NON-SHRINKABLE GROUT OVER ROUGH FOUNDATION ⑤ SCHEDULE 80 PVC (24 IN. MIN. DEPTH, 30 IN. MIN. DEPTH UNDER ROADWAY) CONDUIT STUB FROM PULL BOX TO POLE SHALL BE 2" MIN. DIAMETER. | <ol style="list-style-type: none"> ⑥ INSTALL ANCHOR BOLTS (FURNISHED WITH POLE) PER MANUFACTURER'S TEMPLATE PRINT (FURNISHED WITH ORDER) ⑦ MINIMUM OVERLAP OF 12 IN. ⑧ 1-1/2 IN. CLEARANCE FOR HOOPS ⑨ STANDARD PULL BOX... TYPE ??? <p>CAISSON DESIGNS REQUIRE THAT THE CAISSON BE FOUNDED IN COMPACT SAND, CLAY OR SANDY CLAY. IF, BY VISUAL INSPECTION OF THE HOLE, OTHER MATERIAL IS PRESENT, THE CAISSON DESIGN SHALL BE MODIFIED AS DETERMINED BY THE ENGINEER.</p> |
|--|---|

Computer File Information	Sheet Revisions	Colorado Department of Transportation	FLASHING BEACON AND SIGN INSTALLATIONS	STANDARD PLAN NO.
Creation Date: 07/04/12	Date:	2829 W. Howard Pl. Denver, CO 80204 Phone: 303-757-9436 FAX: 303-757-9219	Issued By: Traffic & Safety Engineering Branch July 31, 2019.	S-614-14
Created By: Butta KEN	Comments			Standard Sheet No. 4 of 4
Last Modification Date:				Project Sheet Number:
Last Modified By:				
CAD Ver.: MicroStation V8 Scale: Not to Scale Units: English		Traffic & Safety Engineering MKB		



Purchasing Division

ADDENDUM NO. 5

DATE: January 9, 2025
FROM: City of Grand Junction Purchasing Division
TO: All Offerors
RE: Horizon Drive and G Road Roundabout IFB-5548-24-DD

Offerors responding to the above referenced solicitation are hereby instructed that the requirements have been clarified, modified, superseded, and supplemented as to this date as hereinafter described.

Please make note of the following questions/answers/clarifications:

1. **Clarification:** Question 3 on Addendum 3 dated January 7, 2025, is clarified as follows:

Question: The Force Account item On The Job Trainee, the total is blank even on the revised bid schedule.

Answer: Project OJT requirement is 320 hours. The contractor shall bid on the total price.

CLARIFICATION: *The response shall be revised to state that contractors don't bid on the force account item. They will be reimbursed \$10.00 per hour of OJT for a total of \$3,200 if the OHT requirement is met.*

The original solicitation for the project noted above is amended as noted. All other conditions of the subject remain the same.

Respectfully,

A handwritten signature in blue ink that reads "Dolly Daniels".

Dolly Daniels, Senior Buyer
City of Grand Junction, Colorado



Purchasing Division

ADDENDUM NO. 6

DATE: January 10, 2025
FROM: City of Grand Junction Purchasing Division
TO: All Offerors
RE: Horizon Drive and G Road Roundabout IFB-5548-24-DD

Offerors responding to the above referenced solicitation are hereby instructed that the requirements have been clarified, modified, superseded, and supplemented as to this date as hereinafter described.

Please make note of the following questions/answers/clarifications:

As the City received a number of questions after the inquiry deadline, bid opening will be postponed for one week for the City to review and address the inquiries. The updated submittal deadline for bids is January 17, 2025, at 10am.

**Bid Opening Horizon Dr and G Rd Roundabout
Jan 17, 2025, 10:00 – 10:30 AM (America/Denver)
Please join my meeting from your computer, tablet or smartphone.
<https://meet.goto.com/124354533>
You can also dial in using your phone.
Access Code: 124-354-533
United States: [+1 \(408\) 650-3123](tel:+14086503123)
Join from a video-conferencing room or system.
Meeting ID: 124-354-533
Dial in or type: 67.217.95.2 or inroomlink.goto.com
Or dial directly: 124354533@67.217.95.2 or 67.217.95.2##124354533
Get the app now and be ready when your first meeting starts:
<https://meet.goto.com/install>**

The original solicitation for the project noted above is amended as noted. All other conditions of the subject remain the same.

Respectfully,

A handwritten signature in blue ink that reads "Dolly Daniels".

Dolly Daniels, Senior Buyer
City of Grand Junction, Colorado



Purchasing Division

ADDENDUM NO. 7

DATE: January 14, 2025
FROM: City of Grand Junction Purchasing Division
TO: All Offerors
RE: Horizon Drive and G Road Roundabout IFB-5548-24-DD

Offerors responding to the above referenced solicitation are hereby instructed that the requirements have been clarified, modified, superseded, and supplemented as to this date as hereinafter described.

Please make note of the following questions/answers/clarifications:

1. **Question:** Where can I find the average daily traffic volumes for Horizon Drive and G Road?
Answer: Horizon & G Roundabout Operational Analysis has been posted and is attached.
2. **Question:** Item 42, 210-02510 Relay Sprinkler System – Can you provide clarification on the location?
Answer: This item is to pay for the relay of sprinkler system at 705 Horizon Drive (Azteca's) and 702 Horizon Drive (Starbucks).
3. **Question:** Item 130, 623-09900 Sprinkler System. (Doesn't all the line item for Irrigation 110-129 represent the Sprinkler System)? Or is there additional?
Answer: **Item 130**, 623-09900 Sprinkler System shall be used to pay for the Tree Dripperline irrigation components, which are specified on sheet 6 of 7 on the irrigation sheets.
4. **Question:** No Bid Schedule items for the following on Bid Schedule.
 - a. 212-00032 Soil Conditioning, 0.19 AC.
 - b. 213-00065a Type 1 Inorganic Mulch Rock, 1-1/2" Tan Granite
 - c. 213-00065b Type 2 Inorganic Mulch Rock, 3" Purple La Sal
 - d. 213-00065c Type 3 Inorganic Mulch Rock, 1-2 River Rock**Answer:** The bid schedule has been updated to add the bid items listed above. (attached)
5. **Question:** The project special provisions do not give a detail of the metal plants, Are they from the Desert Steel Company?
Answer: The metal plants have been removed from the scope of this contract. They will be purchased and installed by the City. The bid schedule has been updated to account for the removal.
6. **Question:** The plans call for 1400 hours of flagging, 80 days of TCM and 30 days of TCI The bid schedule calls for **90 days** of flagging, 80 days of TCM and 30 day of TCI The addendums changed the project to 120 working days. So the new bid schedule should read 2100 flagging hours, 120 TCM days and 48 TCI days.

Answer: The bid schedule has been updated to account for the additional Flagging, TCM, and TCI hours.

7. **Question:** With the new clarification on addendum 5, will a new bid schedule be issued?

Answer: The bid schedule has been updated to address Addendum 5's clarification.

8. **Question:** bid #76 12" plastic pipe- plans note PVC, will HDPE corrugated be accepted as an alternate?

Answer: HDPE will not be accepted as an alternate.

Attachments:

A: Revised Bid Schedule. Submit this bid schedule with your bid on 1/17/25 prior to 10:00 AM

B: Horizon Dr and G Road Roundabout Operational Analysis

The original solicitation for the project noted above is amended as noted. All other conditions of the subject remain the same.

Respectfully,



Dolly Daniels, Senior Buyer
City of Grand Junction, Colorado

**Bid Schedule: 23652 - Horizon Drive and G Road Roundabout
Addendum No. 7**

Item No.	CDOT, City Ref.	Description	Quantity	Units	Unit Price	Total Price
1	201-00000	Clearing and Grubbing	1.	LS		
2	202-00010	Removal of Tree	1.	EA		
3	202-00019	Removal of Inlet	5.	EA		
4	202-00021	Removal of Manhole	2.	EA		
5	202-00035	Removal of Pipe	175.	LF		
6	202-00090	Removal of Delineator	1.	EA		
7	202-00190	Removal of Concrete Median Cover Material	89.	SY		
8	202-00200	Removal of Sidewalk	424.	SY		
9	202-00201	Removal of Curb	555.	LF		
10	202-00202	Removal of Gutter	36.	LF		
11	202-00203	Removal of Curb and Gutter	855.	LF		
12	202-00204	Removal of Curb, Gutter and Sidewalk	1,009.	LF		
13	202-00206	Removal of Concrete Curb Ramp	32.	SY		
14	202-00210	Removal of Concrete Pavement	8.	SY		
15	202-00220	Removal of Asphalt Mat	730.	SY		
16	202-00240	Removal of Asphalt Mat (Planing)	6,921.	SY		
17	202-00250	Removal of Pavement Marking	846.	SF		
18	202-00700	Removal of Light Standard	2.	EA		
19	202-00705	Removal of Light Standard Foundation	2.	EA		
20	202-00827	Removal of Pull Box	7.	EA		
21	202-00840	Removal of Traffic Signal Pole	4.	EA		
22	202-00848	Removal of Traffic Signal Controller and Cabinet	1.	EA		
23	203-00010	Unclassified Excavation (Complete In Place)	3,662.	CY		
24	203-00100	Muck Excavation	1,103.	CY		
25	203-01597	Potholing	10.	HOUR		
26	206-00100	Structure Backfill (Class 1)	15.	CY		
27	207-00205	Topsoil	376.	CY		
28	207-00210	Stockpile Topsoil	376.	CY		
29	208-00002	Erosion Log (12 inch)	260.	LF		
30	208-00035	Aggregate Bag	50.	LF		
31	208-00046	Prefabricated Concrete Washout Structure (Type 1)	1.	EA		
32	208-00054	Storm Drain Inlet Protection (Type II)	11.	EA		
33	208-00075	Prefabricated Vehicle Tracking Pad	4.	EA		
34	208-00103	Removal and Disposal of Sediment (Labor)	20.	HOUR		
35	208-00105	Removal and Disposal of Sediment (Equipment)	20.	HOUR		
36	208-00106	Sweeping (Sediment Removal)	60.	HOUR		
37	208-00107	Removal of Trash	20.	HOUR		
38	208-00207	Erosion Control Management (ECM)	60.	DAY		
39	208-00300	Temporary Berms	400.	LF		
40	209-00600	Dust Palliative (Magnesium Chloride)	1,000.	GAL		
41	210-00810	Reset Ground Sign	14.	EA		

Bid Schedule: 23652 - Horizon Drive and G Road Roundabout

Item No.	CDOT, City Ref.	Description	Quantity	Units	Unit Price	Total Price
42	210-02510	Relay Sprinkler System	1.	LS		
43	210-04010	Adjust Manhole	7.	EA		
44	210-04015	Modify Manhole	1.	EA		
45	210-04020	Modify Inlet	1.	EA		
46	210-04050	Adjust Valve Box	2.	EA		
47	212-00706	Seeding (Native) Drill	0.26	AC		
48	212-00032	Soil Conditioning	0.19	AC		
49	212-00050	Sod	60.	SF		
50	213-00065	Type 1 Inorganic Mulch Rock, 1-1/2" Tan Granite	77.65	CY		
51	213-00065	Type 2 Inorganic Mulch Rock, 3" Purple La Sal	16.39	CY		
52	213-00065	Type 3 Inorganic Mulch Rock	8.8	CY		
53	213-00061	Mulch Tackifier	52.	LB		
54	213-00440	Metal Landscape Border (1/8 x 4 Inch)	946.	LF		
55	213-00700	Landscape Boulder (Small 3'x2'x2')	91.	EA		
56	213-00705	Landscape Boulder (Large, 3'x4'x2')	1.	EA		
57	214-00000	Landscape Maintenance	1.	LS		
58	214-00215	Deciduous Tree (1.5 Inch Caliper)	1.	EA		
59	214-00350	Deciduous Shrub (5 Gallon Container)	27.	EA		
60	214-00506	Evergreen Tree (6 Foot) (Ball and Burlap)	2.	EA		
61	214-00650	Evergreen Shrub (5 Gallon Container)	10.	EA		
62	214-00910	Perennials (1 Gallon Container)	176.	EA		
63	240-00015	Wildlife Biologist	40.	HOUR		
64	250-00224	Hazardous Waster Disposal (Radioactive)	35.	CY		
65	304-03000	Aggregate Base Course (Class 3)	1,980.	TON		
66	304-06000	Aggregate Base Course (Class 6)	3,856.	TON		
67	306-01000	Reconditioning	7,468.	SY		
68	403-00721	Hot Mix Asphalt (Patching) (Asphalt)	20.	SY		
69	403-34741	Hot Mix Asphalt (Grading SX) (75) (PG 64-22)	147.	TON		
70	411-10255	Emulsified Asphalt (Slow-Setting)	80.	GAL		
71	412-00600	Concrete Pavement (6 Inch)	138.	SY		
72	412-00800	Concrete Pavement (8 Inch)	80.	SY		
73	412-01100	Concrete Pavement (11 Inch)	5,707.	SY		
74	412-01105	Concrete Pavement (11 Inch)	475.	SY		
75	412-01120	Concrete Pavement (11 Inch) (Fast Track)	284.	SY		
76	420-00133	Geotextile (Separator) (Class 2)	1,650.	SY		
77	506-01020	Geogrid Reinforcement	1,650.	SY		
78	603-50012	12 Inch Plastic Pipe	264.	LF		
79	604-19005	Inlet Special (5 Foot)	2.	EA		
80	604-19010	Inlet Special (10 Foot)	2.	EA		

Bid Schedule: 23652 - Horizon Drive and G Road Roundabout

Item No.	CDOT, City Ref.	Description	Quantity	Units	Unit Price	Total Price
81	604-30005	Manhole Slab Base (5 Foot)	2.	EA		
82	604-30010	Manhole Slab Base (10 Foot)	3.	EA		
83	604-83108	8 Inch Plastic Pipe Sewer (Polyvinyl Chloride)	42.	LF		
84	608-00000	Concrete Sidewalk	1,004.	SY		
85	608-00010	Concrete Curb Ramp	139.	SY		
86	608-00015	Detectable Warnings	316.	SF		
87	609-20010	Curb Type 2 (Section B)	610.	LF		
88	609-21023	Curb and Gutter Type 2 (Section II-B) (Special)	1,436.	LF		
89	609-21110	Curb and Gutter Type 2 (Section I-B) (Special)	2,007.	LF		
90	610-00026	Median Cover Material (6 Inch Patterned Concrete)	9,023.	SF		
91	610-00100	Median Edging (Pattern Concrete)	445.	LF		
92	612-00041	Delineator (Flexible) (Type I)	1.	EA		
93	613-01200	2 Inch Electrical Conduit (Plastic)	2,770.	LF		
94	613-01201	2 Inch Electrical Conduit (Plastic) (Special)	1,157.	LF		
95	613-01201	3/4 Inch Electrical Conduit (Plastic) (Special)	100.	LF		
96	613-07002	Type Two Pull Box	35.	EA		
97	613-07005	Type Five Pull Box	3.	EA		
98	613-10000	Wiring	1.	LS		
99	613-30001	Light Standard and Luminaire Single Post Top (Pedestrian)	8.	EA		
100	613-30002	Light Standard and Luminaire Dual Head (Pedestrian)	8.	EA		
101	613-40012	Light Standard Foundation Special	16.	EA		
102	613-50106	Lighting Control Center (Special)	1.	EA		
103	614-00011	Sign Panel (Class I)	454.4	SF		
104	614-00012	Sign Panel (Class II)	48.	SF		
105	614-01503	Steel Sign Support (2-inch Round)(Post and Socket)	44.	EA		
106	614-01573	Steel Sign Support (2-1/2 Inch Round NP-40)(Post & Slipbase)	17.	EA		
107	614-80003	Rectangular Rapid Flashing Beacon	17.	EA		
108	614-84000	Traffic Signal Pedestal Pole Steel	1.	EA		
109	620-00002	Field Office (Class 2)	1.	EA		
110	620-00020	Sanitary Facility	1.	EA		
111	621-00450	Detour Pavement	1,700.	SY		
112	623-00162	Drip Emitter Tubing	1,007.	LF		
113	623-00164	Drip Emitter	452.	EA		
114	623-00184	1/2 Inch Flush Unit	55.	EA		
115	623-00600	1-1/2 Inch Plastic Pipe	1,420.	LF		
116	623-00601	1 Inch Plastic Pipe	1,343.	LF		
117	623-00604	4 Inch Plastic Pipe (Irrigation/Sleeve)	240.	LF		
118	623-00606	6 Inch Plastic Pipe (Irrigation/Sleeve)	370.	LF		

Bid Schedule: 23652 - Horizon Drive and G Road Roundabout

Item No.	CDOT, City Ref.	Description	Quantity	Units	Unit Price	Total Price
119	623-01708	1 Inch Backflow Preventor	1.	EA		
120	623-01808	1 Inch Pressure Reducing Valve	1.	EA		
121	623-01908	1 Inch Strainer	1.	EA		
122	623-02006	3/4 Inch Drain Valve	1.	EA		
123	623-03108	1 Inch Automatic Control Valve	5.	EA		
124	623-03112	1-1/2 Inch Automatic Control Valve	1.	EA		
125	623-04000	2-wire Control, including decoders, grounding (Special)	1.	LS		
126	623-04002	Power Source Wire	130.	LF		
127	623-04006	3/4 Inch Quick Coupler Valve	5.	EA		
128	623-04520	1-1/2 Inch Ball Valve (Special)	5.	EA		
129	623-06900	Valve Box	5.	EA		
130	623-07601	1 Inch Flow Sensor (Special)	1.	EA		
131	623-08148	60 Station Automatic Controller (Special)	1.	EA		
132	623-09900	Sprinkler System	1.	LS		
133	625-00000	Construction Surveying	1.	LS		
134	626-00000	Mobilization	1.	LS		
135	626-01000	Public Information Services	1.	LS		
136	627-00013	Pavement Marking Paint (High Build)	1.	GAL		
137	627-00008	Modified Epoxy Pavement Marking	11.	GAL		
138	627-02010	Preformed Plastic Pavement Marking (Type II)	973.	SF		
139	627-30407	Preformed Thermoplastic Pavement Marking (Word-Symbol) (Special)	776.	SF		
140	627-30411	Preformed Thermoplastic Pavement Marking (Xwalk-Stop Line) (Special)	1,048.	SF		
141	630-00000	Flagging	2,100.	HOUR		
142	630-00007	Traffic Control Inspection	48.	DAYS		
143	630-00012	Traffic Control Management	120.	DAYS		
144	630-80336	Barricade (Type 3 M-B) (Temporary)	12.	EA		
145	630-80341	Construction Traffic Sign (Panel Size A)	126.	EA		
146	630-80342	Construction Traffic Sign (Panel Size B)	44.	EA		
147	630-80343	Construction Traffic Sign (Panel Size C)	8.	EA		
148	630-80344	Construction Sign Panel (Special)	112.	SF		
149	630-80355	Portable Message Sign Panel	4.	EA		
150	630-80357	Advance Warning Flashing or Sequencing Arrow Panel (B Type)	5.	EA		
151	630-80360	Drum Channelizing Device	140.	EA		
152	630-80364	Drum Channelizing Device (With Light) (Steady)	20.	EA		
153	630-80370	Barrier (Temporary)	200.	LF		
154	630-80380	Traffic Cone	20.	EA		
155	630-80390	Channelizing Device (Special)	90.	EA		
156	630-85010	Impact Attenuator (Temporary)	2.	EA		
157	632-00000	Night Work Lighting	30.	DAY		

Bid Schedule: 23652 - Horizon Drive and G Road Roundabout

Item No.	CDOT, City Ref.	Description	Quantity	Units	Unit Price	Total Price
158	700-70023	F/A On The Job Trainee	3,200.	FA		\$ 3,200.00
159	700-70019	F/A Asphalt Cement Cost Adjustment	2,000.	FA		\$ 2,000.00
160	700-70016	F/A Fuel Cost Adjustment	2,500.	FA		\$ 2,500.00
161	700-70111	F/A Project First Program	1,000.	FA		\$ 1,000.00
162	700-70013	F/A Concrete Pavement Incentive	50,000.	FA		\$ 50,000.00
163	700-70010	F/A Minor Contract Revisions	115,600.	FA		\$ 115,600.00

--- --- ---
Bid Amount: \$

Bid Amount: _____ **dollars**



Technical Memorandum

To: Lee Cooper, PE - City of Grand Junction
Ken Haley, PE – City of Grand Junction

From: *Troy Pankratz, PE*

Date: September 9, 2021

Subject: Horizon Drive and G Road / 27 ½ Road Roundabout
Grand Junction, CO
Roundabout Operational Analysis

Introduction and Background

Mead & Hunt has completed a traffic analysis study for the proposed roundabout to be located at the intersection of Horizon Drive and G Road / 27 ½ Road in the City of Grand Junction, Colorado.

Traffic Volumes and Analysis Inputs

The existing traffic turning movement counts for the weekday AM and PM peak periods were collected on February 18, 2021 and provided by the City of Grand Junction. Peak hours were identified as 8:15 AM to 9:15 AM and 4:30 PM to 5:30 PM. City engineering staff provided a 2.0% value for the annual growth projections. Future traffic volumes for the year 2043 were predicted for the intersection by applying this 2.0% annual growth rate linearly for 22 years. A total percentage of 3% articulated trucks was estimated for all approaches utilizing the intersection. See Attachment A for the raw counts and Attachment B for the 2043 forecasted peak hour volumes.

Capacity Analysis

The operation of the roundabout was analyzed with Highway Capacity Software (HCS) Roundabouts Version 7.9.5 which relies on the Highway Capacity Manual procedures for traffic analysis. The HCS capacity analysis data is documented in Attachment C.

The layout of the roundabout intersection would provide two lane entries on the Horizon Drive roadway to accommodate traffic volumes and maintain continuity with the corridor lanes. The G Road approaches were tested as single lane entries but did not provide acceptable operations in the 2043 design year.

Proposed Geometry

The proposed lane configuration consists of two lane entries on both Northbound and Southbound Horizon Drive, a thru/right lane & a left turn lane on Eastbound G Road, and a thru/left & a partial right-

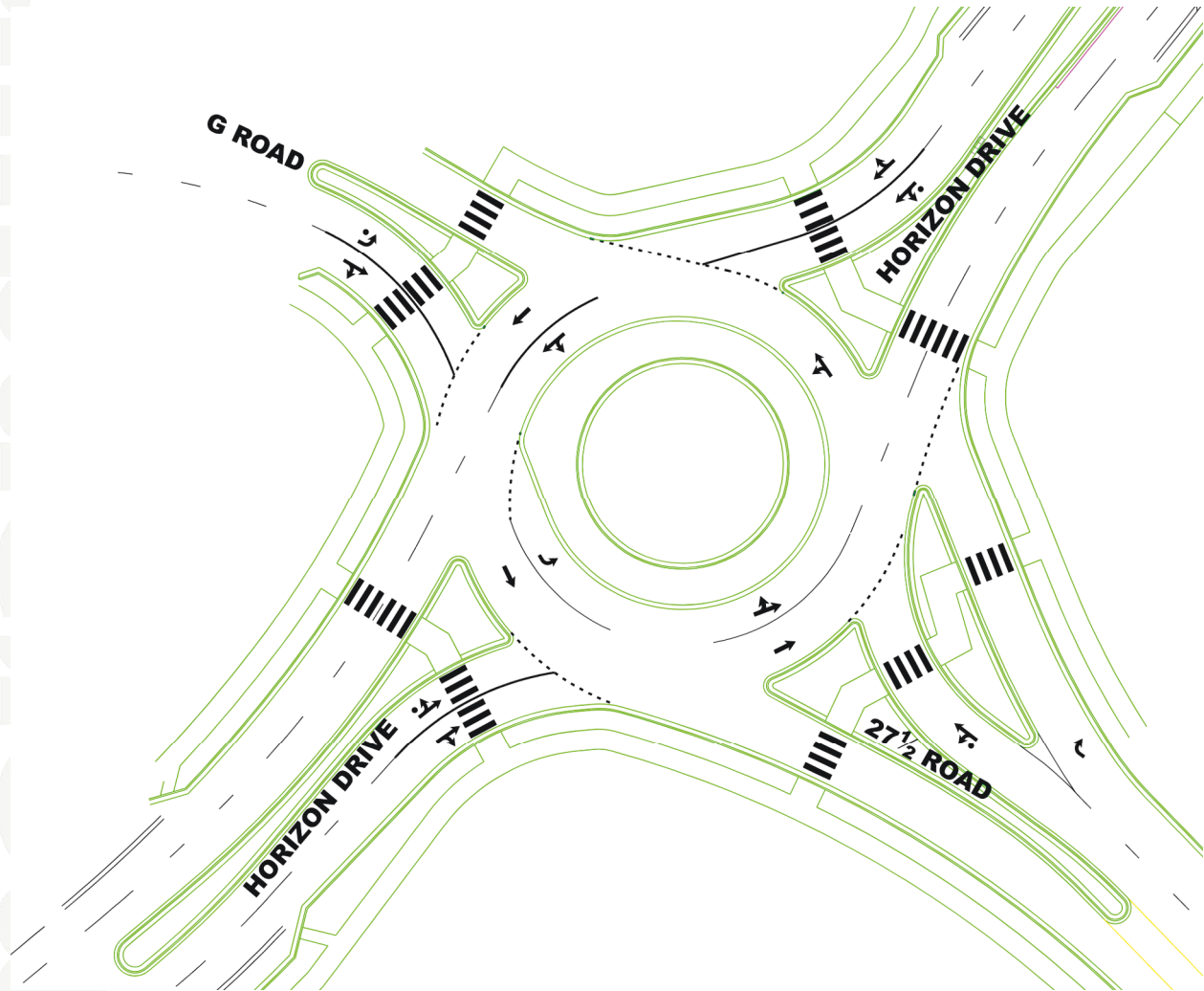
Technical Memorandum

September 9, 2021

Page 2

turn bypass lane on Westbound G Road. A conceptual layout of the proposed lane configuration is shown in Figure 1. A summary of the operations for the G Road single lane test and for the proposed lane configuration is shown in Table 1.

Figure 1 – Proposed Lane Configuration



Technical Memorandum

September 9, 2021

Page 3

Table 1 – Operational Analysis Summary

	2043 AM Peak Hour				2043 PM Peak Hour		
	Approach	LOS	Average Vehicle Delay (sec)	95 th Percentile Queue (veh)	LOS	Average Vehicle Delay (sec)	95 th Percentile Queue (veh)
Roundabout w/ Single Lane Entries on G Road	Eastbound G Road	B	14.9	3.0	F	69.5	11.0
	Westbound G Road	F	78.5	24.3	E	45.7	12.8
	Northbound Horizon Dr.	A	7.8	1.2	D	32.5	7.6
	Southbound Horizon Dr.	A	8.4	2.6	B	14.0	6.9
	Overall	D	34.2		D	30.8	
Roundabout w/ Two Lane Entry on EB G Road & Partial Bypass on WB G Road	Eastbound G Road	B	10.1	1.3	D	26.4	4.9
	Westbound G Road	C	24.2	10.6	C	18.7	5.6
	Northbound Horizon Dr.	A	7.8	1.2	D	32.5	7.6
	Southbound Horizon Dr.	A	8.4	2.6	B	14.0	6.9
	Overall	B	14.1		C	20.9	

*Maximum queue length shown if multiple lane entries analyzed

Attachment A. Raw 2021 Traffic Counts

City of Grand Junction

333 West Avenue
 Grand Junction, CO, 81501
 Transportation Engineering

City of Grand Junction
 2021 Horizon Dr AM-PM TM's

File Name : 2021 Turning Movements
 Site Code : 04444411
 Start Date : 2/18/2021
 Page No : 1

Groups Printed- All Vehicles

Start Time	From North					From East					From South					From West					Int. Total
	Right	Thru	Left	Peds	App. Total	Right	Thru	Left	Peds	App. Total	Right	Thru	Left	Peds	App. Total	Right	Thru	Left	Peds	App. Total	
07:15 AM	6	50	32	0	88	77	26	4	0	107	6	35	1	0	42	0	10	12	0	22	259
07:30 AM	12	84	52	0	148	88	28	13	0	129	1	53	0	0	54	1	38	15	0	54	385
07:45 AM	8	116	48	0	172	120	34	19	0	173	4	72	0	0	76	1	27	27	0	55	476
Total	26	250	132	0	408	285	88	36	0	409	11	160	1	0	172	2	75	54	0	131	1120
08:00 AM	14	118	50	0	182	132	42	8	0	182	8	92	1	0	101	1	39	23	0	63	528
*** BREAK ***																					
Total	14	118	50	0	182	132	42	8	0	182	8	92	1	0	101	1	39	23	0	63	528
*** BREAK ***																					
04:30 PM	17	114	99	1	231	66	27	10	0	103	10	90	5	1	106	4	38	15	0	57	497
04:45 PM	18	100	101	3	222	60	23	9	1	93	21	122	2	1	146	0	40	15	1	56	517
Total	35	214	200	4	453	126	50	19	1	196	31	212	7	2	252	4	78	30	1	113	1014
05:00 PM	19	107	90	1	217	68	27	9	0	104	20	116	5	0	141	1	40	21	0	62	524
05:15 PM	24	130	132	1	287	57	24	10	0	91	20	121	1	0	142	6	38	19	0	63	583
Grand Total	118	819	604	6	1547	668	231	82	1	982	90	701	15	2	808	14	270	147	1	432	3769
Apprch %	7.6	52.9	39	0.4		68	23.5	8.4	0.1		11.1	86.8	1.9	0.2		3.2	62.5	34	0.2		
Total %	3.1	21.7	16	0.2	41	17.7	6.1	2.2	0	26.1	2.4	18.6	0.4	0.1	21.4	0.4	7.2	3.9	0	11.5	



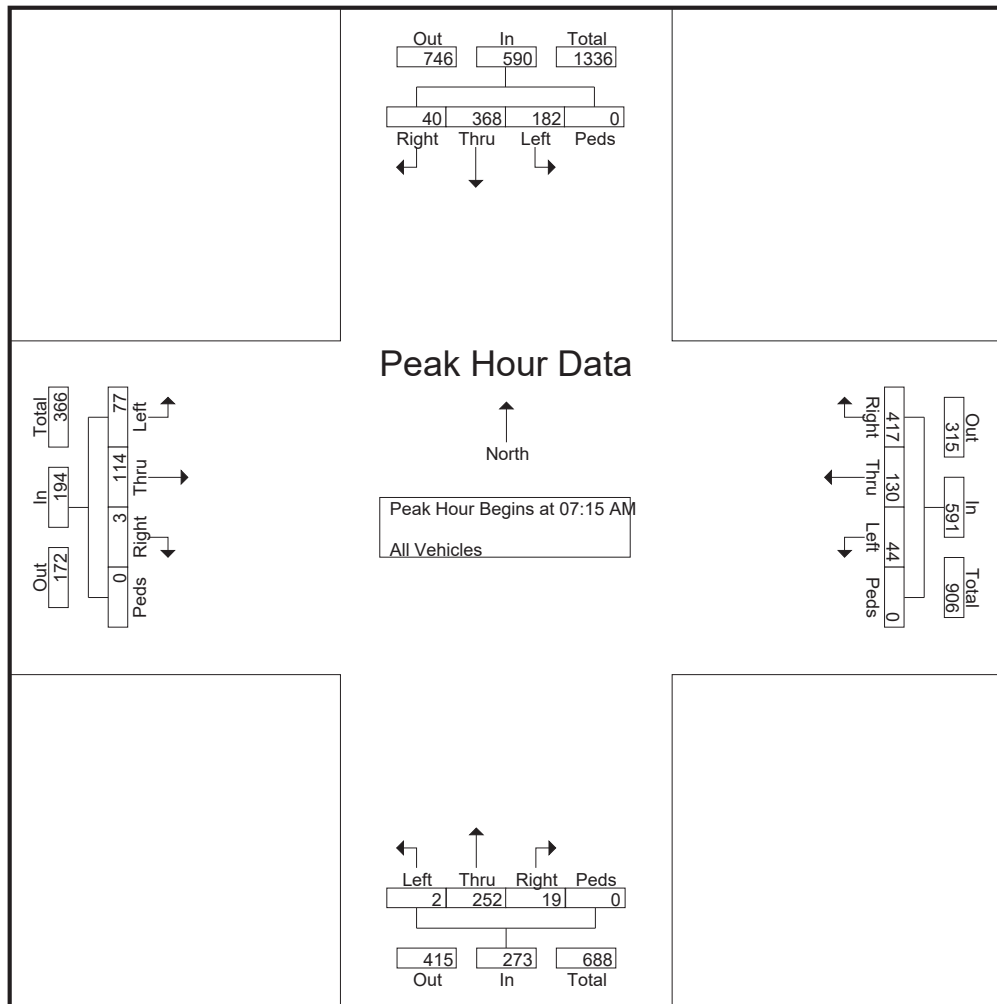
City of Grand Junction

333 West Avenue
Grand Junction, CO, 81501
Transportation Engineering

City of Grand Junction
2021 Horizon Dr AM-PM TM's

File Name : 2021 Turning Movements
Site Code : 04444411
Start Date : 2/18/2021
Page No : 2

Start Time	From North					From East					From South					From West					
	Right	Thru	Left	Peds	App. Total	Right	Thru	Left	Peds	App. Total	Right	Thru	Left	Peds	App. Total	Right	Thru	Left	Peds	App. Total	Int. Total
Peak Hour Analysis From 07:15 AM to 11:45 AM - Peak 1 of 1																					
Peak Hour for Entire Intersection Begins at 07:15 AM																					
07:15 AM	6	50	32	0	88	77	26	4	0	107	6	35	1	0	42	0	10	12	0	22	259
07:30 AM	12	84	52	0	148	88	28	13	0	129	1	53	0	0	54	1	38	15	0	54	385
07:45 AM	8	116	48	0	172	120	34	19	0	173	4	72	0	0	76	1	27	27	0	55	476
08:00 AM	14	118	50	0	182	132	42	8	0	182	8	92	1	0	101	1	39	23	0	63	528
Total Volume	40	368	182	0	590	417	130	44	0	591	19	252	2	0	273	3	114	77	0	194	1648
% App. Total	6.8	62.4	30.8	0		70.6	22	7.4	0		7	92.3	0.7	0		1.5	58.8	39.7	0		
PHF	.714	.780	.875	.000	.810	.790	.774	.579	.000	.812	.594	.685	.500	.000	.676	.750	.731	.713	.000	.770	.780



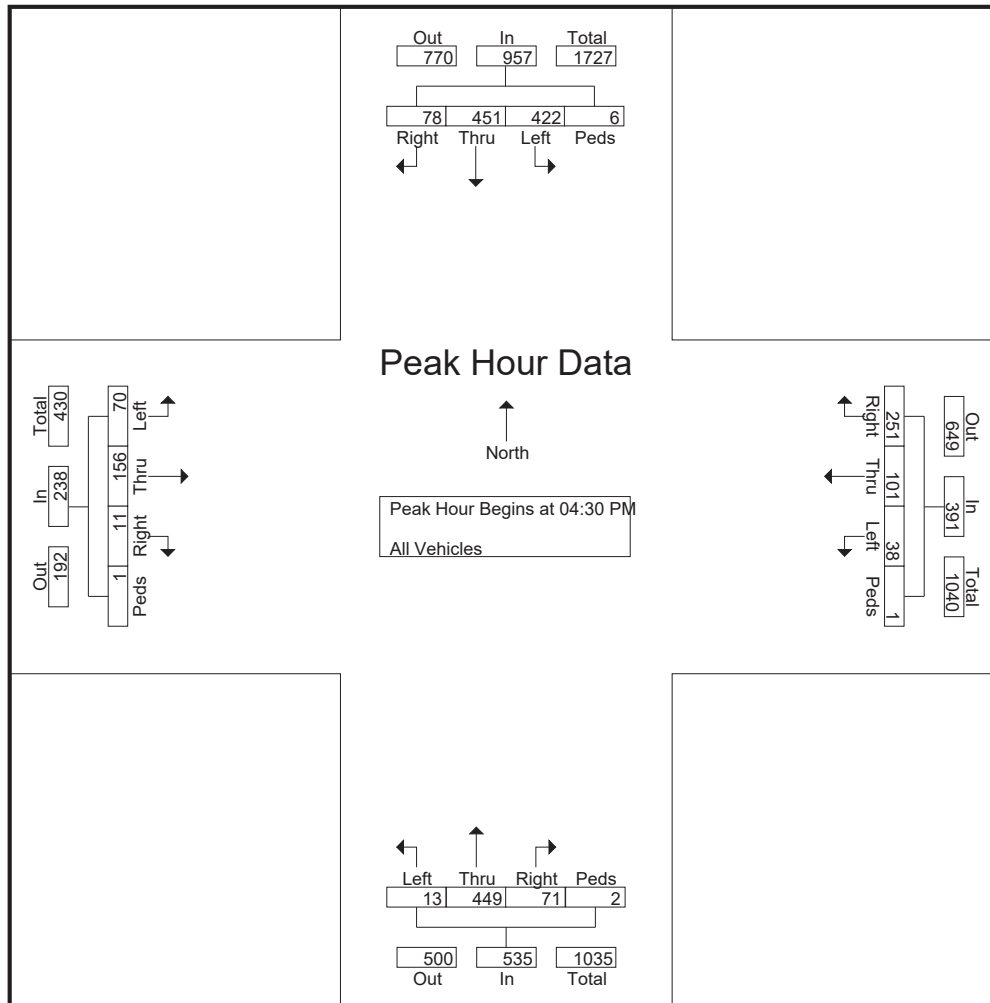
City of Grand Junction

333 West Avenue
 Grand Junction, CO, 81501
Transportation Engineering

City of Grand Junction
 2021 Horizon Dr AM-PM TM's

File Name : 2021 Turning Movements
 Site Code : 04444411
 Start Date : 2/18/2021
 Page No : 3

Start Time	From North					From East					From South					From West					Int. Total
	Right	Thru	Left	Peds	App. Total	Right	Thru	Left	Peds	App. Total	Right	Thru	Left	Peds	App. Total	Right	Thru	Left	Peds	App. Total	
Peak Hour Analysis From 12:00 PM to 05:15 PM - Peak 1 of 1																					
Peak Hour for Entire Intersection Begins at 04:30 PM																					
04:30 PM	17	114	99	1	231	66	27	10	0	103	10	90	5	1	106	4	38	15	0	57	497
04:45 PM	18	100	101	3	222	60	23	9	1	93	21	122	2	1	146	0	40	15	1	56	517
05:00 PM	19	107	90	1	217	68	27	9	0	104	20	116	5	0	141	1	40	21	0	62	524
05:15 PM	24	130	132	1	287	57	24	10	0	91	20	121	1	0	142	6	38	19	0	63	583
Total Volume	78	451	422	6	957	251	101	38	1	391	71	449	13	2	535	11	156	70	1	238	2121
% App. Total	8.2	47.1	44.1	0.6		64.2	25.8	9.7	0.3		13.3	83.9	2.4	0.4		4.6	65.5	29.4	0.4		
PHF	.813	.867	.799	.500	.834	.923	.935	.950	.250	.940	.845	.920	.650	.500	.916	.458	.975	.833	.250	.944	.910



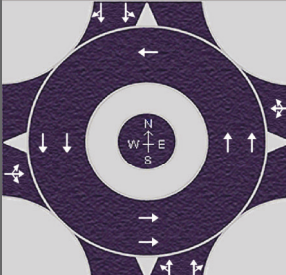
Attachment B. 2021 Existing Counts and 2043 Projected Peak Hour Volumes

Traffic Volumes



Attachment C. HCS Capacity Analysis Output

HCS7 Roundabouts Report

General Information				Site Information				
Analyst	Mead & Hunt				Intersection	HORIZON DRIVE AND G RO...		
Agency or Co.	Grand Junction, CO				E/W Street Name	G ROAD		
Date Performed	8/25/2021				N/S Street Name	HORIZON DRIVE		
Analysis Year	2043				Analysis Time Period (hrs)	0.25		
Time Analyzed	AM				Peak Hour Factor	0.90		
Project Description	2% GROWTH 1 LANE				Jurisdiction			

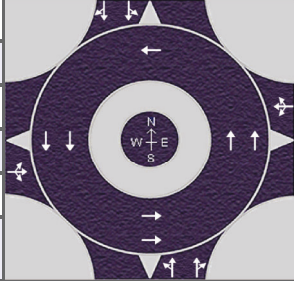
Volume Adjustments and Site Characteristics																
Approach	EB				WB				NB				SB			
	U	L	T	R	U	L	T	R	U	L	T	R	U	L	T	R
Number of Lanes (N)	0	0	1	0	0	0	1	0	0	0	2	0	0	0	2	0
Lane Assignment	LTR				LTR				LT		TR		LT		TR	
Volume (V), veh/h	0	111	164	4	0	63	187	600	0	3	363	27	0	262	530	58
Percent Heavy Vehicles, %	3	3	3	3	3	3	3	3	3	3	3	3	3	3	3	3
Flow Rate (v _{PCE}), pc/h	0	127	188	5	0	72	214	687	0	3	415	31	0	300	607	66
Right-Turn Bypass	None				None				None				None			
Conflicting Lanes	2				2				2				1			
Pedestrians Crossing, p/h	0				0				0				0			

Critical and Follow-Up Headway Adjustment													
Approach	EB			WB			NB			SB			
	Left	Right	Bypass	Left	Right	Bypass	Left	Right	Bypass	Left	Right	Bypass	
Critical Headway (s)		4.3276			4.3276		4.6453	4.3276		4.5436	4.5436		
Follow-Up Headway (s)		2.5352			2.5352		2.6667	2.5352		2.5352	2.5352		

Flow Computations, Capacity and v/c Ratios													
Approach	EB			WB			NB			SB			
	Left	Right	Bypass	Left	Right	Bypass	Left	Right	Bypass	Left	Right	Bypass	
Entry Flow (v _e), pc/h		320			973		211	238		457	516		
Entry Volume, veh/h		311			945		205	231		444	501		
Circulating Flow (v _c), pc/h	979			545			615			289			
Exiting Flow (v _{ex}), pc/h	519			283			1229			684			
Capacity (C _{PCE}), pc/h		618			894		767	842		1092	1092		
Capacity (c), veh/h		600			867		744	817		1060	1060		
v/c Ratio (x)		0.52			1.09		0.28	0.28		0.42	0.47		

Delay and Level of Service													
Approach	EB			WB			NB			SB			
	Left	Right	Bypass	Left	Right	Bypass	Left	Right	Bypass	Left	Right	Bypass	
Lane Control Delay (d), s/veh		14.9			78.5		8.0	7.5		7.9	8.8		
Lane LOS		B			F		A	A		A	A		
95% Queue, veh		3.0			24.3		1.1	1.2		2.1	2.6		
Approach Delay, s/veh	14.9			78.5			7.8			8.4			
Approach LOS	B			F			A			A			
Intersection Delay, s/veh LOS	34.2						D						

HCS7 Roundabouts Report

General Information				Site Information				
Analyst	Mead & Hunt				Intersection	HORIZON DRIVE AND G RO...		
Agency or Co.	Grand Junction, CO				E/W Street Name	G ROAD		
Date Performed	8/25/2021				N/S Street Name	HORIZON DRIVE		
Analysis Year	2043				Analysis Time Period (hrs)	0.25		
Time Analyzed	PM				Peak Hour Factor	0.91		
Project Description	2.0% GROWTH 1 LANE				Jurisdiction			

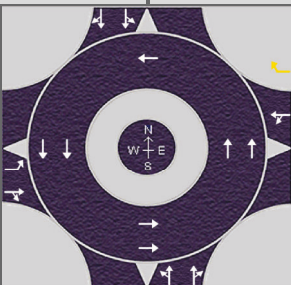
Volume Adjustments and Site Characteristics																
Approach	EB				WB				NB				SB			
	U	L	T	R	U	L	T	R	U	L	T	R	U	L	T	R
Number of Lanes (N)	0	0	1	0	0	0	1	0	0	0	2	0	0	0	2	0
Lane Assignment	LTR				LTR				LT		TR		LT		TR	
Volume (V), veh/h	0	101	225	16	0	55	145	361	0	19	647	102	0	608	649	112
Percent Heavy Vehicles, %	3	3	3	3	3	3	3	3	3	3	3	3	3	3	3	3
Flow Rate (V _{PCE}), pc/h	0	114	255	18	0	62	164	409	0	22	732	115	0	688	735	127
Right-Turn Bypass	None				None				None				None			
Conflicting Lanes	2				2				2				1			
Pedestrians Crossing, p/h	2				2				3				9			

Critical and Follow-Up Headway Adjustment													
Approach	EB			WB			NB			SB			
	Left	Right	Bypass	Left	Right	Bypass	Left	Right	Bypass	Left	Right	Bypass	
Critical Headway (s)		4.3276			4.3276		4.6453	4.3276		4.5436	4.5436		
Follow-Up Headway (s)		2.5352			2.5352		2.6667	2.5352		2.5352	2.5352		

Flow Computations, Capacity and v/c Ratios													
Approach	EB			WB			NB			SB			
	Left	Right	Bypass	Left	Right	Bypass	Left	Right	Bypass	Left	Right	Bypass	
Entry Flow (v _e), pc/h		387			635		408	461		729	822		
Entry Volume, veh/h		376			617		397	447		707	798		
Circulating Flow (v _c), pc/h	1485			868			1057			248			
Exiting Flow (v _{ex}), pc/h	1058			313			1255			815			
Capacity (C _{PCE}), pc/h		402			679		511	578		1133	1133		
Capacity (c), veh/h		390			659		496	561		1091	1091		
v/c Ratio (x)		0.96			0.94		0.80	0.80		0.65	0.73		

Delay and Level of Service													
Approach	EB			WB			NB			SB			
	Left	Right	Bypass	Left	Right	Bypass	Left	Right	Bypass	Left	Right	Bypass	
Lane Control Delay (d), s/veh		69.5			45.7		34.4	30.9		12.4	15.3		
Lane LOS		F			E		D	D		B	C		
95% Queue, veh		11.0			12.8		7.5	7.6		5.0	6.9		
Approach Delay, s/veh	69.5			45.7			32.5			14.0			
Approach LOS	F			E			D			B			
Intersection Delay, s/veh LOS	30.8						D						

HCS7 Roundabouts Report

General Information				Site Information				
Analyst	Mead & Hunt				Intersection	HORIZON DRIVE AND G RO...		
Agency or Co.	Grand Junction, CO				E/W Street Name	G ROAD		
Date Performed	8/25/2021				N/S Street Name	HORIZON DRIVE		
Analysis Year	2043				Analysis Time Period (hrs)	0.25		
Time Analyzed	AM				Peak Hour Factor	0.90		
Project Description	2.0% GROWTH 2 LANE				Jurisdiction			

Volume Adjustments and Site Characteristics

Approach	EB				WB				NB				SB				
	U	L	T	R	U	L	T	R	U	L	T	R	U	L	T	R	
Movement																	
Number of Lanes (N)	0	1	1	0	0	0	1	0	0	0	2	0	0	0	2	0	
Lane Assignment	L		TR		LT				LT		TR		LT		TR		
Volume (V), veh/h	0	111	164	4	0	63	187	600	0	3	363	27	0	262	530	58	
Percent Heavy Vehicles, %	3	3	3	3	3	3	3	3	3	3	3	3	3	3	3	3	
Flow Rate (v _{PCE}), pc/h	0	127	188	5	0	72	214	687	0	3	415	31	0	300	607	66	
Right-Turn Bypass	None				Yielding				None				None				
Conflicting Lanes	2				2				2				1				
Pedestrians Crossing, p/h	0				0				0				0				

Critical and Follow-Up Headway Adjustment

Approach	EB			WB			NB			SB		
	Left	Right	Bypass	Left	Right	Bypass	Left	Right	Bypass	Left	Right	Bypass
Critical Headway (s)	4.6453	4.3276			4.3276	4.9763	4.6453	4.3276		4.5436	4.5436	
Follow-Up Headway (s)	2.6667	2.5352			2.5352	2.6087	2.6667	2.5352		2.5352	2.5352	

Flow Computations, Capacity and v/c Ratios

Approach	EB			WB			NB			SB		
	Left	Right	Bypass	Left	Right	Bypass	Left	Right	Bypass	Left	Right	Bypass
Entry Flow (v _e), pc/h	127	193			286	687	211	238		457	516	
Entry Volume, veh/h	123	187			278	667	205	231		444	501	
Circulating Flow (v _c), pc/h	979			545			615			289		
Exiting Flow (v _{ex}), pc/h	519			283			542			684		
Capacity (C _{PCE}), pc/h	548	618			894	794	767	842		1092	1092	
Capacity (c), veh/h	533	600			867	771	744	817		1060	1060	
v/c Ratio (x)	0.23	0.31			0.32	0.87	0.28	0.28		0.42	0.47	

Delay and Level of Service

Approach	EB			WB			NB			SB		
	Left	Right	Bypass	Left	Right	Bypass	Left	Right	Bypass	Left	Right	Bypass
Lane Control Delay (d), s/veh	9.9	10.3			7.7	31.0	8.0	7.5		7.9	8.8	
Lane LOS	A	B			A	D	A	A		A	A	
95% Queue, veh	0.9	1.3			1.4	10.6	1.1	1.2		2.1	2.6	
Approach Delay, s/veh	10.1			24.2			7.8			8.4		
Approach LOS	B			C			A			A		
Intersection Delay, s/veh LOS	14.1						B					

HCS7 Roundabouts Report

General Information				Site Information				
Analyst	Mead & Hunt				Intersection	HORIZON DRIVE AND G RO...		
Agency or Co.	Grand Junction, CO				E/W Street Name	G ROAD		
Date Performed	8/25/2021				N/S Street Name	HORIZON DRIVE		
Analysis Year	2043				Analysis Time Period (hrs)	0.25		
Time Analyzed	PM				Peak Hour Factor	0.91		
Project Description	2.0% GROWTH				Jurisdiction			

Volume Adjustments and Site Characteristics																
Approach	EB				WB				NB				SB			
	U	L	T	R	U	L	T	R	U	L	T	R	U	L	T	R
Number of Lanes (N)	0	1	1	0	0	0	1	0	0	0	2	0	0	0	2	0
Lane Assignment	L		TR						LT		TR		LT		TR	
Volume (V), veh/h	0	101	225	16	0	55	145	361	0	19	647	102	0	608	649	112
Percent Heavy Vehicles, %	3	3	3	3	3	3	3	3	3	3	3	3	3	3	3	3
Flow Rate (v _{PCE}), pc/h	0	114	255	18	0	62	164	409	0	22	732	115	0	688	735	127
Right-Turn Bypass	None				Yielding				None				None			
Conflicting Lanes	2				2				2				1			
Pedestrians Crossing, p/h	2				2				3				9			

Critical and Follow-Up Headway Adjustment													
Approach	EB			WB			NB			SB			
	Left	Right	Bypass	Left	Right	Bypass	Left	Right	Bypass	Left	Right	Bypass	
Critical Headway (s)	4.6453	4.3276			4.3276	4.9763	4.6453	4.3276		4.5436	4.5436		
Follow-Up Headway (s)	2.6667	2.5352			2.5352	2.6087	2.6667	2.5352		2.5352	2.5352		

Flow Computations, Capacity and v/c Ratios													
Approach	EB			WB			NB			SB			
	Left	Right	Bypass	Left	Right	Bypass	Left	Right	Bypass	Left	Right	Bypass	
Entry Flow (v _e), pc/h	114	273			226	409	408	461		729	822		
Entry Volume, veh/h	111	265			219	397	397	447		707	798		
Circulating Flow (v _c), pc/h	1485			868			1057			248			
Exiting Flow (v _{ex}), pc/h	1058			313			846			815			
Capacity (C _{PCE}), pc/h	344	402			679	582	511	578		1133	1133		
Capacity (c), veh/h	334	390			659	565	496	561		1091	1091		
v/c Ratio (x)	0.33	0.68			0.33	0.70	0.80	0.80		0.65	0.73		

Delay and Level of Service													
Approach	EB			WB			NB			SB			
	Left	Right	Bypass	Left	Right	Bypass	Left	Right	Bypass	Left	Right	Bypass	
Lane Control Delay (d), s/veh	17.7	30.1			9.8	23.5	34.4	30.9		12.4	15.3		
Lane LOS	C	D			A	C	D	D		B	C		
95% Queue, veh	1.4	4.9			1.5	5.6	7.5	7.6		5.0	6.9		
Approach Delay, s/veh	26.4			18.7			32.5			14.0			
Approach LOS	D			C			D			B			
Intersection Delay, s/veh LOS	20.9						C						



NOTICE OF AWARD

Date: February 6, 2025
Company: Sunroc Corporation
Project: Horizon Drive and G Road Roundabout IFB-5548-24-DD

You have been awarded the City of Grand Junction Contract for the Horizon Drive and G Road Roundabout (IFB-5548-24-DD) in the amount of **\$3,989,783.41**.

Please notify Lisa Froshaug, Project Engineer at 970-244-1592 or lisafr@gjcity.org for project scheduling and return to the City Purchasing Division an acknowledged copy of this Notice of Award, signed Contract and Insurance Certificate, as per the contract documents.

CITY OF GRAND JUNCTION, COLORADO

DocuSigned by:
Duane Hoff Jr., Contract Administrator - City of Grand Junction
9F789E7D50F14BC...

SUPPLIER ACKNOWLEDGEMENT

Receipt of this Notice to Award is hereby acknowledged:

Company: Sunroc Corporation

By: *Denny Spencer*
DocuSigned by:
D97F75B38F85418...

Title: Area Manager

Date: 2/12/2025

4. Contractor's Bid Form

Bid Date: 1/17/2025

Project: IFB-5548-24-DD "Horizon Drive and G Road Roundabout"

Bidding Company: SUNROC

Name of Authorized Agent: Mark Green

Email mgreen@sunroc.com

Telephone 970-250-9934 **Address** 2323 River Road

City Grand Junction **State** Co **Zip** 81521

The undersigned Bidder, in compliance with the Invitation for Bids, having examined the Instruction to Bidders, General Contract Conditions, Statement of Work, Specifications, and any and all Addenda thereto, having investigated the location of, and conditions affecting the proposed Work, hereby proposes to furnish all labor, materials and supplies, and to perform all Work for the Project in accordance with Contract Documents, within the time set forth and at the prices stated below. These prices are to cover all expenses incurred in performing the Work required under the Contract Documents, of which this Contractor's Bid Form is a part.

The undersigned Contractor does hereby declare and stipulate that this offer is made in good faith without collusion or connection to any person(s) providing an offer for the same Work, and that it is made in pursuance of, and subject to, all terms and conditions of the Instructions to Bidders, the Specifications, and all other Solicitation Documents, all of which have been examined by the undersigned.

The Contractor also agrees that if awarded the Contract, to provide insurance certificates within ten (10) working days of the date of Notification of Award. Submittal of this offer will be taken by the Owner as a binding covenant that the Contractor will be prepared to complete the project in its entirety.

The Owner reserves the right to make the award on the basis of the offer deemed most favorable, to waive any formalities or technicalities and to reject any or all offers. It is further agreed that this offer may not be withdrawn for a period of sixty (60) calendar days after closing time. Submission of clarifications and revised offers automatically establish a new thirty-day (30) period.

Prices in the bid proposal have not knowingly been disclosed with another provider and will not be prior to award.

- Prices in this bid proposal have been arrived at independently, without consultation, communication, or agreement for the purpose of restricting competition.
- No attempt has been made nor will be to induce any other person or Contractor to submit a bid proposal for the purpose of restricting competition.
- The individual signing this bid proposal certifies it is a legal agent of the Bidder, authorized to represent the Bidder and is legally responsible for the offer with regard to supporting documentation and prices provided.
- Direct purchases by the City of Grand Junction are tax exempt from Colorado Sales or Use Tax. Tax exempt No. 98-03544. The undersigned certifies that no Federal, State, County or Municipal tax will be added to the above quoted prices.
- City of Grand Junction payment terms shall be Net 30 days.
- Prompt payment discount of _____ percent of the net dollar will be offered to the Owner if the invoice is paid within _____ days after the receipt of the invoice. The Owner reserves the right to take into account any such discounts when determining the bid award that are no less than Net 10 days.

RECEIPT OF ADDENDA: the undersigned Contractor acknowledges receipt of Addenda to the Solicitation, Specifications, and other Contract Documents.

State number of Addenda received: SEVEN

It is the responsibility of the Bidder to ensure all Addenda have been received and acknowledged.

By signing below, the Undersigned agree to comply with all terms and conditions contained herein.

Company: Denny Spencer

Authorized Signature: 

Title: Area Manager

The undersigned Bidder proposes to subcontract the following portion of Work:

<u>Name & address of Sub-Contractor</u>	<u>Description of Work to be performed</u>	<u>% of Contract</u>
<u>CC Enterprises</u>	<u>Traffic Control/Permant Signage</u>	<u>10%</u>
<u>Mays Concrete</u>	<u>Concrete</u>	<u>33%</u>
<u>TS&L LLC</u>	<u>Electrical/Traffic Signal Removal</u>	<u>13%</u>
<u>Deep Creek Inc.</u>	<u>Landscaping</u>	<u>3%</u>

The undersigned Bidder acknowledges the right of the City to reject any and all Bids submitted and to waive informalities and irregularities therein in the City's sole discretion.

By submission of the Bid, each Bidder certifies, and in the case of a joint Bid each party thereto certifies as to its own organization, that this Bid has been arrived at independently, without collusion, consultation, communication, or agreement as to any matter relating to this Bid with any other Bidder or with any competitor.

THE AMERICAN INSTITUTE OF ARCHITECTS



AIA Document A310

Bid Bond

KNOW ALL MEN BY THESE PRESENTS, that we **Sunroc Corporation**
2323 River Road
Grand Junction, CO 81505

as Principal, hereinafter called the Principal, and **TRAVELERS CASUALTY & SURETY COMPANY OF AMERICA** a corporation duly organized under the laws of the State of Connecticut as Surety, hereinafter called the Surety, are held and firmly bound unto

City of Grand Junction
244 N 7th Street
Grand Junction, CO 81501


as Obligee, hereinafter called the bligee, in the sum of 5% of Accompanying Bid Dollars (5% of Bid), for the payment of which sum well and truly to be made, the said Principal and the said Surety, bind ourselves, our heirs, executors, administrators, successors and assigns, jointly and severally, firmly by these presents.

WHEREAS, the Principal has submitted a bid for


Horizon Drive & G Road Roundabout


NOW, THEREFORE, if the Obligee shall accept the bid of the Principal and the Principal shall enter into a Contract with the Obligee in accordance with the terms of such bid, and give such bond or bonds as may be specified in the bidding or Contract Documents with good and sufficient surety for the faithful performance of such Contract and for the prompt payment of labor and material furnished in the prosecution thereof, or in the event of the failure of the Principal to enter such Contract and give such bond or bonds, if the Principal shall pay to the Obligee the difference not to exceed the penalty hereof between the amount specified in said bid and such larger amount for which the Obligee may in good faith contract with another party to perform the Work covered by said bid, then this obligation shall be null and void, otherwise to remain in full force and effect.

Signed and sealed this 10th day of **January, 2025**.




(Witness)

Sunroc Corporation
(Principal) (Seal)




(Witness)

TRAVELERS CASUALTY & SURETY COMPANY
OF AMERICA
(Surety) (Seal)


Katlyn Bigelow, Attorney-in-Fact




**Travelers Casualty and Surety Company of America
Travelers Casualty and Surety Company
St. Paul Fire and Marine Insurance Company**

POWER OF ATTORNEY


KNOW ALL MEN BY THESE PRESENTS: That Travelers Casualty and Surety Company of America, Travelers Casualty and Surety Company, and St. Paul Fire and Marine Insurance Company are corporations duly organized under the laws of the State of Connecticut (herein collectively called the "Companies"), and that the Companies do hereby make, constitute and appoint **Katlyn Bigelow** of **SALT LAKE CITY**, **Utah**, their true and lawful Attorney(s)-in-Fact to sign, execute, seal and acknowledge any and all bonds, recognizances, conditional undertakings and other writings obligatory in the nature thereof on behalf of the Companies in their business of guaranteeing the fidelity of persons, guaranteeing the performance of contracts and executing or guaranteeing bonds and undertakings required or permitted in any actions or proceedings allowed by law.

IN WITNESS WHEREOF, the Companies have caused this instrument to be signed, and their corporate seals to be hereto affixed, this **21st** day of **April**, 2021.



State of Connecticut


City of Hartford ss.

By: 
Robert L. Raney, Senior Vice President

On this the **21st** day of **April**, 2021, before me personally appeared **Robert L. Raney**, who acknowledged himself to be the Senior Vice President of each of the Companies, and that he, as such, being authorized so to do, executed the foregoing instrument for the purposes therein contained by signing on behalf of said Companies by himself as a duly authorized officer.

IN WITNESS WHEREOF, I hereunto set my hand and official seal.

My Commission expires the **30th** day of **June**, 2026




Anna P. Nowik, Notary Public

This Power of Attorney is granted under and by the authority of the following resolutions adopted by the Boards of Directors of each of the Companies, which resolutions are now in full force and effect, reading as follows:

RESOLVED, that the Chairman, the President, any Vice Chairman, any Executive Vice President, any Senior Vice President, any Vice President, any Second Vice President, the Treasurer, any Assistant Treasurer, the Corporate Secretary or any Assistant Secretary may appoint Attorneys-in-Fact and Agents to act for and on behalf of the Company and may give such appointee such authority as his or her certificate of authority may prescribe to sign with the Company's name and seal with the Company's seal bonds, recognizances, contracts of indemnity, and other writings obligatory in the nature of a bond, recognizance, or conditional undertaking, and any of said officers or the Board of Directors at any time may remove any such appointee and revoke the power given him or her; and it is


FURTHER RESOLVED, that the Chairman, the President, any Vice Chairman, any Executive Vice President, any Senior Vice President or any Vice President may delegate all or any part of the foregoing authority to one or more officers or employees of this Company, provided that each such delegation is in writing and a copy thereof is filed in the office of the Secretary; and it is


FURTHER RESOLVED, that any bond, recognizance, contract of indemnity, or writing obligatory in the nature of a bond, recognizance, or conditional undertaking shall be valid and binding upon the Company when (a) signed by the President, any Vice Chairman, any Executive Vice President, any Senior Vice President or any Vice President, any Second Vice President, the Treasurer, any Assistant Treasurer, the Corporate Secretary or any Assistant Secretary and duly attested and sealed with the Company's seal by a Secretary or Assistant Secretary; or (b) duly executed (under seal, if required) by one or more Attorneys-in-Fact and Agents pursuant to the power prescribed in his or her certificate or their certificates of authority or by one or more Company officers pursuant to a written delegation of authority; and it is

FURTHER RESOLVED, that the signature of each of the following officers: President, any Executive Vice President, any Senior Vice President, any Vice President, any Assistant Vice President, any Secretary, any Assistant Secretary, and the seal of the Company may be affixed by facsimile to any Power of Attorney or to any certificate relating thereto appointing Resident Vice Presidents, Resident Assistant Secretaries or Attorneys-in-Fact for purposes only of executing and attesting bonds and undertakings and other writings obligatory in the nature thereof, and any such Power of Attorney or certificate bearing such facsimile signature or facsimile seal shall be valid and binding upon the Company and any such power so executed and certified by such facsimile signature and facsimile seal shall be valid and binding on the Company in the future with respect to any bond or understanding to which it is attached.

I, **Kevin E. Hughes**, the undersigned, Assistant Secretary of each of the Companies, do hereby certify that the above and foregoing is a true and correct copy of the Power of Attorney executed by said Companies, which remains in full force and effect.

Dated this **10th** day of **January**, 2024




Kevin E. Hughes, Assistant Secretary

**To verify the authenticity of this Power of Attorney, please call us at 1-800-421-3880.
Please refer to the above-named Attorney(s)-in-Fact and the details of the bond to which this Power of Attorney is attached.**

Colorado Department of Transportation

Anti Collusion Affidavit – Form 606

Instructions: Form to be completed by an authorized agent or Officer for the bidder/Contractor submitting a bid for the Colorado Department of Transportation Project identified below.


Project Number: IFB-5548-24-DD

I hereby attest that I am the person responsible within my firm for the final decision as to the price(s) and amount of this bid or, if not, that I have written authorization, enclosed herewith, from that person to make the statements set out below on their behalf and on behalf of my firm. I further attest that:

1. The price(s) and amount of this bid have been arrived at independently, without consultation, communication, or agreement for the purpose or with the effect of restricting competition with any other firm or person who is a bidder or potential prime bidder.
2. Neither the price(s) nor the amount of this bid have been disclosed to any other firm or person who is a bidder or potential prime bidder on this project and will not be so disclosed prior to bid opening.
3. Neither the prices nor the amount of the bid of any other firm or person who is a bidder or potential prime bidder on this project have been disclosed to me or my firm.
4. No attempt has been made to solicit, cause, or induce any firm or person who is a bidder or potential prime bidder to refrain from bidding on this project, or to submit a bid higher than the bid of this firm, or any intentionally high or noncompetitive bid or other form of complementary bid.
5. No agreement has been promised or solicited for any other firm or person who is a bidder or potential prime bidder on this project to submit an intentionally high, noncompetitive, or other form of complementary bid on this project.
6. The bid of my firm is made in good faith and not pursuant to any consultation, communication, agreement or discussion with, or inducement or solicitation by or from any firm or person to submit any intentionally high, noncompetitive, or other form of complementary bid.
7. My firm has not offered or entered into a subcontract or agreement regarding the purchase or sale of materials or services from any firm or person, or offered, promised or paid cash or anything of value to any firm or person, whether in connection with this or any other project, in consideration for an agreement or promise by any firm or person to refrain from bidding or to submit any intentionally high, noncompetitive or other form of complementary bid or agreeing or promising to do so on this project.
8. My firm has not accepted or been promised any subcontract or agreement regarding the sale of materials or services to any firm or person and has not been promised or paid cash or anything of value by any firm or person, whether in connection with this or any other project, in consideration for my firm's submitting any intentionally high, noncompetitive, or other form of complementary bid, or agreeing or promising to do so, on this project.
9. I have made a diligent inquiry of all members, officers, employees, and agents of my firm with responsibilities relating to the preparation, approval or submission of my firm's bid on this project and have been advised by each of them that he or she has not participated in any communication, consultation, discussion, agreement, collusion, or other conduct inconsistent with any of the statements and representations made in this affidavit.
10. I understand and my firm understands that any misstatement in this affidavit is and shall be treated as a fraudulent concealment from the Colorado Department of Transportation, of the true facts relating to submission of bids for this contract.

Signature Declaration: I declare under penalty of perjury in the second degree, and any other applicable state or federal laws, that the statements made on this document are true and complete to the best of my knowledge.

SUNROC Corporation
 Contractor Company Name


 By

Estimator/Project Manager
 Title

1/9/2025
 Date

 Second Company Name if Joint Venture

 By

 Title

 Date

Colorado Department of Transportation Anticipated DBE Participation Plan (CDOT Form 1414)

Section A. Bidder and DBE Information. This section must be completed by the Bidder.

1. Project S/A No. or PCN Number (5 digit #):	IFB-5548-24-DD	2. FHWA Project # or Subaward Agreement # from COTRAMS (FTA projects):		3. Project Name:	Horizon Drive & G Rd Roundabout
4. Name of Bidder:	SUNROC	5. Bidder's Contact Name:	Mark Green	6. Bidder's Contact Phone #:	970-250-9934
7. Bidder's Contact Email Address:	mgreen@sunroc.com	8. Bid Submission Date:	1/17/25	9. Region:	3
10. DBE Contract Goal:	7%				

Section B. DBE Commitments

9. DBE Commitment Details


DBE Firm Name	Work to be Performed	Commitment Amount	Eligible Participation
CC Enterprises Inc.	Traffic Control	266,825	100%
Total Eligible Participation:			266,825
Total Bid Amount:			363570
Total Eligible Participation Percentage:			#DIV/0!

Section C. Bidder Signature

10. Bidder Representative:

COMMITMENTS LISTED ON THIS FORM SHALL BE BINDING ON THE BIDDER UPON CONTRACT AWARD. IF THE DBE GOAL IS ZERO, DBE COMMITMENTS ARE OPTIONAL AND THE BIDDER IS NOT REQUIRED TO LIST ANY DBE COMMITMENTS ON THIS FORM. This section must be signed by an individual with the authority to contractually bind the Bidder. By signing this form, as an authorized representative of the Bidder, you declare under penalty of perjury in the second degree and any other applicable state or federal laws that the statements made in this document are true and complete to the best of your knowledge. Further, you attest that you understand the following:

CDOT shall not award a contract (or provide its concurrence to award a Local Agency Project) until it has been determined that commitments are sufficient to meet the DBE contract goal or else good faith efforts have been made to meet the goal despite falling short. Once your bid has been submitted, commitments may not be modified or terminated without the approval of CDOT. If selected as the low apparent bidder, you shall submit a CDOT Form 1415 for each commitment listed above. If you have not met the contract goal, you will also be required to submit documentation of all good faith efforts to meet the contract goal. It is your responsibility to ensure that the selected DBEs are certified for the work to be performed and that their eligible participation has been properly counted. Please review your project's DBE requirements for additional information and instructions on calculating eligible participation.

a. Name	b. Title	c. Signature	d. Date
Mark Green	Estimator/Project Mgr.		1/9/2025

**Bid Schedule: 23652 - Horizon Drive and G Road Roundabout
Addendum No. 7**

Item No.	CDOT, City Ref.	Description	Quantity	Units	Unit Price	Total Price
1	201-00000	Clearing and Grubbing	1.	LS	\$3,150.00	\$3,150.00
2	202-00010	Removal of Tree	1.	EA	\$ 625.00	\$625.00
3	202-00019	Removal of Inlet	5.	EA	\$995.00	\$4,975.00
4	202-00021	Removal of Manhole	2.	EA	\$1,850.00	\$3,700.00
5	202-00035	Removal of Pipe	175.	LF	\$ 48.75	\$8,531.25
6	202-00090	Removal of Delineator	1.	EA	\$ 150.00	\$ 150.00
7	202-00190	Removal of Concrete Median Cover Material	89.	SY	\$ 6.00	\$ 534.00
8	202-00200	Removal of Sidewalk	424.	SY	\$ 4.00	\$1,696.00
9	202-00201	Removal of Curb	555.	LF	\$ 3.00	\$1,665.00
10	202-00202	Removal of Gutter	36.	LF	\$ 3.00	\$ 108.00
11	202-00203	Removal of Curb and Gutter	855.	LF	\$ 1.75	\$1,496.25
12	202-00204	Removal of Curb, Gutter and Sidewalk	1,009.	LF	\$ 4.75	\$4,792.75
13	202-00206	Removal of Concrete Curb Ramp	32.	SY	\$ 12.00	\$ 384.00
14	202-00210	Removal of Concrete Pavement	8.	SY	\$ 45.00	\$ 360.00
15	202-00220	Removal of Asphalt Mat	730.	SY	\$ 5.50	\$4,015.00
16	202-00240	Removal of Asphalt Mat (Planing)	6,921.	SY	\$ 4.75	\$32,874.75
17	202-00250	Removal of Pavement Marking	846.	SF	\$ 4.30	\$3,637.80
18	202-00700	Removal of Light Standard	2.	EA	\$ 430.00	\$ 860.00
19	202-00705	Removal of Light Standard Foundation	2.	EA	\$ 585.00	\$1,170.00
20	202-00827	Removal of Pull Box	7.	EA	\$ 305.00	\$2,135.00
21	202-00840	Removal of Traffic Signal Pole	4.	EA	\$1,100.00	\$4,400.00
22	202-00848	Removal of Traffic Signal Controller and Cabinet	1.	EA	\$ 730.00	\$ 730.00
23	203-00010	Unclassified Excavation (Complete In Place)	3,662.	CY	\$ 16.00	\$58,592.00
24	203-00100	Muck Excavation	1,103.	CY	\$ 15.25	\$16,820.75
25	203-01597	Potholing	10.	HOUR	\$ 275.00	\$2,750.00
26	206-00100	Structure Backfill (Class 1)	15.	CY	\$ 110.00	\$1,650.00
27	207-00205	Topsoil	376.	CY	\$ 19.00	\$7,144.00
28	207-00210	Stockpile Topsoil	376.	CY	\$ 12.00	\$4,512.00
29	208-00002	Erosion Log (12 inch)	260.	LF	\$ 6.00	\$1,560.00
30	208-00035	Aggregate Bag	50.	LF	\$ 17.00	\$ 850.00
31	208-00046	Prefabricated Concrete Washout Structure (Type 1)	1.	EA	\$3,500.00	\$3,500.00
32	208-00054	Storm Drain Inlet Protection (Type II)	11.	EA	\$ 150.00	\$1,650.00
33	208-00075	Prefabricated Vehicle Tracking Pad	4.	EA	\$6,350.00	\$25,400.00
34	208-00103	Removal and Disposal of Sediment (Labor)	20.	HOUR	\$ 100.00	\$2,000.00
35	208-00105	Removal and Disposal of Sediment (Equipment)	20.	HOUR	\$ 133.00	\$2,660.00
36	208-00106	Sweeping (Sediment Removal)	60.	HOUR	\$ 130.00	\$7,800.00
37	208-00107	Removal of Trash	20.	HOUR	\$ 102.00	\$2,040.00
38	208-00207	Erosion Control Management (ECM)	60.	DAY	\$ 102.00	\$6,120.00
39	208-00300	Temporary Berms	400.	LF	\$ 1.50	\$ 600.00
40	209-00600	Dust Palliative (Magnesium Chloride)	1,000.	GAL	\$ 1.50	\$1,500.00
41	210-00810	Reset Ground Sign	14.	EA	\$ 275.00	\$3,850.00

Bid Schedule: 23652 - Horizon Drive and G Road Roundabout

Item No.	CDOT, City Ref.	Description	Quantity	Units	Unit Price	Total Price
42	210-02510	Relay Sprinkler System	1.	LS	\$3,050.00	\$3,050.00
43	210-04010	Adjust Manhole	7.	EA	\$ 660.00	\$4,620.00
44	210-04015	Modify Manhole	1.	EA	\$3,700.00	\$3,700.00
45	210-04020	Modify Inlet	1.	EA	\$2,650.00	\$2,650.00
46	210-04050	Adjust Valve Box	2.	EA	\$ 602.00	\$1,204.00
47	212-00706	Seeding (Native) Drill	0.26	AC	\$3,200.00	\$ 832.00
48	212-00032	Soil Conditioning	0.19	AC	\$13,250.00	\$2,517.50
49	212-00050	Sod	60.	SF	\$ 4.00	\$ 240.00
50	213-00065	Type 1 Inorganic Mulch Rock, 1-1/2" Tan Granite	77.65	CY	\$ 136.50	\$10,599.23
51	213-00065	Type 2 Inorganic Mulch Rock, 3" Purple La Sal	16.39	CY	\$ 192.00	\$3,146.88
52	213-00065	Type 3 Inorganic Mulch Rock	8.8	CY	\$ 140.00	\$1,232.00
53	213-00061	Mulch Tackifier	52.	LB	\$ 2.50	\$ 130.00
54	213-00440	Metal Landscape Border (1/8 x 4 Inch)	946.	LF	\$ 9.50	\$8,987.00
55	213-00700	Landscape Boulder (Small 3'x2'x2')	91.	EA	\$ 110.00	\$10,010.00
56	213-00705	Landscape Boulder (Large, 3'x4'x2')	1.	EA	\$ 215.00	\$ 215.00
57	214-00000	Landscape Maintenance	1.	LS	\$3,700.00	\$3,700.00
58	214-00215	Deciduous Tree (1.5 Inch Caliper)	1.	EA	\$ 600.00	\$ 600.00
59	214-00350	Deciduous Shrub (5 Gallon Container)	27.	EA	\$ 92.00	\$2,484.00
60	214-00506	Evergreen Tree (6 Foot) (Ball and Burlap)	2.	EA	\$ 750.00	\$1,500.00
61	214-00650	Evergreen Shrub (5 Gallon Container)	10.	EA	\$ 98.00	\$ 980.00
62	214-00910	Perennials (1 Gallon Container)	176.	EA	\$ 27.00	\$4,752.00
63	240-00015	Wildlife Biologist	40.	HOUR	\$ 110.00	\$4,400.00
64	250-00224	Hazardous Waster Disposal (Radioactive)	35.	CY	\$ 27.00	\$ 945.00
65	304-03000	Aggregate Base Course (Class 3)	1,980.	TON	\$ 29.75	\$58,905.00
66	304-06000	Aggregate Base Course (Class 6)	3,856.	TON	\$ 44.25	\$170,628.00
67	306-01000	Reconditioning	7,468.	SY	\$ 3.00	\$22,404.00
68	403-00721	Hot Mix Asphalt (Patching) (Asphalt)	20.	SY	\$ 293.00	\$5,860.00
69	403-34741	Hot Mix Asphalt (Grading SX) (75) (PG 64-22)	147.	TON	\$ 183.00	\$26,901.00
70	411-10255	Emulsified Asphalt (Slow-Setting)	80.	GAL	\$ 6.00	\$ 480.00
71	412-00600	Concrete Pavement (6 Inch)	138.	SY	\$ 80.00	\$11,040.00
72	412-00800	Concrete Pavement (8 Inch)	80.	SY	\$ 92.00	\$7,360.00
73	412-01100	Concrete Pavement (11 Inch)	5,707.	SY	\$ 143.90	\$821,237.30
74	412-01105	Concrete Pavement (11 Inch)	475.	SY	\$ 265.00	\$125,875.00
75	412-01120	Concrete Pavement (11 Inch) (Fast Track)	284.	SY	\$ 185.00	\$48,840.00
76	420-00133	Geotextile (Separator) (Class 2)	1,650.	SY	\$ 1.95	\$3,217.50
77	506-01020	Geogrid Reinforcement	1,650.	SY	\$ 1.50	\$2,475.00
78	603-50012	12 Inch Plastic Pipe	264.	LF	\$ 116.00	\$30,624.00
79	604-19005	Inlet Special (5 Foot)	2.	EA	\$6,450.00	\$12,900.00
80	604-19010	Inlet Special (10 Foot)	2.	EA	\$9,500.00	\$19,000.00

Bid Schedule: 23652 - Horizon Drive and G Road Roundabout

Item No.	CDOT, City Ref.	Description	Quantity	Units	Unit Price	Total Price
81	604-30005	Manhole Slab Base (5 Foot)	2.	EA	\$6,400.00	\$12,800.00
82	604-30010	Manhole Slab Base (10 Foot)	3.	EA	\$7,725.00	\$23,175.00
83	604-83108	8 Inch Plastic Pipe Sewer (Polyvinyl Chloride)	42.	LF	\$ 77.00	\$3,234.00
84	608-00000	Concrete Sidewalk	1,004.	SY	\$ 80.00	\$80,320.00
85	608-00010	Concrete Curb Ramp	139.	SY	\$ 107.00	\$14,873.00
86	608-00015	Detectable Warnings	316.	SF	\$ 51.00	\$16,116.00
87	609-20010	Curb Type 2 (Section B)	610.	LF	\$ 40.00	\$24,400.00
88	609-21023	Curb and Gutter Type 2 (Section II-B) (Special)	1,436.	LF	\$ 56.00	\$80,416.00
89	609-21110	Curb and Gutter Type 2 (Section I-B) (Special)	2,007.	LF	\$ 52.00	\$104,364.00
90	610-00026	Median Cover Material (6 Inch Patterned Concrete)	9,023.	SF	\$ 23.00	\$207,529.00
91	610-00100	Median Edging (Pattern Concrete)	445.	LF	\$ 23.50	\$10,457.50
92	612-00041	Delineator (Flexible) (Type I)	1.	EA	\$ 68.00	\$ 68.00
93	613-01200	2 Inch Electrical Conduit (Plastic)	2,770.	LF	\$ 29.25	\$81,022.50
94	613-01201	2 Inch Electrical Conduit (Plastic) (Special)	1,157.	LF	\$ 29.25	\$33,842.25
95	613-01201	3/4 Inch Electrical Conduit (Plastic) (Special)	100.	LF	\$ 24.50	\$2,450.00
96	613-07002	Type Two Pull Box	35.	EA	\$1,700.00	\$59,500.00
97	613-07005	Type Five Pull Box	3.	EA	\$4,700.00	\$14,100.00
98	613-10000	Wiring	1.	LS	\$42,200.00	\$42,200.00
99	613-30001	Light Standard and Luminaire Single Post Top (Pedestrian)	8.	EA	\$5,500.00	\$44,000.00
100	613-30002	Light Standard and Luminaire Dual Head (Pedestrian)	8.	EA	\$10,600.00	\$84,800.00
101	613-40012	Light Standard Foundation Special	16.	EA	\$2,500.00	\$40,000.00
102	613-50106	Lighting Control Center (Special)	1.	EA	\$12,000.00	\$12,000.00
103	614-00011	Sign Panel (Class I)	454.4	SF	\$ 29.00	\$13,177.60
104	614-00012	Sign Panel (Class II)	48.	SF	\$ 34.00	\$1,632.00
105	614-01503	Steel Sign Support (2-inch Round)(Post and Socket)	44.	EA	\$ 325.00	\$14,300.00
106	614-01573	Steel Sign Support (2-1/2 Inch Round NP-40)(Post & Slipbase)	17.	EA	\$ 640.00	\$10,880.00
107	614-80003	Rectangular Rapid Flashing Beacon	17.	EA	\$7,800.00	\$132,600.00
108	614-84000	Traffic Signal Pedestal Pole Steel	1.	EA	\$5,100.00	\$5,100.00
109	620-00002	Field Office (Class 2)	1.	EA	\$19,000.00	\$19,000.00
110	620-00020	Sanitary Facility	1.	EA	\$1,500.00	\$1,500.00
111	621-00450	Detour Pavement	1,700.	SY	\$ 56.00	\$95,200.00
112	623-00162	Drip Emitter Tubing	1,007.	LF	\$ 2.80	\$2,819.60
113	623-00164	Drip Emitter	452.	EA	\$ 3.25	\$1,469.00
114	623-00184	1/2 Inch Flush Unit	55.	EA	\$ 80.00	\$4,400.00
115	623-00600	1-1/2 Inch Plastic Pipe	1,420.	LF	\$ 4.00	\$5,680.00
116	623-00601	1 Inch Plastic Pipe	1,343.	LF	\$ 3.50	\$4,700.50
117	623-00604	4 Inch Plastic Pipe (Irrigation/Sleeve)	240.	LF	\$ 17.50	\$4,200.00
118	623-00606	6 Inch Plastic Pipe (Irrigation/Sleeve)	370.	LF	\$ 20.50	\$7,585.00

Bid Schedule: 23652 - Horizon Drive and G Road Roundabout

Item No.	CDOT, City Ref.	Description	Quantity	Units	Unit Price	Total Price
119	623-01708	1 Inch Backflow Preventor	1.	EA	\$4,700.00	\$4,700.00
120	623-01808	1 Inch Pressure Reducing Valve	1.	EA	\$1,350.00	\$1,350.00
121	623-01908	1 Inch Strainer	1.	EA	\$ 165.00	\$ 165.00
122	623-02006	3/4 Inch Drain Valve	1.	EA	\$ 375.00	\$ 375.00
123	623-03108	1 Inch Automatic Control Valve	5.	EA	\$1,000.00	\$5,000.00
124	623-03112	1-1/2 Inch Automatic Control Valve	1.	EA	\$1,300.00	\$1,300.00
125	623-04000	2-wire Control, including decoders, grounding (Special)	1.	LS	\$4,000.00	\$4,000.00
126	623-04002	Power Source Wire	130.	LF	\$ 12.25	\$1,592.50
127	623-04006	3/4 Inch Quick Coupler Valve	5.	EA	\$ 300.00	\$1,500.00
128	623-04520	1-1/2 Inch Ball Valve (Special)	5.	EA	\$ 140.00	\$ 700.00
129	623-06900	Valve Box	5.	EA	\$ 46.00	\$ 230.00
130	623-07601	1 Inch Flow Sensor (Special)	1.	EA	\$2,400.00	\$2,400.00
131	623-08148	60 Station Automatic Controller (Special)	1.	EA	\$10,500.00	\$10,500.00
132	623-09900	Sprinkler System	1.	LS	\$1,300.00	\$1,300.00
133	625-00000	Construction Surveying	1.	LS	\$43,000.00	\$43,000.00
134	626-00000	Mobilization	1.	LS	\$247,000.00	\$247,000.00
135	626-01000	Public Information Services	1.	LS	\$10,000.00	\$10,000.00
136	627-00013	Pavement Marking Paint (High Build)	1.	GAL	\$ 310.00	\$ 310.00
137	627-00008	Modified Epoxy Pavement Marking	11.	GAL	\$ 480.00	\$5,280.00
138	627-02010	Preformed Plastic Pavement Marking (Type II)	973.	SF	\$ 29.00	\$28,217.00
139	627-30407	Preformed Thermoplastic Pavement Marking (Word-Symbol) (Special)	776.	SF	\$ 24.00	\$18,624.00
140	627-30411	Preformed Thermoplastic Pavement Marking (Xwalk-Stop Line) (Special)	1,048.	SF	\$ 22.00	\$23,056.00
141	630-00000	Flagging	2,100.	HOUR	\$ 43.00	\$90,300.00
142	630-00007	Traffic Control Inspection	48.	DAYS	\$ 390.00	\$18,720.00
143	630-00012	Traffic Control Management	120.	DAYS	\$1,705.00	\$204,600.00
144	630-80336	Barricade (Type 3 M-B) (Temporary)	12.	EA	\$ 610.00	\$7,320.00
145	630-80341	Construction Traffic Sign (Panel Size A)	126.	EA	\$ 110.00	\$13,860.00
146	630-80342	Construction Traffic Sign (Panel Size B)	44.	EA	\$ 122.00	\$5,368.00
147	630-80343	Construction Traffic Sign (Panel Size C)	8.	EA	\$ 135.00	\$1,080.00
148	630-80344	Construction Sign Panel (Special)	112.	SF	\$ 48.75	\$5,460.00
149	630-80355	Portable Message Sign Panel	4.	EA	\$2,450.00	\$9,800.00
150	630-80357	Advance Warning Flashing or Sequencing Arrow Panel (B Type)	5.	EA	\$ 850.00	\$4,250.00
151	630-80360	Drum Channelizing Device	140.	EA	\$ 48.50	\$6,790.00
152	630-80364	Drum Channelizing Device (With Light) (Steady)	20.	EA	\$ 55.00	\$1,100.00
153	630-80370	Barrier (Temporary)	200.	LF	\$ 37.00	\$7,400.00
154	630-80380	Traffic Cone	20.	EA	\$ 1.25	\$ 25.00
155	630-80390	Channelizing Device (Special)	90.	EA	\$ 48.00	\$4,320.00
156	630-85010	Impact Attenuator (Temporary)	2.	EA	\$5,700.00	\$11,400.00
157	632-00000	Night Work Lighting	30.	DAY	\$ 675.00	\$20,250.00

Bid Schedule: 23652 - Horizon Drive and G Road Roundabout

Item No.	CDOT, City Ref.	Description	Quantity	Units	Unit Price	Total Price
158	700-70023	F/A On The Job Trainee	3,200.	FA		\$ 3,200.00
159	700-70019	F/A Asphalt Cement Cost Adjustment	2,000.	FA		\$ 2,000.00
160	700-70016	F/A Fuel Cost Adjustment	2,500.	FA		\$ 2,500.00
161	700-70111	F/A Project First Program	1,000.	FA		\$ 1,000.00
162	700-70013	F/A Concrete Pavement Incentive	50,000.	FA		\$ 50,000.00
163	700-70010	F/A Minor Contract Revisions	115,600.	FA		\$ 115,600.00

--- --- ---
Bid Amount: \$ 3,986,083.41

Bid Amount:

Three Million, Nine Hundred Eighty Six Thousand, Eighty Three Dollars and forty one cents

dollars

Bid Summary 23652 - Horizon Drive and G Road Roundabout

Bid Opening: January 17, 2025

By: Lisa Froshaug, Project Engineer

Item No.	CDOT, City Ref.	Description	Quantity	Units	Estimate - City of Grand Junction			Sumroc Corp			KSK LLC			United Companies		
					Unit Price	Extended Price		Unit Price	Extended Price		Unit Price	Extended Price		Unit Price	Extended Price	
1	201-00000	Cleaning and Grubbing	1.	LS	\$ 5,000.00	\$ 5,000.00		\$ 3,150.00	\$ 3,150.00		\$ 5,200.00	\$ 5,200.00	\$ 14,900.00	\$ 14,900.00		
2	202-00010	Removal of Tree	1.	EA	\$ 390.00	\$ 390.00		\$ 625.00	\$ 625.00		\$ 2,000.00	\$ 2,000.00	\$ 1,560.00	\$ 1,560.00		
3	202-00019	Removal of Inlet	5.	EA	\$ 1,330.00	\$ 6,650.00		\$ 995.00	\$ 4,975.00		\$ 1,350.00	\$ 6,750.00	\$ 1,720.00	\$ 8,600.00		
4	202-00021	Removal of Manhole	2.	EA	\$ 1,330.00	\$ 2,660.00		\$ 1,850.00	\$ 3,700.00		\$ 1,600.00	\$ 3,200.00	\$ 2,860.00	\$ 5,720.00		
5	202-00035	Removal of Pipe	175.	LF	\$ 21.00	\$ 3,675.00		\$ 48.75	\$ 8,531.25		\$ 41.00	\$ 7,175.00	\$ 57.00	\$ 9,975.00		
6	202-00090	Removal of Delineator	1.	EA	\$ 100.00	\$ 100.00		\$ 150.00	\$ 150.00		\$ 50.00	\$ 50.00	\$ 89.00	\$ 89.00		
7	202-00190	Removal of Concrete Median Cover Material	89.	SY	\$ 12.50	\$ 1,112.50		\$ 6.00	\$ 534.00		\$ 15.00	\$ 1,335.00	\$ 17.70	\$ 1,575.30		
8	202-00200	Removal of Sidewalk	424.	SY	\$ 8.75	\$ 3,710.00		\$ 4.00	\$ 1,696.00		\$ 15.00	\$ 6,360.00	\$ 19.40	\$ 8,225.60		
9	202-00201	Removal of Curb	555.	LF	\$ 6.75	\$ 3,746.25		\$ 3.00	\$ 1,665.00		\$ 4.00	\$ 2,220.00	\$ 10.30	\$ 5,716.50		
10	202-00202	Removal of Gutter	36.	LF	\$ 13.50	\$ 486.00		\$ 3.00	\$ 108.00		\$ 9.50	\$ 342.00	\$ 21.90	\$ 788.40		
11	202-00203	Removal of Curb and Gutter	855.	LF	\$ 5.80	\$ 4,959.00		\$ 1.75	\$ 1,496.25		\$ 8.20	\$ 7,011.00	\$ 13.00	\$ 11,115.00		
12	202-00204	Removal of Curb, Gutter and Sidewalk	1,009.	LF	\$ 20.00	\$ 20,180.00		\$ 4.75	\$ 4,792.75		\$ 14.00	\$ 14,126.00	\$ 17.15	\$ 17,304.35		
13	202-00206	Removal of Concrete Curb Ramp	32.	SY	\$ 30.80	\$ 985.60		\$ 12.00	\$ 384.00		\$ 18.00	\$ 576.00	\$ 49.25	\$ 1,576.00		
14	202-00210	Removal of Concrete Pavement	8.	SY	\$ 10.15	\$ 81.20		\$ 45.00	\$ 360.00		\$ 65.00	\$ 520.00	\$ 137.00	\$ 1,096.00		
15	202-00220	Removal of Asphalt Mat	730.	SY	\$ 1.80	\$ 1,314.00		\$ 5.50	\$ 4,015.00		\$ 7.50	\$ 5,475.00	\$ 14.00	\$ 10,220.00		
16	202-00240	Removal of Asphalt Mat (Planning)	6,921.	SY	\$ 3.75	\$ 25,953.75		\$ 4.75	\$ 32,874.75		\$ 2.00	\$ 13,842.00	\$ 7.85	\$ 54,329.85		
17	202-00250	Removal of Pavement Marking	846.	SF	\$ 6.95	\$ 5,879.70		\$ 4.30	\$ 3,637.80		\$ 5.00	\$ 4,230.00	\$ 4.00	\$ 3,384.00		
18	202-00700	Removal of Light Standard	2.	EA	\$ 994.71	\$ 1,989.42		\$ 430.00	\$ 860.00		\$ 450.00	\$ 900.00	\$ 400.00	\$ 800.00		
19	202-00705	Removal of Light Standard Foundation	2.	EA	\$ 810.00	\$ 1,620.00		\$ 585.00	\$ 1,170.00		\$ 1,150.00	\$ 2,300.00	\$ 550.00	\$ 1,100.00		
20	202-00827	Removal of Pull Box	7.	EA	\$ 270.00	\$ 1,890.00		\$ 305.00	\$ 2,135.00		\$ 425.00	\$ 2,975.00	\$ 290.00	\$ 2,030.00		
21	202-00840	Removal of Traffic Signal Pole	4.	EA	\$ 3,300.00	\$ 13,200.00		\$ 1,100.00	\$ 4,400.00		\$ 1,650.00	\$ 6,600.00	\$ 1,030.00	\$ 4,120.00		

Bid Summary 23652 - Horizon Drive and G Road Roundabout

Bid Opening: January 17, 2025

By: Lisa Froshaug, Project Engineer

Item No.	CDOT, City Ref.	Description	Quantity	Units	Estimate - City of Grand Junction			Sumroc Corp			KSK LLC			United Companies		
					Unit Price	Extended Price		Unit Price	Extended Price		Unit Price	Extended Price		Unit Price	Extended Price	
22	202-00848	Removal of Traffic Signal Controller and Cabinet	1.	EA	\$ 726.16	\$ 726.16		\$ 730.00	\$ 730.00		\$ 1,275.00	\$ 1,275.00		\$ 690.00	\$ 690.00	
23	203-00010	Unclassified Excavation (Complete In Place)	3,662.	CY	\$ 32.00	\$ 117,184.00		\$ 16.00	\$ 58,592.00		\$ 31.00	\$ 113,522.00		\$ 47.65	\$ 174,494.30	
24	203-00100	Muck Excavation	1,103.	CY	\$ 40.00	\$ 44,120.00		\$ 15.25	\$ 16,820.75		\$ 51.00	\$ 56,253.00		\$ 47.25	\$ 52,116.75	
25	203-01597	Potholing	10.	HOUR	\$ 325.00	\$ 3,250.00		\$ 275.00	\$ 2,750.00		\$ 500.00	\$ 5,000.00		\$ 600.00	\$ 6,000.00	
26	206-00100	Structure Backfill (Class 1)	15.	CY	\$ 54.00	\$ 810.00		\$ 110.00	\$ 1,650.00		\$ 185.00	\$ 2,775.00		\$ 123.50	\$ 1,852.50	
27	207-00205	Topsoil	376.	CY	\$ 52.00	\$ 19,552.00		\$ 19.00	\$ 7,144.00		\$ 22.00	\$ 8,272.00		\$ 175.00	\$ 65,800.00	
28	207-00210	Stockpile Topsoil	376.	CY	\$ 19.00	\$ 7,144.00		\$ 12.00	\$ 4,512.00		\$ 18.00	\$ 6,768.00		\$ 38.50	\$ 14,476.00	
29	208-00002	Erosion Log (12 inch)	260.	LF	\$ 3.00	\$ 780.00		\$ 6.00	\$ 1,560.00		\$ 20.00	\$ 5,200.00		\$ 7.50	\$ 1,950.00	
30	208-00035	Aggregate Bag	50.	LF	\$ 4.00	\$ 200.00		\$ 17.00	\$ 850.00		\$ 20.00	\$ 1,000.00		\$ 15.75	\$ 787.50	
31	208-00046	Prefabricated Concrete Washout Structure (Type 1)	1.	EA	\$ 12,000.00	\$ 12,000.00		\$ 3,500.00	\$ 3,500.00		\$ 5,000.00	\$ 5,000.00		\$ 10,990.00	\$ 10,990.00	
32	208-00054	Storm Drain Inlet Protection (Type II)	11.	EA	\$ 268.00	\$ 2,948.00		\$ 150.00	\$ 1,650.00		\$ 250.00	\$ 2,750.00		\$ 270.00	\$ 2,970.00	
33	208-00075	Prefabricated Vehicle Tracking Pad	4.	EA	\$ 9,500.00	\$ 38,000.00		\$ 6,350.00	\$ 25,400.00		\$ 2,000.00	\$ 8,000.00		\$ 6,300.00	\$ 25,200.00	
34	208-00103	Removal and Disposal of Sediment (Labor)	20.	HOUR	\$ 41.00	\$ 820.00		\$ 100.00	\$ 2,000.00		\$ 20.00	\$ 400.00		\$ 50.00	\$ 1,000.00	
35	208-00105	Removal and Disposal of Sediment (Equipment)	20.	HOUR	\$ 110.00	\$ 2,200.00		\$ 133.00	\$ 2,660.00		\$ 20.00	\$ 400.00		\$ 290.00	\$ 5,800.00	
36	208-00106	Sweeping (Sediment Removal)	60.	HOUR	\$ 125.00	\$ 7,500.00		\$ 130.00	\$ 7,800.00		\$ 50.00	\$ 3,000.00		\$ 308.00	\$ 18,480.00	
37	208-00107	Removal of Trash	20.	HOUR	\$ 42.00	\$ 840.00		\$ 102.00	\$ 2,040.00		\$ 25.00	\$ 500.00		\$ 170.00	\$ 3,400.00	
38	208-00207	Erosion Control Management (ECM)	60.	DAY	\$ 50.00	\$ 3,000.00		\$ 102.00	\$ 6,120.00		\$ 20.00	\$ 1,200.00		\$ 500.00	\$ 30,000.00	
39	208-00300	Temporary Berms	400.	LF	\$ 1.70	\$ 680.00		\$ 1.50	\$ 600.00		\$ 1.00	\$ 400.00		\$ 5.50	\$ 2,200.00	
40	209-00600	Dust Palliative (Magnesium Chloride)	1,000.	GAL	\$ 2.00	\$ 2,000.00		\$ 1.50	\$ 1,500.00		\$ 1.50	\$ 1,500.00		\$ 0.75	\$ 750.00	
41	210-00810	Reset Ground Sign	14.	EA	\$ 440.00	\$ 6,160.00		\$ 275.00	\$ 3,850.00		\$ 850.00	\$ 11,900.00		\$ 515.00	\$ 7,210.00	
42	210-02510	Relay Sprinkler System	1.	LS	\$ 2,500.00	\$ 2,500.00		\$ 3,060.00	\$ 3,060.00		\$ 3,000.00	\$ 3,000.00		\$ 2,860.00	\$ 2,860.00	

Bid Summary 23652 - Horizon Drive and G Road Roundabout

Bid Opening: January 17, 2025

By: Lisa Froshaug, Project Engineer

Item No.	CDOT, City Ref.	Description	Quantity	Units	Estimate - City of Grand Junction			Sumroc Corp			KSK LLC			United Companies		
					Unit Price	Extended Price		Unit Price	Extended Price		Unit Price	Extended Price		Unit Price	Extended Price	
43	210-04010	Adjust Manhole	7	EA	\$ 1,350.00	\$ 9,450.00		\$ 660.00	\$ 4,620.00		\$ 350.00	\$ 2,450.00		\$ 945.00	\$ 6,615.00	
44	210-04015	Modify Manhole	1	EA	\$ 2,750.00	\$ 2,750.00		\$ 3,700.00	\$ 3,700.00		\$ 2,500.00	\$ 2,500.00		\$ 4,580.00	\$ 4,580.00	
45	210-04020	Modify Inlet	1	EA	\$ 2,750.00	\$ 2,750.00		\$ 2,650.00	\$ 2,650.00		\$ 2,500.00	\$ 2,500.00		\$ 3,320.00	\$ 3,320.00	
46	210-04050	Adjust Valve Box	2	EA	\$ 675.00	\$ 1,350.00		\$ 602.00	\$ 1,204.00		\$ 2,500.00	\$ 5,000.00		\$ 260.00	\$ 520.00	
47	212-00706	Seeding (Native) Drill	0.26	AC	\$ 1,435.00	\$ 373.10		\$ 3,200.00	\$ 832.00		\$ 5,000.00	\$ 1,300.00		\$ 3,000.00	\$ 780.00	
48	212-00032	Soil Conditioning	0.19	AC	\$ 4,000.00	\$ 760.00		\$ 13,250.00	\$ 2,517.50		\$ 5,000.00	\$ 950.00		\$ 12,500.00	\$ 2,375.00	
49	212-00050	Sod	60	SF	\$ 3.79	\$ 227.40		\$ 4.00	\$ 240.00		\$ 6.00	\$ 360.00		\$ 3.50	\$ 210.00	
50	213-00065	Type 1 Inorganic Mulch Rock, 1-1/2" Tan Granite	77.65	CY	\$ 100.00	\$ 7,765.00		\$ 136.50	\$ 10,599.23		\$ 120.00	\$ 9,318.00		\$ 128.25	\$ 9,958.61	
51	213-00065	Type 2 Inorganic Mulch Rock, 3" Purple La Sal	16.39	CY	\$ 110.00	\$ 1,802.90		\$ 192.00	\$ 3,146.88		\$ 100.00	\$ 1,639.00		\$ 180.00	\$ 2,950.20	
52	213-00065	Type 3 Inorganic Mulch Rock	8.8	CY	\$ 110.00	\$ 968.00		\$ 140.00	\$ 1,232.00		\$ 100.00	\$ 880.00		\$ 128.25	\$ 1,128.60	
53	213-00061	Mulch Tackifier	52	LB	\$ 4.40	\$ 228.80		\$ 2.50	\$ 130.00		\$ 50.00	\$ 2,600.00		\$ 2.30	\$ 119.60	
54	213-00440	Metal Landscape Border (1/8 x 4 Inch)	946	LF	\$ 9.15	\$ 8,655.90		\$ 9.50	\$ 8,987.00		\$ 40.00	\$ 37,840.00		\$ 9.00	\$ 8,514.00	
55	213-00700	Landscape Boulder (Small 3x2x2')	91	EA	\$ 610.00	\$ 55,510.00		\$ 110.00	\$ 10,010.00		\$ 280.00	\$ 25,480.00		\$ 105.00	\$ 9,555.00	
56	213-00705	Landscape Boulder (Large, 3'x4'x2')	1	EA	\$ 2,300.00	\$ 2,300.00		\$ 215.00	\$ 215.00		\$ 750.00	\$ 750.00		\$ 200.00	\$ 200.00	
57	214-00000	Landscape Maintenance	1	LS	\$ 3,000.00	\$ 3,000.00		\$ 3,700.00	\$ 3,700.00		\$ 20,000.00	\$ 20,000.00		\$ 3,450.00	\$ 3,450.00	
58	214-00215	Deciduous Tree (1.5 Inch Caliper)	1	EA	\$ 420.00	\$ 420.00		\$ 600.00	\$ 600.00		\$ 1,700.00	\$ 1,700.00		\$ 570.00	\$ 570.00	
59	214-00350	Deciduous Shrub (5 Gallon Container)	27	EA	\$ 56.00	\$ 1,512.00		\$ 92.00	\$ 2,484.00		\$ 60.00	\$ 1,620.00		\$ 85.70	\$ 2,313.90	
60	214-00506	Evergreen Tree (6 Foot) (Ball and Burlap)	2	EA	\$ 620.00	\$ 1,240.00		\$ 750.00	\$ 1,500.00		\$ 600.00	\$ 1,200.00		\$ 710.00	\$ 1,420.00	
61	214-00650	Evergreen Shrub (5 Gallon Container)	10	EA	\$ 56.00	\$ 560.00		\$ 98.00	\$ 980.00		\$ 75.00	\$ 750.00		\$ 91.50	\$ 915.00	
62	214-00910	Perennials (1 Gallon Container)	176	EA	\$ 22.50	\$ 3,960.00		\$ 27.00	\$ 4,752.00		\$ 70.00	\$ 12,320.00		\$ 25.15	\$ 4,426.40	
63	240-00015	Wildlife Biologist	40	HOUR	\$ 150.00	\$ 6,000.00		\$ 110.00	\$ 4,400.00		\$ 200.00	\$ 8,000.00		\$ 325.00	\$ 13,000.00	

Bid Summary 23652 - Horizon Drive and G Road Roundabout

Bid Opening: January 17, 2025

By: Lisa Froshaug, Project Engineer

Item No.	CDOT, City Ref.	Description	Quantity	Units	<u>Estimate - City of Grand Junction</u>			<u>Sumroc Corp</u>			<u>KSK LLC</u>			<u>United Companies</u>		
					Unit Price	Extended Price		Unit Price	Extended Price		Unit Price	Extended Price		Unit Price	Extended Price	
64	250-00224	Hazardous Waster Disposal (Radioactive)	35.	CY	\$ 20.00	\$ 700.00	\$	\$ 27.00	\$ 945.00	\$	\$ 10.00	\$ 350.00	\$	\$ 297.00	\$ 10,395.00	
65	304-03000	Aggregate Base Course (Class 3)	1,980.	TON	\$ 42.00	\$ 83,160.00	\$	\$ 29.75	\$ 58,905.00	\$	\$ 59.00	\$ 116,820.00	\$	\$ 36.00	\$ 71,280.00	
66	304-06000	Aggregate Base Course (Class 6)	3,856.	TON	\$ 69.00	\$ 266,064.00	\$	\$ 44.25	\$ 170,628.00	\$	\$ 62.00	\$ 239,072.00	\$	\$ 48.00	\$ 185,088.00	
67	306-01000	Reconditioning	7,468.	SY	\$ 2.22	\$ 16,578.96	\$	\$ 3.00	\$ 22,404.00	\$	\$ 3.00	\$ 22,404.00	\$	\$ 5.10	\$ 38,086.80	
68	403-00721	Hot Mix Asphalt (Patching) (Asphalt)	20.	SY	\$ 25.00	\$ 500.00	\$	\$ 293.00	\$ 5,860.00	\$	\$ 40.00	\$ 800.00	\$	\$ 155.00	\$ 3,100.00	
69	403-34741	Hot Mix Asphalt (Grading SX) (75) (PG 64-22)	147.	TON	\$ 125.00	\$ 18,375.00	\$	\$ 183.00	\$ 26,901.00	\$	\$ 250.00	\$ 36,750.00	\$	\$ 201.00	\$ 29,547.00	
70	411-10255	Emulsified Asphalt (Slow-Setting)	80.	GAL	\$ 1.40	\$ 112.00	\$	\$ 6.00	\$ 480.00	\$	\$ 10.00	\$ 800.00	\$	\$ 6.30	\$ 504.00	
71	412-00600	Concrete Pavement (6 inch)	138.	SY	\$ 67.50	\$ 9,315.00	\$	\$ 80.00	\$ 11,040.00	\$	\$ 159.00	\$ 21,942.00	\$	\$ 81.15	\$ 11,198.70	
72	412-00800	Concrete Pavement (8 inch)	80.	SY	\$ 70.75	\$ 5,660.00	\$	\$ 92.00	\$ 7,360.00	\$	\$ 170.00	\$ 13,600.00	\$	\$ 91.75	\$ 7,340.00	
73	412-01100	Concrete Pavement (11 inch)	5,707.	SY	\$ 125.00	\$ 713,375.00	\$	\$ 143.90	\$ 821,237.30	\$	\$ 178.00	\$ 1,015,846.00	\$	\$ 140.00	\$ 798,980.00	
74	412-01105	Concrete Pavement (11 inch) (Special)	475.	SY	\$ 150.00	\$ 71,250.00	\$	\$ 285.00	\$ 125,875.00	\$	\$ 249.00	\$ 118,275.00	\$	\$ 250.00	\$ 118,750.00	
75	412-01120	Concrete Pavement (11 inch) (Fast Track)	284.	SY	\$ 155.00	\$ 44,020.00	\$	\$ 185.00	\$ 52,540.00 [1]	\$	\$ 190.00	\$ 53,960.00	\$	\$ 180.00	\$ 51,120.00	
76	420-00133	Geotextile (Separator) (Class 2)	1,650.	SY	\$ 10.00	\$ 16,500.00	\$	\$ 1.95	\$ 3,217.50	\$	\$ 5.00	\$ 8,250.00	\$	\$ 4.20	\$ 6,930.00	
77	506-01020	Geogrid Reinforcement	1,650.	SY	\$ 1.75	\$ 2,887.50	\$	\$ 1.50	\$ 2,475.00	\$	\$ 5.00	\$ 8,250.00	\$	\$ 4.70	\$ 7,755.00	
78	603-50012	12 Inch Plastic Pipe	264.	LF	\$ 126.00	\$ 33,264.00	\$	\$ 116.00	\$ 30,624.00	\$	\$ 135.00	\$ 35,640.00	\$	\$ 155.00	\$ 40,920.00	
79	604-19005	Inlet Special (5 Foot)	2.	EA	\$ 4,800.00	\$ 9,600.00	\$	\$ 6,450.00	\$ 12,900.00	\$	\$ 7,900.00	\$ 15,800.00	\$	\$ 8,990.00	\$ 17,980.00	
80	604-19010	Inlet Special (10 Foot)	2.	EA	\$ 6,200.00	\$ 12,400.00	\$	\$ 9,500.00	\$ 19,000.00	\$	\$ 8,400.00	\$ 16,800.00	\$	\$ 13,050.00	\$ 26,100.00	
81	604-30005	Manhole Slab Base (5 Foot)	2.	EA	\$ 4,480.00	\$ 8,960.00	\$	\$ 6,400.00	\$ 12,800.00	\$	\$ 8,700.00	\$ 17,400.00	\$	\$ 8,130.00	\$ 16,260.00	
82	604-30010	Manhole Slab Base (10 Foot)	3.	EA	\$ 6,200.00	\$ 18,600.00	\$	\$ 7,725.00	\$ 23,175.00	\$	\$ 9,100.00	\$ 27,300.00	\$	\$ 9,615.00	\$ 28,845.00	
83	604-83108	8 Inch Plastic Pipe Sewer (Polyvinyl Chloride)	42.	LF	\$ 165.00	\$ 6,930.00	\$	\$ 77.00	\$ 3,234.00	\$	\$ 232.00	\$ 9,744.00	\$	\$ 96.15	\$ 4,038.30	
84	608-00000	Concrete Sidewalk	1,004.	SY	\$ 51.00	\$ 51,204.00	\$	\$ 80.00	\$ 80,320.00	\$	\$ 96.00	\$ 96,384.00	\$	\$ 81.35	\$ 81,675.40	

**Bid Summary
23652 - Horizon Drive and G Road Roundabout**

Bid Opening: January 17, 2025

By: Lisa Froshaug, Project Engineer

Item No.	CDOT, City Ref.	Description	Quantity	Units	Estimate - City of Grand Junction			Sumroc Corp			KSK LLC			United Companies		
					Unit Price	Extended Price		Unit Price	Extended Price		Unit Price	Extended Price		Unit Price	Extended Price	
85	608-00010	Concrete Curb Ramp	139.	SY	\$ 52.00	\$ 7,228.00	\$	107.00	\$ 14,873.00	\$	177.00	\$ 24,603.00	\$	115.00	\$ 15,985.00	
86	608-00015	Detectable Warnings	316.	SF	\$ 116.00	\$ 36,656.00	\$	51.00	\$ 16,116.00	\$	75.00	\$ 23,700.00	\$	48.00	\$ 15,168.00	
87	609-20010	Curb Type 2 (Section B)	610.	LF	\$ 16.75	\$ 10,217.50	\$	40.00	\$ 24,400.00	\$	38.00	\$ 23,180.00	\$	42.40	\$ 25,864.00	
88	609-21023	Curb and Gutter Type 2 (Section II-B) (Special)	1,436.	LF	\$ 23.00	\$ 33,028.00	\$	56.00	\$ 80,416.00	\$	49.00	\$ 70,364.00	\$	58.00	\$ 83,288.00	
89	609-21110	Curb and Gutter Type 2 (Section I-B) (Special)	2,007.	LF	\$ 19.75	\$ 39,638.25	\$	52.00	\$ 104,364.00	\$	47.00	\$ 94,329.00	\$	55.00	\$ 110,385.00	
90	610-00026	Median Cover Material (6 Inch Patterned Concrete)	9,023.	SF	\$ 7.60	\$ 68,574.80	\$	23.00	\$ 207,529.00	\$	15.00	\$ 135,345.00	\$	13.25	\$ 119,554.75	
91	610-00100	Median Edging (Pattern Concrete)	445.	LF	\$ 15.35	\$ 6,830.75	\$	23.50	\$ 10,457.50	\$	67.00	\$ 29,815.00	\$	20.50	\$ 9,122.50	
92	612-00041	Delineator (Flexible) (Type I)	1.	EA	\$ 30.20	\$ 30.20	\$	68.00	\$ 68.00	\$	250.00	\$ 250.00	\$	115.00	\$ 115.00	
93	613-01200	2 Inch Electrical Conduit (Plastic)	2,770.	LF	\$ 26.25	\$ 72,712.50	\$	29.25	\$ 81,022.50	\$	18.00	\$ 49,860.00	\$	27.50	\$ 76,175.00	
94	613-01201	2 Inch Electrical Conduit (Plastic) (Special)	1,157.	LF	\$ 26.25	\$ 30,371.25	\$	29.25	\$ 33,842.25	\$	18.00	\$ 20,826.00	\$	27.50	\$ 31,817.50	
95	613-01201	3/4 Inch Electrical Conduit (Plastic) (Special)	100.	LF	\$ 22.00	\$ 2,200.00	\$	24.50	\$ 2,450.00	\$	15.00	\$ 1,500.00	\$	23.00	\$ 2,300.00	
96	613-07002	Type Two Pull Box	35.	EA	\$ 1,165.00	\$ 40,775.00	\$	1,700.00	\$ 59,500.00	\$	1,250.00	\$ 43,750.00	\$	1,600.00	\$ 56,000.00	
97	613-07005	Type Five Pull Box	3.	EA	\$ 1,500.00	\$ 4,500.00	\$	4,700.00	\$ 14,100.00	\$	3,000.00	\$ 9,000.00	\$	4,465.00	\$ 13,395.00	
98	613-10000	Wiring	1.	LS	\$ 10,600.00	\$ 10,600.00	\$	42,200.00	\$ 42,200.00	\$	24,000.00	\$ 24,000.00	\$	39,610.00	\$ 39,610.00	
99	613-30001	Light Standard and Luminaire Single Post Top (Pedestrian)	8.	EA	\$ 7,000.00	\$ 56,000.00	\$	5,500.00	\$ 44,000.00	\$	500.00	\$ 4,000.00	\$	5,150.00	\$ 41,200.00	
100	613-30002	Light Standard and Luminaire Dual Head (Pedestrian)	8.	EA	\$ 8,000.00	\$ 64,000.00	\$	10,600.00	\$ 84,800.00	\$	7,750.00	\$ 62,000.00	\$	9,960.00	\$ 79,680.00	
101	613-40012	Light Standard Foundation Special	16.	EA	\$ 1,400.00	\$ 22,400.00	\$	2,500.00	\$ 40,000.00	\$	2,150.00	\$ 34,400.00	\$	2,290.00	\$ 36,640.00	
102	613-50106	Lighting Control Center (Special)	1.	EA	\$ 12,066.00	\$ 12,066.00	\$	12,000.00	\$ 12,000.00	\$	9,500.00	\$ 9,500.00	\$	11,350.00	\$ 11,350.00	
103	614-00011	Sign Panel (Class I)	454.4	SF	\$ 24.00	\$ 10,905.60	\$	29.00	\$ 13,177.60	\$	40.00	\$ 18,176.00	\$	28.60	\$ 12,995.84	
104	614-00012	Sign Panel (Class II)	48.	SF	\$ 32.00	\$ 1,536.00	\$	34.00	\$ 1,632.00	\$	55.00	\$ 2,640.00	\$	40.00	\$ 1,920.00	
105	614-01503	Steel Sign Support (2-inch Round)(Post and Socket)	44.	EA	\$ 247.00	\$ 10,868.00	\$	325.00	\$ 14,300.00	\$	500.00	\$ 22,000.00	\$	515.00	\$ 22,660.00	

Bid Summary 23652 - Horizon Drive and G Road Roundabout

Bid Opening: January 17, 2025

By: Lisa Froshaug, Project Engineer

Item No.	CDOT, City Ref.	Description	Quantity	Units	Estimate - City of Grand Junction			Sumroc Corp			KSK LLC			United Companies		
					Unit Price	Extended Price		Unit Price	Extended Price		Unit Price	Extended Price		Unit Price	Extended Price	
106	614-01573	Steel Sign Support (2-1/2 Inch Round NP-40)(Post & Slipbase)	17.	EA	\$ 525.00	\$ 8,925.00		\$ 640.00	\$ 10,880.00		\$ 900.00	\$ 15,300.00		\$ 855.00	\$ 14,535.00	
107	614-80003	Rectangular Rapid Flashing Beacon	17.	EA	\$ 10,000.00	\$ 170,000.00		\$ 7,800.00	\$ 132,600.00		\$ 7,000.00	\$ 119,000.00		\$ 7,330.00	\$ 124,610.00	
108	614-84000	Traffic Signal Pedestal Pole Steel	1.	EA	\$ 1,300.00	\$ 1,300.00		\$ 5,100.00	\$ 5,100.00		\$ 3,875.00	\$ 3,875.00		\$ 4,810.00	\$ 4,810.00	
109	620-00002	Field Office (Class 2)	1.	EA	\$ 9,300.00	\$ 9,300.00		\$ 19,000.00	\$ 19,000.00		\$ 40,000.00	\$ 40,000.00		\$ 47,670.00	\$ 47,670.00	
110	620-00020	Sanitary Facility	1.	EA	\$ 1,300.00	\$ 1,300.00		\$ 1,500.00	\$ 1,500.00		\$ 5,000.00	\$ 5,000.00		\$ 7,555.00	\$ 7,555.00	
111	621-00450	Detour Pavement	1,700.	SY	\$ 35.00	\$ 59,500.00		\$ 56.00	\$ 95,200.00		\$ 20.00	\$ 34,000.00		\$ 59.50	\$ 101,150.00	
112	623-00162	Drip Emmitter Tubing	1,007.	LF	\$ 1.45	\$ 1,460.15		\$ 2.80	\$ 2,819.60		\$ 3.00	\$ 3,021.00		\$ 2.90	\$ 2,920.30	
113	623-00164	Drip Emmitter	452.	EA	\$ 3.50	\$ 1,582.00		\$ 3.25	\$ 1,469.00		\$ 3.00	\$ 1,356.00		\$ 3.05	\$ 1,378.60	
114	623-00184	1/2 Inch Flush Unit	55.	EA	\$ 28.50	\$ 1,567.50		\$ 80.00	\$ 4,400.00		\$ 10.00	\$ 550.00		\$ 75.25	\$ 4,138.75	
115	623-00600	1-1/2 Inch Plastic Pipe	1,420.	LF	\$ 3.15	\$ 4,473.00		\$ 4.00	\$ 5,680.00		\$ 5.00	\$ 7,100.00		\$ 3.75	\$ 5,325.00	
116	623-00601	1 Inch Plastic Pipe	1,343.	LF	\$ 3.00	\$ 4,029.00		\$ 3.50	\$ 4,700.50		\$ 5.00	\$ 6,715.00		\$ 3.30	\$ 4,431.90	
117	623-00604	4 Inch Plastic Pipe (Irrigation/Sleeve)	240.	LF	\$ 7.30	\$ 1,752.00		\$ 17.50	\$ 4,200.00		\$ 15.00	\$ 3,600.00		\$ 16.50	\$ 3,960.00	
118	623-00606	6 Inch Plastic Pipe (Irrigation/Sleeve)	370.	LF	\$ 11.00	\$ 4,070.00		\$ 20.50	\$ 7,585.00		\$ 20.00	\$ 7,400.00		\$ 19.50	\$ 7,215.00	
119	623-01708	1 Inch Backflow Preventor	1.	EA	\$ 3,200.00	\$ 3,200.00		\$ 4,700.00	\$ 4,700.00		\$ 500.00	\$ 500.00		\$ 4,435.00	\$ 4,435.00	
120	623-01808	1 Inch Pressure Reducing Valve	1.	EA	\$ 300.00	\$ 300.00		\$ 1,350.00	\$ 1,350.00		\$ 500.00	\$ 500.00		\$ 1,250.00	\$ 1,250.00	
121	623-01908	1 Inch Strainer	1.	EA	\$ 152.00	\$ 152.00		\$ 165.00	\$ 165.00		\$ 60.00	\$ 60.00		\$ 155.00	\$ 155.00	
122	623-02006	3/4 Inch Drain Valve	1.	EA	\$ 300.00	\$ 300.00		\$ 375.00	\$ 375.00		\$ 40.00	\$ 40.00		\$ 350.00	\$ 350.00	
123	623-03108	1 Inch Automatic Control Valve	5.	EA	\$ 530.00	\$ 2,650.00		\$ 1,000.00	\$ 5,000.00		\$ 50.00	\$ 250.00		\$ 950.00	\$ 4,750.00	
124	623-03112	1-1/2 Inch Automatic Control Valve	1.	EA	\$ 630.00	\$ 630.00		\$ 1,300.00	\$ 1,300.00		\$ 75.00	\$ 75.00		\$ 1,215.00	\$ 1,215.00	
125	623-04000	2-wire Control, including decoders, grounding (Special)	1.	LS	\$ 5,000.00	\$ 5,000.00		\$ 4,000.00	\$ 4,000.00		\$ 3,000.00	\$ 3,000.00		\$ 3,680.00	\$ 3,680.00	
126	623-04002	Power Source Wire	130.	LF	\$ 50.00	\$ 6,500.00		\$ 12.25	\$ 1,592.50		\$ 5.00	\$ 650.00		\$ 11.50	\$ 1,495.00	

Bid Summary 23652 - Horizon Drive and G Road Roundabout

Bid Opening: January 17, 2025

By: Lisa Froshaug, Project Engineer

Item No.	CDOT, City Ref.	Description	Quantity	Units	Estimate - City of Grand Junction			Sumroc Corp			KSK LLC			United Companies		
					Unit Price	Extended Price		Unit Price	Extended Price		Unit Price	Extended Price		Unit Price	Extended Price	
127	623-04006	3/4 Inch Quick Coupler Valve	5	EA	\$ 310.00	\$ 1,550.00	\$	\$ 300.00	\$ 1,500.00	\$	\$ 40.00	\$ 200.00	\$	\$ 290.00	\$ 1,450.00	\$
128	623-04520	1-1/2 Inch Ball Valve (Special)	5	EA	\$ 325.00	\$ 1,625.00	\$	\$ 140.00	\$ 700.00	\$	\$ 50.00	\$ 250.00	\$	\$ 130.50	\$ 652.50	\$
129	623-06900	Valve Box	5	EA	\$ 41.00	\$ 205.00	\$	\$ 46.00	\$ 230.00	\$	\$ 350.00	\$ 1,750.00	\$	\$ 43.50	\$ 217.50	\$
130	623-07601	1 Inch Flow Sensor (Special)	1	EA	\$ 1,300.00	\$ 1,300.00	\$	\$ 2,400.00	\$ 2,400.00	\$	\$ 800.00	\$ 800.00	\$	\$ 2,250.00	\$ 2,250.00	\$
131	623-08148	60 Station Automatic Controller (Special)	1	EA	\$ 9,000.00	\$ 9,000.00	\$	\$ 10,500.00	\$ 10,500.00	\$	\$ 3,000.00	\$ 3,000.00	\$	\$ 9,680.00	\$ 9,680.00	\$
132	623-09900	Sprinkler System	1	LS	\$ 7,300.00	\$ 7,300.00	\$	\$ 1,300.00	\$ 1,300.00	\$	\$ 5,000.00	\$ 5,000.00	\$	\$ 1,200.00	\$ 1,200.00	\$
133	625-00000	Construction Surveying	1	LS	\$ 50,000.00	\$ 50,000.00	\$	\$ 43,000.00	\$ 43,000.00	\$	\$ 40,000.00	\$ 40,000.00	\$	\$ 83,000.00	\$ 83,000.00	\$
134	626-00000	Mobilization	1	LS	\$ 150,000.00	\$ 150,000.00	\$	\$ 247,000.00	\$ 247,000.00	\$	\$ 187,149.00	\$ 187,149.00	\$	\$ 285,870.00	\$ 285,870.00	\$
135	626-01000	Public Information Services	1	LS	\$ 24,000.00	\$ 24,000.00	\$	\$ 10,000.00	\$ 10,000.00	\$	\$ 10,000.00	\$ 10,000.00	\$	\$ 13,750.00	\$ 13,750.00	\$
136	627-00013	Pavement Marking Paint (High Build)	1	GAL	\$ 99.00	\$ 99.00	\$	\$ 310.00	\$ 310.00	\$	\$ 10.00	\$ 10.00	\$	\$ 300.00	\$ 300.00	\$
137	627-00008	Modified Epoxy Pavement Marking	11	GAL	\$ 110.00	\$ 1,210.00	\$	\$ 480.00	\$ 5,280.00	\$	\$ 575.00	\$ 6,325.00	\$	\$ 460.00	\$ 5,060.00	\$
138	627-02010	Preformed Plastic Pavement Marking (Type I)	973	SF	\$ 15.00	\$ 14,595.00	\$	\$ 29.00	\$ 28,217.00	\$	\$ 30.00	\$ 29,190.00	\$	\$ 27.50	\$ 26,757.50	\$
139	627-30407	Preformed Thermoplastic Pavement Marking (Word-Symbol) (Special)	776	SF	\$ 11.00	\$ 8,536.00	\$	\$ 24.00	\$ 18,624.00	\$	\$ 20.00	\$ 15,520.00	\$	\$ 23.00	\$ 17,848.00	\$
140	627-30411	Preformed Thermoplastic Pavement Marking (Xwalk-Stop Line) (Special)	1,048	SF	\$ 8.25	\$ 8,646.00	\$	\$ 22.00	\$ 23,056.00	\$	\$ 20.00	\$ 20,960.00	\$	\$ 21.00	\$ 22,008.00	\$
141	630-00000	Flagging	2,100	HOURLY	\$ 25.00	\$ 52,500.00	\$	\$ 43.00	\$ 90,300.00	\$	\$ 48.00	\$ 100,800.00	\$	\$ 45.80	\$ 96,180.00	\$
142	630-00007	Traffic Control Inspection	48	DAYS	\$ 195.00	\$ 9,360.00	\$	\$ 390.00	\$ 18,720.00	\$	\$ 550.00	\$ 26,400.00	\$	\$ 57.25	\$ 2,748.00	\$
143	630-00012	Traffic Control Management	120	DAYS	\$ 875.00	\$ 105,000.00	\$	\$ 1,705.00	\$ 204,600.00	\$	\$ 2,900.00	\$ 348,000.00	\$	\$ 1,830.00	\$ 219,600.00	\$
144	630-80336	Barricade (Type 3 M-B) (Temporary)	12	EA	\$ 220.00	\$ 2,640.00	\$	\$ 610.00	\$ 7,320.00	\$	\$ 50.00	\$ 600.00	\$	\$ 172.00	\$ 2,064.00	\$
145	630-80341	Construction Traffic Sign (Panel Size A)	126	EA	\$ 55.00	\$ 6,930.00	\$	\$ 110.00	\$ 13,860.00	\$	\$ 5.00	\$ 630.00	\$	\$ 17.15	\$ 2,160.90	\$
146	630-80342	Construction Traffic Sign (Panel Size B)	44	EA	\$ 71.50	\$ 3,146.00	\$	\$ 122.00	\$ 5,368.00	\$	\$ 5.00	\$ 220.00	\$	\$ 17.15	\$ 754.60	\$
147	630-80343	Construction Traffic Sign (Panel Size C)	8	EA	\$ 88.00	\$ 704.00	\$	\$ 135.00	\$ 1,080.00	\$	\$ 5.00	\$ 40.00	\$	\$ 17.15	\$ 137.20	\$

Bid Summary 23652 - Horizon Drive and G Road Roundabout

Bid Opening: January 17, 2025

By: Lisa Froshaug, Project Engineer

Item No.	CDOT, City Ref. Description	Quantity	Units	Estimate - City of Grand Junction		Sumroc Corp		KSK LLC		United Companies	
				Unit Price	Extended Price	Unit Price	Extended Price	Unit Price	Extended Price	Unit Price	Extended Price
148	630- Construction Sign Panel (Special)	112	SF	\$ 22.00	\$ 2,464.00	\$ 48.75	\$ 5,460.00	\$ 20.00	\$ 2,240.00	\$ 23.00	\$ 2,576.00
149	80344 630- Portable Message Sign Panel	4	EA	\$ 4,900.00	\$ 19,600.00	\$ 2,450.00	\$ 9,800.00	\$ 10,000.00	\$ 40,000.00	\$ 8,585.00	\$ 34,340.00
150	80355 630- Advance Warning Flashing or Sequencing Arrow Panel (B Type)	5	EA	\$ 1,100.00	\$ 5,500.00	\$ 850.00	\$ 4,250.00	\$ 50.00	\$ 250.00	\$ 575.00	\$ 2,875.00
151	630- Drum Channelizing Device	140	EA	\$ 22.00	\$ 3,080.00	\$ 48.50	\$ 6,790.00	\$ 30.00	\$ 4,200.00	\$ 28.60	\$ 4,004.00
152	80360 630- Drum Channelizing Device (With Light) (Steady)	20	EA	\$ 27.50	\$ 550.00	\$ 55.00	\$ 1,100.00	\$ 30.00	\$ 600.00	\$ 28.60	\$ 572.00
153	630- Barrier (Temporary)	200	LF	\$ 50.00	\$ 10,000.00	\$ 37.00	\$ 7,400.00	\$ 100.00	\$ 20,000.00	\$ 74.00	\$ 14,800.00
154	630- Traffic Cone	20	EA	\$ 11.00	\$ 220.00	\$ 1.25	\$ 25.00	\$ 5.00	\$ 100.00	\$ 17.15	\$ 343.00
155	80380 630- Channelizing Device (Special)	90	EA	\$ 22.00	\$ 1,980.00	\$ 48.00	\$ 4,320.00	\$ 50.00	\$ 4,500.00	\$ 28.60	\$ 2,574.00
156	80390 630- Impact Attenuator (Temporary)	2	EA	\$ 5,225.00	\$ 10,450.00	\$ 5,700.00	\$ 11,400.00	\$ 10,000.00	\$ 20,000.00	\$ 2,060.00	\$ 4,120.00
157	632- Night Work Lighting	30	DAY	\$ 250.00	\$ 7,500.00	\$ 675.00	\$ 20,250.00	\$ 3.00	\$ 90.00	\$ 2,915.00	\$ 87,450.00
158	700- F/A On The Job Trainee	3,200	FA	\$ 1.00	\$ 3,200.00	\$ 1.00	\$ 3,200.00	\$ 1.00	\$ 3,200.00	\$ 1.00	\$ 3,200.00
159	700- F/A Asphalt Cement Cost Adjustment	2,000	FA	\$ 1.00	\$ 2,000.00	\$ 1.00	\$ 2,000.00	\$ 1.00	\$ 2,000.00	\$ 1.00	\$ 2,000.00
160	700- F/A Fuel Cost Adjustment	2,500	FA	\$ 1.00	\$ 2,500.00	\$ 1.00	\$ 2,500.00	\$ 1.00	\$ 2,500.00	\$ 1.00	\$ 2,500.00
161	700- F/A Project First Program	1,000	FA	\$ 1.00	\$ 1,000.00	\$ 1.00	\$ 1,000.00	\$ 1.00	\$ 1,000.00	\$ 1.00	\$ 1,000.00
162	700- F/A Concrete Pavement Incentive	50,000	FA	\$ 1.00	\$ 50,000.00	\$ 1.00	\$ 50,000.00	\$ 1.00	\$ 50,000.00	\$ 1.00	\$ 50,000.00
163	700- F/A Minor Contract Revisions	115,600	FA	\$ 1.00	\$ 115,600.00	\$ 1.00	\$ 115,600.00	\$ 1.00	\$ 115,600.00	\$ 1.00	\$ 115,600.00
0	0	---	---	\$ -	\$ -	\$ -	\$ -	\$ -	\$ -	\$ -	\$ -
	TOTAL BID:			\$ -	\$ 3,402,153.64	\$ 3,989,783.41	\$ 3,989,783.41 [1]	\$ -	\$ 4,365,000.00	\$ -	\$ 4,499,963.90

[1] - corrected extension

[2] - corrected total

PERFORMANCE BOND

Travelers Casualty and Surety Company of America
Hartford, CT 06183

Bond No.: 108177137

CONTRACTOR:

(Name, legal status and address)

Sunroc Corporation
2323 River Road
Grand Junction, CO 81505

OWNER:

(Name, legal status and address)

City of Grand Junction
244 N 7th Street
Grand Junction, CO 81505

CONSTRUCTION CONTRACT

Date: February 6, 2025

Amount: Three Million Nine Hundred Eighty-Nine Thousand Seven Hundred Eighty-Three and 41/100 (\$3,989,783.41)

Description:

(Name and location)

Horizon Drive and G Road Roundabout (IFB-5548-24-DD)
Grand Junction, CO

BOND

Date: February 13, 2025

(Not earlier than Construction Contract Date)

Amount: Three Million Nine Hundred Eighty-Nine Thousand Seven Hundred Eighty-Three and 41/100 (\$3,989,783.41)

Modifications to this Bond: None See Section 16

CONTRACTOR AS PRINCIPAL

Company: *(Corporate Seal)*

Sunroc Corporation


Signature: 

Name and Title:

SURETY

Company: *(Corporate Seal)*

Travelers Casualty and Surety Company of America

Signature: 

Name and Title: Katlyn Bigelow, Attorney-in-Fact

(Any additional signatures appear on the last page of this Performance Bond.)

(FOR INFORMATION ONLY — Name, address and telephone)

AGENT or BROKER:

Beehive Insurance Agency
4393 S. Riverboat Rd. Ste 200
Salt Lake City, UT 84123

OWNER'S REPRESENTATIVE:

(Architect, Engineer or other party:)

§ 1 The Contractor and Surety, jointly and severally, bind themselves, their heirs, executors, administrators, successors and assigns to the Owner for the performance of the Construction Contract, which is incorporated herein by reference.

§ 2 If the Contractor performs the Construction Contract, the Surety and the Contractor shall have no obligation under this Bond, except when applicable to participate in a conference as provided in Section 3.

§ 3 If there is no Owner Default under the Construction Contract, the Surety's obligation under this Bond shall arise after
.1 the Owner first provides notice to the Contractor and the Surety that the Owner is considering declaring a Contractor Default. Such notice shall indicate whether the Owner is requesting a conference among the Owner, Contractor and Surety to discuss the Contractor's performance. If the Owner does not request a conference, the Surety may, within five (5) business days after receipt of the Owner's notice, request such a conference. If the Surety timely requests a conference, the Owner shall attend. Unless the Owner agrees otherwise, any conference requested under this Section 3.1 shall be held within ten (10) business days of the Surety's receipt of the

Owner's notice. If the Owner, the Contractor and the Surety agree, the Contractor shall be allowed a reasonable time to perform the Construction Contract, but such an agreement shall not waive the Owner's right, if any, subsequently to declare a Contractor Default;

- .2 the Owner declares a Contractor Default, terminates the Construction Contract and notifies the Surety; and
- .3 the Owner has agreed to pay the Balance of the Contract Price in accordance with the terms of the Construction Contract to the Surety or to a contractor selected to perform the Construction Contract.

§ 4 Failure on the part of the Owner to comply with the notice requirement in Section 3.1 shall not constitute a failure to comply with a condition precedent to the Surety's obligations, or release the Surety from its obligations, except to the extent the Surety demonstrates actual prejudice.

§ 5 When the Owner has satisfied the conditions of Section 3, the Surety shall promptly and at the Surety's expense take one of the following actions:

§ 5.1 Arrange for the Contractor, with the consent of the Owner, to perform and complete the Construction Contract;

§ 5.2 Undertake to perform and complete the Construction Contract itself, through its agents or independent contractors;

§ 5.3 Obtain bids or negotiated proposals from qualified contractors acceptable to the Owner for a contract for performance and completion of the Construction Contract, arrange for a contract to be prepared for execution by the Owner and a contractor selected with the Owner's concurrence, to be secured with performance and payment bonds executed by a qualified surety equivalent to the bonds issued on the Construction Contract, and pay to the Owner the amount of damages as described in Section 7 in excess of the Balance of the Contract Price incurred by the Owner as a result of the Contractor Default; or

§ 5.4 Waive its right to perform and complete, arrange for completion, or obtain a new contractor and with reasonable promptness under the circumstances:

- .1 After investigation, determine the amount for which it may be liable to the Owner and, as soon as practicable after the amount is determined, make payment to the Owner; or
- .2 Deny liability in whole or in part and notify the Owner, citing the reasons for denial.

§ 6 If the Surety does not proceed as provided in Section 5 with reasonable promptness, the Surety shall be deemed to be in default on this Bond seven days after receipt of an additional written notice from the Owner to the Surety demanding that the Surety perform its obligations under this Bond, and the Owner shall be entitled to enforce any remedy available to the Owner. If the Surety proceeds as provided in Section 5.4, and the Owner refuses the payment or the Surety has denied liability, in whole or in part, without further notice the Owner shall be entitled to enforce any remedy available to the Owner.

§ 7 If the Surety elects to act under Section 5.1, 5.2 or 5.3, then the responsibilities of the Surety to the Owner shall not be greater than those of the Contractor under the Construction Contract, and the responsibilities of the Owner to the Surety shall not be greater than those of the Owner under the Construction Contract. Subject to the commitment by the Owner to pay the Balance of the Contract Price, the Surety is obligated, without duplication, for

- .1 the responsibilities of the Contractor for correction of defective work and completion of the Construction Contract;
- .2 additional legal, design professional and delay costs resulting from the Contractor's Default, and resulting from the actions or failure to act of the Surety under Section 5; and
- .3 liquidated damages, or if no liquidated damages are specified in the Construction Contract, actual damages caused by delayed performance or non-performance of the Contractor.

§ 8 If the Surety elects to act under Section 5.1, 5.3 or 5.4, the Surety's liability is limited to the amount of this Bond.

§ 9 The Surety shall not be liable to the Owner or others for obligations of the Contractor that are unrelated to the Construction Contract, and the Balance of the Contract Price shall not be reduced or set off on account of any such unrelated obligations. No right of action shall accrue on this Bond to any person or entity other than the Owner or its heirs, executors, administrators, successors and assigns.

§ 10 The Surety hereby waives notice of any change, including changes of time, to the Construction Contract or to related subcontracts, purchase orders and other obligations.

§ 11 Any proceeding, legal or equitable, under this Bond may be instituted in any court of competent jurisdiction in the location in which the work or part of the work is located and shall be instituted within two years after a declaration of Contractor Default or within two years after the Contractor ceased working or within two years after the Surety refuses or fails

to perform its obligations under this Bond, whichever occurs first. If the provisions of this Paragraph are void or prohibited by law, the minimum period of limitation available to sureties as a defense in the jurisdiction of the suit shall be applicable.

§ 12 Notice to the Surety, the Owner or the Contractor shall be mailed or delivered to the address shown on the page on which their signature appears.

§ 13 When this Bond has been furnished to comply with a statutory or other legal requirement in the location where the construction was to be performed, any provision in this Bond conflicting with said statutory or legal requirement shall be deemed deleted herefrom and provisions conforming to such statutory or other legal requirement shall be deemed incorporated herein. When so furnished, the intent is that this Bond shall be construed as a statutory bond and not as a common law bond.

§ 14 Definitions

§ 14.1 **Balance of the Contract Price.** The total amount payable by the Owner to the Contractor under the Construction Contract after all proper adjustments have been made, including allowance to the Contractor of any amounts received or to be received by the Owner in settlement of insurance or other claims for damages to which the Contractor is entitled, reduced by all valid and proper payments made to or on behalf of the Contractor under the Construction Contract.

§ 14.2 **Construction Contract.** The agreement between the Owner and Contractor identified on the cover page, including all Contract Documents and changes made to the agreement and the Contract Documents.

§ 14.3 **Contractor Default.** Failure of the Contractor, which has not been remedied or waived, to perform or otherwise to comply with a material term of the Construction Contract.

§ 14.4 **Owner Default.** Failure of the Owner, which has not been remedied or waived, to pay the Contractor as required under the Construction Contract or to perform and complete or comply with the other material terms of the Construction Contract.

§ 14.5 **Contract Documents.** All the documents that comprise the agreement between the Owner and Contractor.

§ 15 If this Bond is issued for an agreement between a Contractor and subcontractor, the term Contractor in this Bond shall be deemed to be Subcontractor and the term Owner shall be deemed to be Contractor.

§ 16 Modifications to this bond are as follows:

(Space is provided below for additional signatures of added parties, other than those appearing on the cover page.)

CONTRACTOR AS PRINCIPAL

SURETY

Company: _____ (Corporate Seal)

Company: _____ (Corporate Seal)

Signature: _____

Signature: _____

Name and Title: _____

Name and Title: _____

Address: _____

Address: _____

PAYMENT BOND

**Travelers Casualty and Surety Company of America
Hartford, CT 06183**

Bond No.: 108177137

CONTRACTOR:

(Name, legal status and address)

**Sunroc Corporation
2323 River Road
Grand Junction, CO 81505**

OWNER:

(Name, legal status and address)

**City of Grand Junction
244 N 7th Street
Grand Junction, CO 81505**

CONSTRUCTION CONTRACT

Date: **February 6, 2025**

Amount: **Three Million Nine Hundred Eighty-Nine Thousand Seven Hundred Eighty-Three and 41/100 (\$3,989,783.41)**

Description:

(Name and location)

**Horizon Drive and G Road Roundabout (IFB-5548-24-DD)
Grand Junction, CO**

BOND

Date: **February 13, 2025**

(Not earlier than Construction Contract Date)

Amount: **Three Million Nine Hundred Eighty-Nine Thousand Seven Hundred Eighty-Three and 41/100 (\$3,989,783.41)**

Modifications to this Bond: None See Section 18

CONTRACTOR AS PRINCIPAL

Company: *(Corporate Seal)*

Sunroc Corporation

Signature: 
Name and Title: _____

SURETY

Company: *(Corporate Seal)*

Travelers Casualty and Surety Company of America

Signature: 
Name and Title: **Katlyn Bigelow, Attorney-in-Fact**

(Any additional signatures appear on the last page of this Payment Bond.)

(FOR INFORMATION ONLY — Name, address and telephone)

AGENT or BROKER:

**Beehive Insurance Agency
4393 S. Riverboat Rd. Ste 200
Salt Lake City, UT 84123**

OWNER'S REPRESENTATIVE:

(Architect, Engineer or other party:)

§1 The Contractor and Surety, jointly and severally, bind themselves, their heirs, executors, administrators, successors and assigns to the Owner to pay for labor, materials and equipment furnished for use in the performance of the Construction Contract, which is incorporated herein by reference, subject to the following terms.

§2 If the Contractor promptly makes payment of all sums due to Claimants, and defends, indemnifies and holds harmless the Owner from claims, demands, liens or suits by any person or entity seeking payment for labor, materials or equipment

furnished for use in the performance of the Construction Contract, then the Surety and the Contractor shall have no obligation under this Bond.

§ 3 If there is no Owner Default under the Construction Contract, the Surety's obligation to the Owner under this Bond shall arise after the Owner has promptly notified the Contractor and the Surety (at the address described in Section 13) of claims, demands, liens or suits against the Owner or the Owner's property by any person or entity seeking payment for labor, materials or equipment furnished for use in the performance of the Construction Contract and tendered defense of such claims, demands, liens or suits to the Contractor and the Surety.

§ 4 When the Owner has satisfied the conditions in Section 3, the Surety shall promptly and at the Surety's expense defend, indemnify and hold harmless the Owner against a duly tendered claim, demand, lien or suit.

§ 5 The Surety's obligations to a Claimant under this Bond shall arise after the following:

§ 5.1 Claimants, who do not have a direct contract with the Contractor,

- .1 have furnished a written notice of non-payment to the Contractor, stating with substantial accuracy the amount claimed and the name of the party to whom the materials were, or equipment was, furnished or supplied or for whom the labor was done or performed, within ninety (90) days after having last performed labor or last furnished materials or equipment included in the Claim; and
- .2 have sent a Claim to the Surety (at the address described in Section 13).

§ 5.2 Claimants, who are employed by or have a direct contract with the Contractor, have sent a Claim to the Surety (at the address described in Section 13).

§ 6 If a notice of non-payment required by Section 5.1.1 is given by the Owner to the Contractor, that is sufficient to satisfy a Claimant's obligation to furnish a written notice of non-payment under Section 5.1.1.

§ 7 When a Claimant has satisfied the conditions of Sections 5.1 or 5.2, whichever is applicable, the Surety shall promptly and at the Surety's expense take the following actions:

§ 7.1 Send an answer to the Claimant, with a copy to the Owner, within sixty (60) days after receipt of the Claim, stating the amounts that are undisputed and the basis for challenging any amounts that are disputed; and

§ 7.2 Pay or arrange for payment of any undisputed amounts.

§ 7.3 The Surety's failure to discharge its obligations under Section 7.1 or Section 7.2 shall not be deemed to constitute a waiver of defenses the Surety or Contractor may have or acquire as to a Claim, except as to undisputed amounts for which the Surety and Claimant have reached agreement. If, however, the Surety fails to discharge its obligations under Section 7.1 or Section 7.2, the Surety shall indemnify the Claimant for the reasonable attorney's fees the Claimant incurs thereafter to recover any sums found to be due and owing to the Claimant.

§ 8 The Surety's total obligation shall not exceed the amount of this Bond, plus the amount of reasonable attorney's fees provided under Section 7.3, and the amount of this Bond shall be credited for any payments made in good faith by the Surety.

§ 9 Amounts owed by the Owner to the Contractor under the Construction Contract shall be used for the performance of the Construction Contract and to satisfy claims, if any, under any construction performance bond. By the Contractor furnishing and the Owner accepting this Bond, they agree that all funds earned by the Contractor in the performance of the Construction Contract are dedicated to satisfy obligations of the Contractor and Surety under this Bond, subject to the Owner's priority to use the funds for the completion of the work.

§ 10 The Surety shall not be liable to the Owner, Claimants or others for obligations of the Contractor that are unrelated to the Construction Contract. The Owner shall not be liable for the payment of any costs or expenses of any Claimant under this Bond, and shall have under this Bond no obligation to make payments to, or give notice on behalf of, Claimants or otherwise have any obligations to Claimants under this Bond.

§ 11 The Surety hereby waives notice of any change, including changes of time, to the Construction Contract or to related subcontracts, purchase orders and other obligations.

§ 12 No suit or action shall be commenced by a Claimant under this Bond other than in a court of competent jurisdiction in the state in which the project that is the subject of the Construction Contract is located or after the expiration of one year from the date (1) on which the Claimant sent a Claim to the Surety pursuant to Section 5.1.2 or 5.2, or (2) on which the last labor or service was performed by anyone or the last materials or equipment were furnished by anyone under the Construction Contract, whichever of (1) or (2) first occurs. If the provisions of this Paragraph are void or prohibited by law, the minimum period of limitation available to sureties as a defense in the jurisdiction of the suit shall be applicable.

§ 13 Notice and Claims to the Surety, the Owner or the Contractor shall be mailed or delivered to the address shown on the page on which their signature appears. Actual receipt of notice or Claims, however accomplished, shall be sufficient compliance as of the date received.

§ 14 When this Bond has been furnished to comply with a statutory or other legal requirement in the location where the construction was to be performed, any provision in this Bond conflicting with said statutory or legal requirement shall be deemed deleted herefrom and provisions conforming to such statutory or other legal requirement shall be deemed incorporated herein. When so furnished, the intent is that this Bond shall be construed as a statutory bond and not as a common law bond.

§ 15 Upon request by any person or entity appearing to be a potential beneficiary of this Bond, the Contractor and Owner shall promptly furnish a copy of this Bond or shall permit a copy to be made.

§ 16 Definitions

§ 16.1 Claim. A written statement by the Claimant including at a minimum:

- .1 the name of the Claimant;
- .2 the name of the person for whom the labor was done, or materials or equipment furnished;
- .3 a copy of the agreement or purchase order pursuant to which labor, materials or equipment was furnished for use in the performance of the Construction Contract;
- .4 a brief description of the labor, materials or equipment furnished;
- .5 the date on which the Claimant last performed labor or last furnished materials or equipment for use in the performance of the Construction Contract;
- .6 the total amount earned by the Claimant for labor, materials or equipment furnished as of the date of the Claim;
- .7 the total amount of previous payments received by the Claimant; and
- .8 the total amount due and unpaid to the Claimant for labor, materials or equipment furnished as of the date of the Claim.

§ 16.2 Claimant. An individual or entity having a direct contract with the Contractor or with a subcontractor of the Contractor to furnish labor, materials or equipment for use in the performance of the Construction Contract. The term Claimant also includes any individual or entity that has rightfully asserted a claim under an applicable mechanic's lien or similar statute against the real property upon which the Project is located. The intent of this Bond shall be to include without limitation in the terms "labor, materials or equipment" that part of water, gas, power, light, heat, oil, gasoline, telephone service or rental equipment used in the Construction Contract, architectural and engineering services required for performance of the work of the Contractor and the Contractor's subcontractors, and all other items for which a mechanic's lien may be asserted in the jurisdiction where the labor, materials or equipment were furnished.

§ 16.3 Construction Contract. The agreement between the Owner and Contractor identified on the cover page, including all Contract Documents and all changes made to the agreement and the Contract Documents.

§ 16.4 Owner Default. Failure of the Owner, which has not been remedied or waived, to pay the Contractor as required under the Construction Contract or to perform and complete or comply with the other material terms of the Construction Contract.

§ 16.5 Contract Documents. All the documents that comprise the agreement between the Owner and Contractor.

§ 17 If this Bond is issued for an agreement between a Contractor and subcontractor, the term Contractor in this Bond shall be deemed to be Subcontractor and the term Owner shall be deemed to be Contractor.

§ 18 Modifications to this bond are as follows:

(Space is provided below for additional signatures of added parties, other than those appearing on the cover page.)

CONTRACTOR AS PRINCIPAL

Company: _____
(Corporate Seal)

SURETY

Company: _____
(Corporate Seal)

Signature: _____

Name and Title:

Address:

Signature: _____

Name and Title:

Address:



**Travelers Casualty and Surety Company of America
Travelers Casualty and Surety Company
St. Paul Fire and Marine Insurance Company**

POWER OF ATTORNEY


KNOW ALL MEN BY THESE PRESENTS: That Travelers Casualty and Surety Company of America, Travelers Casualty and Surety Company, and St. Paul Fire and Marine Insurance Company are corporations duly organized under the laws of the State of Connecticut (herein collectively called the "Companies"), and that the Companies do hereby make, constitute and appoint **Katlyn Bigelow** of **SALT LAKE CITY**, **Utah**, their true and lawful Attorney(s)-in-Fact to sign, execute, seal and acknowledge any and all bonds, recognizances, conditional undertakings and other writings obligatory in the nature thereof on behalf of the Companies in their business of guaranteeing the fidelity of persons, guaranteeing the performance of contracts and executing or guaranteeing bonds and undertakings required or permitted in any actions or proceedings allowed by law.

IN WITNESS WHEREOF, the Companies have caused this instrument to be signed, and their corporate seals to be hereto affixed, this **21st** day of **April**, 2021.



State of Connecticut


City of Hartford ss.

By: 
Robert L. Raney, Senior Vice President

On this the **21st** day of **April**, 2021, before me personally appeared **Robert L. Raney**, who acknowledged himself to be the Senior Vice President of each of the Companies, and that he, as such, being authorized so to do, executed the foregoing instrument for the purposes therein contained by signing on behalf of said Companies by himself as a duly authorized officer.

IN WITNESS WHEREOF, I hereunto set my hand and official seal.

My Commission expires the **30th** day of **June**, 2026




Anna P. Nowik, Notary Public

This Power of Attorney is granted under and by the authority of the following resolutions adopted by the Boards of Directors of each of the Companies, which resolutions are now in full force and effect, reading as follows:

RESOLVED, that the Chairman, the President, any Vice Chairman, any Executive Vice President, any Senior Vice President, any Vice President, any Second Vice President, the Treasurer, any Assistant Treasurer, the Corporate Secretary or any Assistant Secretary may appoint Attorneys-in-Fact and Agents to act for and on behalf of the Company and may give such appointee such authority as his or her certificate of authority may prescribe to sign with the Company's name and seal with the Company's seal bonds, recognizances, contracts of indemnity, and other writings obligatory in the nature of a bond, recognizance, or conditional undertaking, and any of said officers or the Board of Directors at any time may remove any such appointee and revoke the power given him or her; and it is

FURTHER RESOLVED, that the Chairman, the President, any Vice Chairman, any Executive Vice President, any Senior Vice President or any Vice President may delegate all or any part of the foregoing authority to one or more officers or employees of this Company, provided that each such delegation is in writing and a copy thereof is filed in the office of the Secretary; and it is


FURTHER RESOLVED, that any bond, recognizance, contract of indemnity, or writing obligatory in the nature of a bond, recognizance, or conditional undertaking shall be valid and binding upon the Company when (a) signed by the President, any Vice Chairman, any Executive Vice President, any Senior Vice President or any Vice President, any Second Vice President, the Treasurer, any Assistant Treasurer, the Corporate Secretary or any Assistant Secretary and duly attested and sealed with the Company's seal by a Secretary or Assistant Secretary; or (b) duly executed (under seal, if required) by one or more Attorneys-in-Fact and Agents pursuant to the power prescribed in his or her certificate or their certificates of authority or by one or more Company officers pursuant to a written delegation of authority; and it is

FURTHER RESOLVED, that the signature of each of the following officers: President, any Executive Vice President, any Senior Vice President, any Vice President, any Assistant Vice President, any Secretary, any Assistant Secretary, and the seal of the Company may be affixed by facsimile to any Power of Attorney or to any certificate relating thereto appointing Resident Vice Presidents, Resident Assistant Secretaries or Attorneys-in-Fact for purposes only of executing and attesting bonds and undertakings and other writings obligatory in the nature thereof, and any such Power of Attorney or certificate bearing such facsimile signature or facsimile seal shall be valid and binding upon the Company and any such power so executed and certified by such facsimile signature and facsimile seal shall be valid and binding on the Company in the future with respect to any bond or understanding to which it is attached.

I, **Kevin E. Hughes**, the undersigned, Assistant Secretary of each of the Companies, do hereby certify that the above and foregoing is a true and correct copy of the Power of Attorney executed by said Companies, which remains in full force and effect.

Dated this **13th** day of **February**, 2025




Kevin E. Hughes, Assistant Secretary

**To verify the authenticity of this Power of Attorney, please call us at 1-800-421-3880.
Please refer to the above-named Attorney(s)-in-Fact and the details of the bond to which this Power of Attorney is attached.**



SUNRCOR-01

KBIGELOW

CERTIFICATE OF LIABILITY INSURANCE

DATE (MM/DD/YYYY)

2/13/2025

THIS CERTIFICATE IS ISSUED AS A MATTER OF INFORMATION ONLY AND CONFERS NO RIGHTS UPON THE CERTIFICATE HOLDER. THIS CERTIFICATE DOES NOT AFFIRMATIVELY OR NEGATIVELY AMEND, EXTEND OR ALTER THE COVERAGE AFFORDED BY THE POLICIES BELOW.

IMPORTANT: If the certificate holder is an ADDITIONAL INSURED, the policy(ies) must have ADDITIONAL INSURED provisions or be endorsed. If SUBROGATION IS WAIVED, subject to the terms and conditions of the policy, certain policies may require an endorsement.

PRODUCER License # 92472
Beehive Insurance Agency Inc
Agency CA License #0582035
4393 South Riverboat Rd #200
Salt Lake City, UT 84123
CONTACT NAME: Katlyn Bigelow
PHONE (A/C, No, Ext): (801) 685-6877
FAX (A/C, No): (801) 685-2899
E-MAIL ADDRESS: kabigelow@beehiveinsurance.com
INSURER(S) AFFORDING COVERAGE
INSURER A : Old Republic Insurance Company NAIC # 24147

COVERAGES CERTIFICATE NUMBER: REVISION NUMBER:

THIS IS TO CERTIFY THAT THE POLICIES OF INSURANCE LISTED BELOW HAVE BEEN ISSUED TO THE INSURED NAMED ABOVE FOR THE POLICY PERIOD INDICATED. NOTWITHSTANDING ANY REQUIREMENT, TERM OR CONDITION OF ANY CONTRACT OR OTHER DOCUMENT WITH RESPECT TO WHICH THIS CERTIFICATE MAY BE ISSUED OR MAY PERTAIN, THE INSURANCE AFFORDED BY THE POLICIES DESCRIBED HEREIN IS SUBJECT TO ALL THE TERMS, EXCLUSIONS AND CONDITIONS OF SUCH POLICIES. LIMITS SHOWN MAY HAVE BEEN REDUCED BY PAID CLAIMS.

Table with columns: INSR LTR, TYPE OF INSURANCE, ADDL INSD, SUBR WVD, POLICY NUMBER, POLICY EFF (MM/DD/YYYY), POLICY EXP (MM/DD/YYYY), LIMITS. Includes rows for Commercial General Liability, Automobile Liability, Umbrella Liab, and Workers Compensation.

DESCRIPTION OF OPERATIONS / LOCATIONS / VEHICLES (ACORD 101, Additional Remarks Schedule, may be attached if more space is required)
Project Reference: Horizon Drive & G Road Roundabout (IFB-5548-24-DD)
City of Grand Junction is Additional Insured and a Waiver of Subrogation applies in accordance with the attached policy forms

CERTIFICATE HOLDER: City of Grand Junction, 244 N. 7th Ave, Grand Junction, CO 81501
CANCELLATION: SHOULD ANY OF THE ABOVE DESCRIBED POLICIES BE CANCELLED BEFORE THE EXPIRATION DATE THEREOF, NOTICE WILL BE DELIVERED IN ACCORDANCE WITH THE POLICY PROVISIONS. AUTHORIZED REPRESENTATIVE (signature)