



**URBAN TRAILS COMMITTEE AGENDA
CITY HALL AUDITORIUM, 250 N 5th STREET**

WEDNESDAY, JULY 9, 2025 - 5:30 PM

Call to Order/Announcements

Approval of Minutes

1. June minutes

Action Items

1. Support for Local Impact Accelerators grant

Discussion Items

1. Annual roadmap
2. Walk Audit discussion
3. Pedsetrain & Bicycle Counts - preliminary results
4. Fall Bike Month & Week without Driving

Updates

1. Workshops reminder
2. Engineering update
3. Grants & Budget update

Other Business/Public Comment

Adjournment

Urban Trails Committee – Minutes – June 11, 2025 – Regular Meeting

Attendees: Athena F., Steve M., Brent S., Julia W., Mike H., Diana R., Maureen G., Barbara K., Benaiah A., Jason N.

Staff/Ex-Officio: Henry Brown, Carissa Finnerty, Trent Prall, Eric Mocko, Anita Sheetz, Andy Gingerich

Guests:

Minutes

Call to Order/Announcements:

Athena called the meeting to order at 5:34 PM. Committee went through introductions and thanked exiting members.

Meeting Minutes

1. May Minutes

Anita moves to approve May minutes. Steve seconds, unanimous approval.

Action Items

1. Workshop Scheduling

Maureen moves to schedule a workshop on 7/23 for New Member Orientation. Steve seconds, unanimous approval.

Brent moves to schedule a workshop on 8/27 for a Walk Audit. Julia seconds, unanimous approval. The committee recommended inviting City Council. Councilmember Nguyen will plan to share to Council. Andy recommended looking at shaded versus unshaded paths, given the heat.

2. SS4A Support

Henry presented on Safe Streets and Roads for All and the City's plans Diana moves to submit a letter of support from the UTC. Julia seconds, unanimous approval. Henry will work with Athena and Steve to refine the letter as needed.

Discussion Items

1. Annual Roadmap

Athena supported the recommendations. Steve recommended moving away from the wheel. Brent affirmed that a typical calendar could be more helpful. Anita recommended the Technical Training stay early in the new term for the benefit of incoming members. Maureen recommended including a glossary of terms and Barabara recommended including links to the documents. Anita supported the idea of consolidating Low-cost and Infrastructure Priorities. Julia recommended including walk audit cadence for transparency about meeting frequency.

Henry will take the comments to update a recommendation for the committee to continue to discuss.

2. Ex-Officio Roles

Anita presented on work from with the MCPH board and her own development of defining the role on the committee. Mesa County Connects is the first such community concierge program in the country.

Andy shared on the role of the Regional Transportation Planning Office/Metropolitan Planning Organization and how it informs his role on UTC.

Updates

1. GVT

Andy shared details of the new route 12 pilot and fare free conditions over the summer. Trent asked about farebox revenue, which totals about \$500,000 per year.

2. Engineering Update

Trent shared an update on Council direction on 4th/5th and the plan to move to two lanes south of Grand Ave. Monument Trail is open!

Horizon/G Rd roundabout construction has started.

Four Canyons Pkwy is out for bid.

Crosby Ave utilities phase is ongoing, trail construction planned for next year.

Broadway bridge trail expansion expected for later this year.

Julia asked about 4th/5th, regarding parking at the post office and net parking spaces with the change. Trent shared that number of spaces at the post office is not expected to change, but also it is not expected to revert to diagonal. The total parking is expected to decrease with the change.

Other Business

Councilmember Nguyen mentioned that there was some confusion about how Infrastructure Priorities are ranked and if bucketing may be more broadly understandable.

Public Comment

Adjournment

Steve moved to extend the meeting, seconded by Brent, unanimous approval. Julia moves to adjourn at 7:15, Barbara seconds.

Recommend adding Walk Audit cadence.

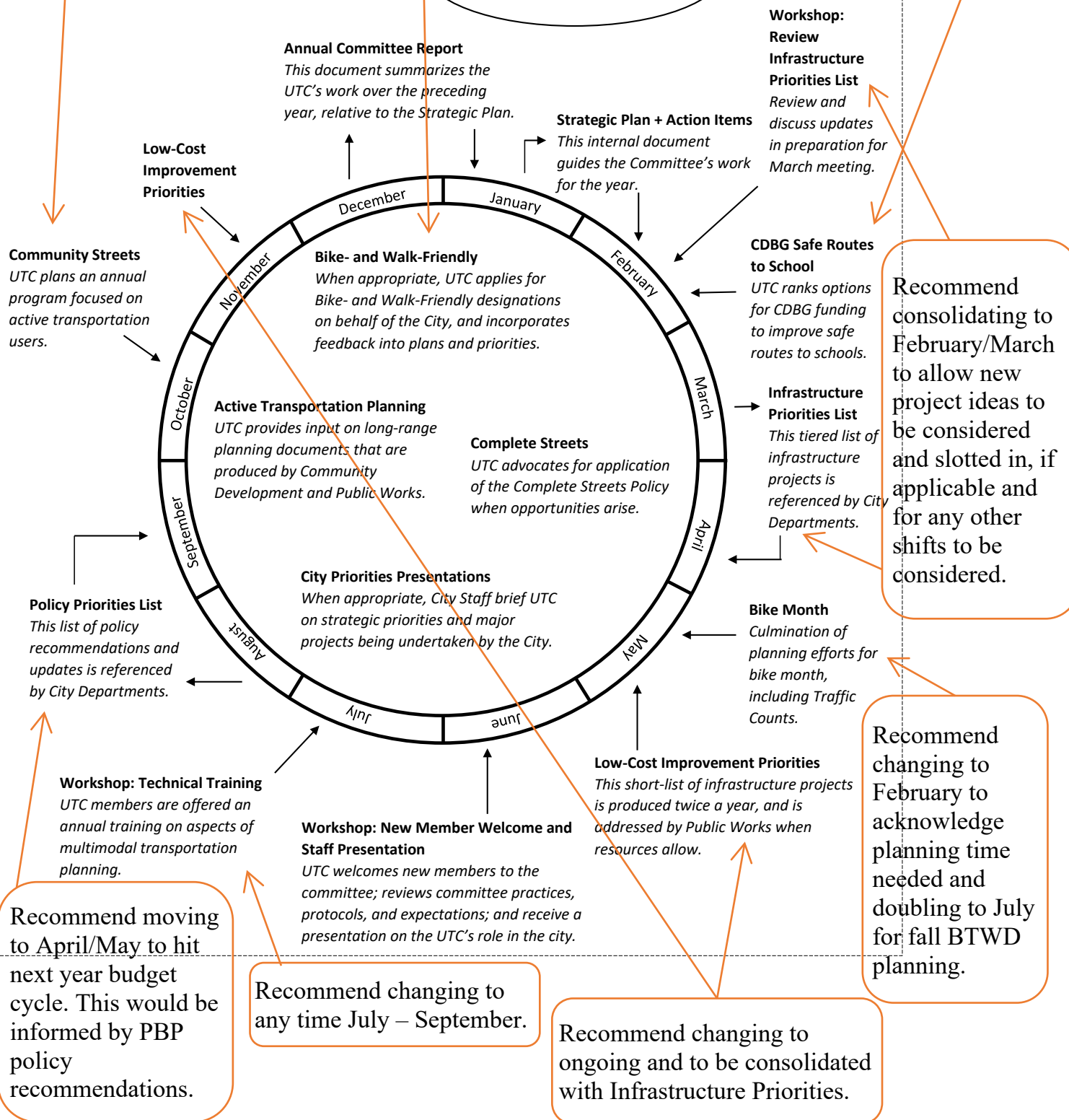
Recommend discussion of whether and how this is resurfaced.

Recommend clarifying 5-year cadence, combining maps review, and more thorough Infrastructure Priorities review.

Recommend removing based on updated City convention of prioritizing housing solutions (better matched to the grant intent and reporting).

Some UTC Projects are produced annually, while other responsibilities are handled on an as-needed basis.

Urban Trails Committee Annual Roadmap



	June	July	August
Regular Meeting	Welcoming new Members	Technical Training	AT Counts Presentation
		Fall Bike Month/BTWD kick-off	
Workshop	New Member Orientation		Summer Walk Audit
Community			

	September	October	November
Regular Meeting	→ Walk Audit Debrief	Engineering discussion for off-season plan	
		Final preparation for event	
Workshop			
Community	Fall Bike Month/BTWD	Living Streets Event?	

	December	January	February
Regular Meeting	Input – Annual Committee Report	→ Annual Report & Walk Audit Presentation	Introduce Infrastructure Priorities
	Reviewing mapping updates	Mission Statement review	Spring Bike Month/BTWD kick-off
Workshop	Winter Walk Audit? (3/yr)		Winter Walk Audit? (2/yr)
Community			Winter BTWD

	March	April	May
Regular Meeting	→ Incorporate new Infra. Priorities	Introduce Policy Priorities	→ Incorporate Policy Priorities
	Living Streets kick-off?	Engineering discussion for in-season plan	→ Walk Audit Debrief
Workshop		Spring Walk Audit? (3/yr)	
Community		Boards & Commissions recognition	Spring Bike Month/BTWD/Counts

Note: Monthly scheduling is for guidance only and agendas may shift as needed.

Ongoing activities:

- Reviewing requests for support

Intermittent activities:

- Supporting updates to Bicycle Friendly Communities application in first half of years ending in 4 and 9.
- Supporting wayfinding updates in years ending in 1 and 6.



Urban Trails Committee

2025 Summer Walk Audit

Carissa Finnerty
Mobility AmeriCorps Fellow
July 2024

Overview



Objective of the walk audit


Potential Routes & Significant Sites

Questions



Objectives

Evaluate the level of safe, comfortable, and convenient infrastructure through **active transportation modes** in a specific area of the City of Grand Junction.




Evaluate above objective in the **environmental conditions of summer.**

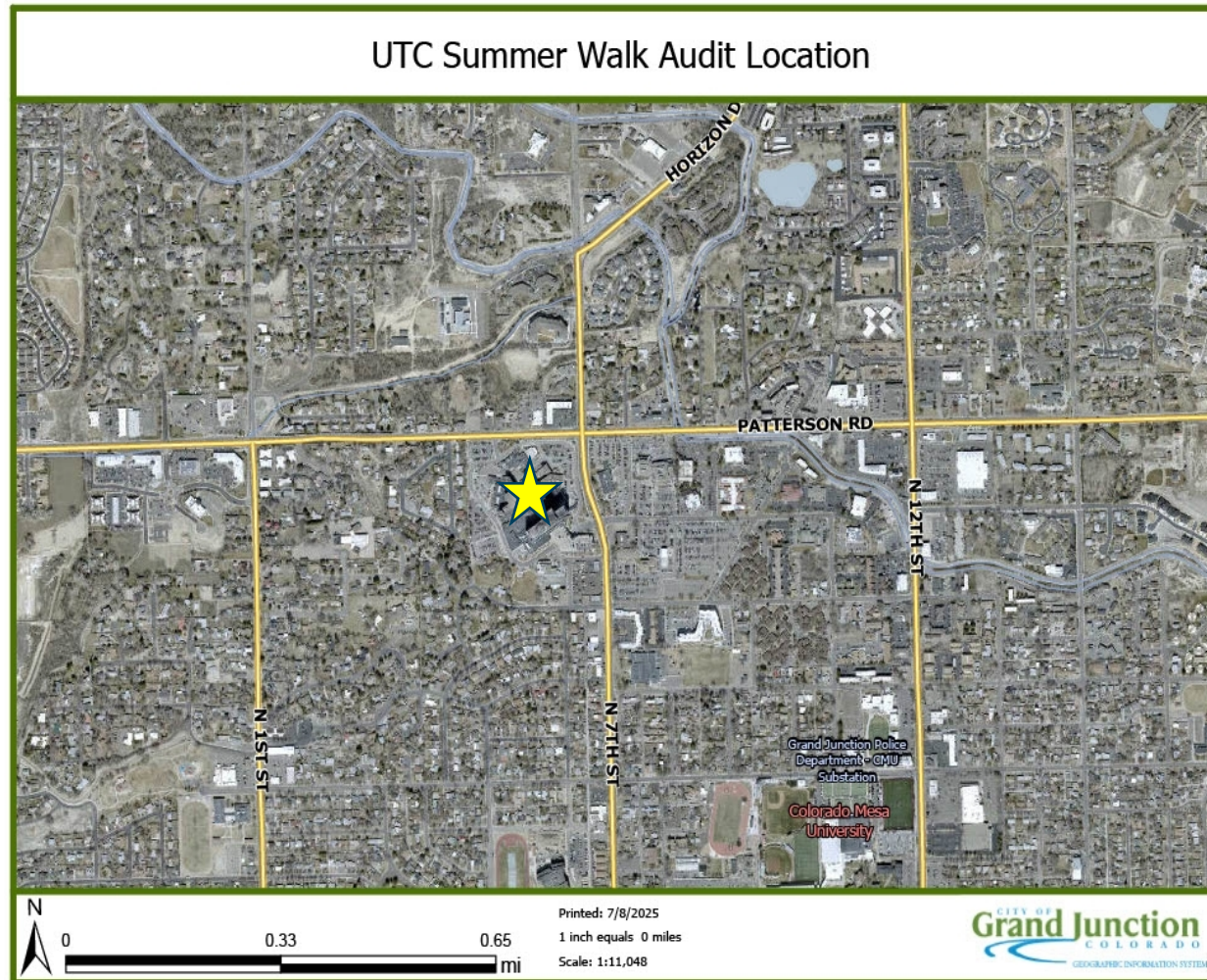


Date

Wednesday, August 27th @ 5:30pm



Recommendation: St Mary's Hospital - 7th & Patterson



Route Option #1

Sites:

St Mary's Regional
Medical Center

Distance: 0.87 miles

Facilities: public
sidewalk, internal
sidewalk



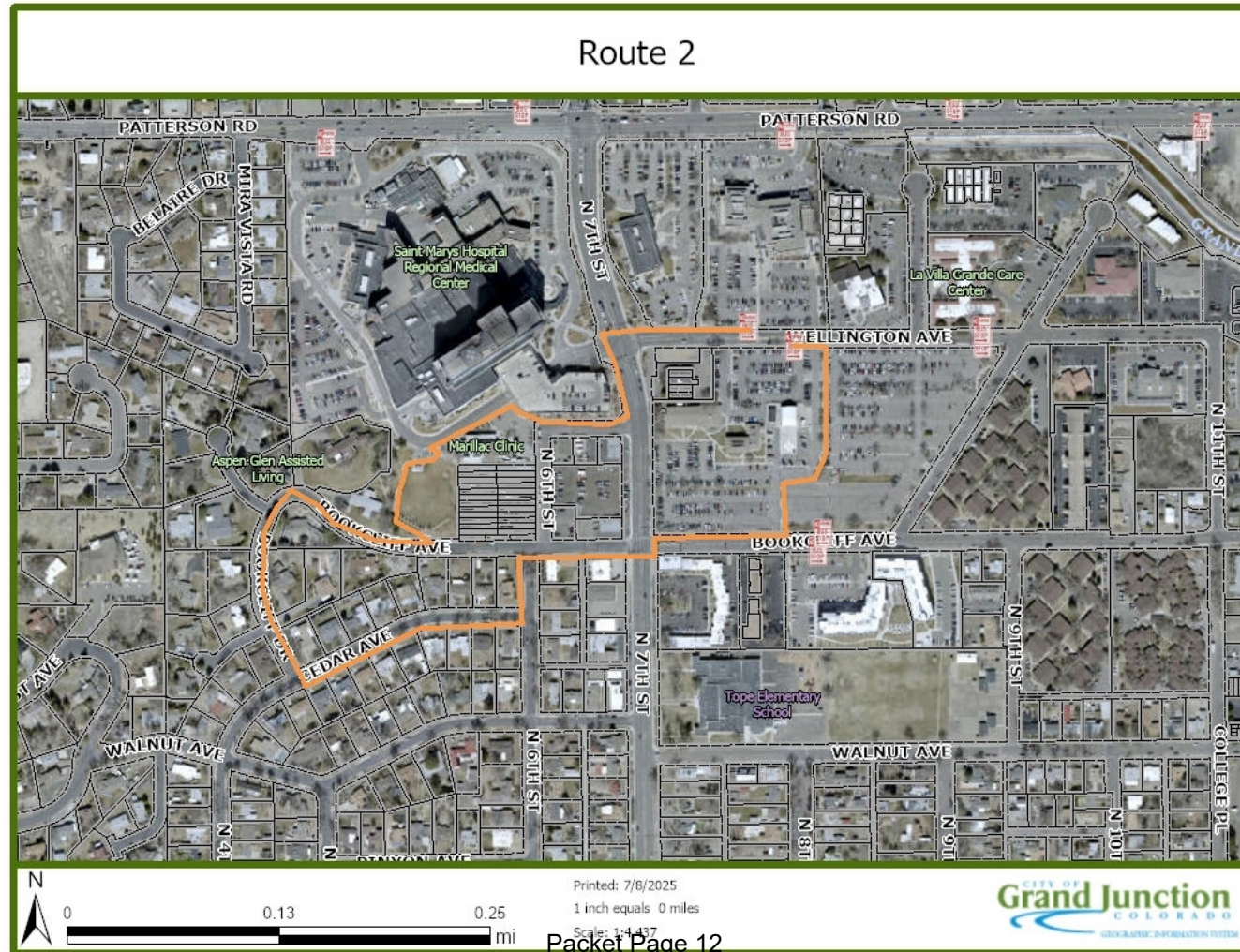
Route Option #2

Sites:

Aspen Glen Assisted Living

Marillac Clinic

Hospital staff parking lot



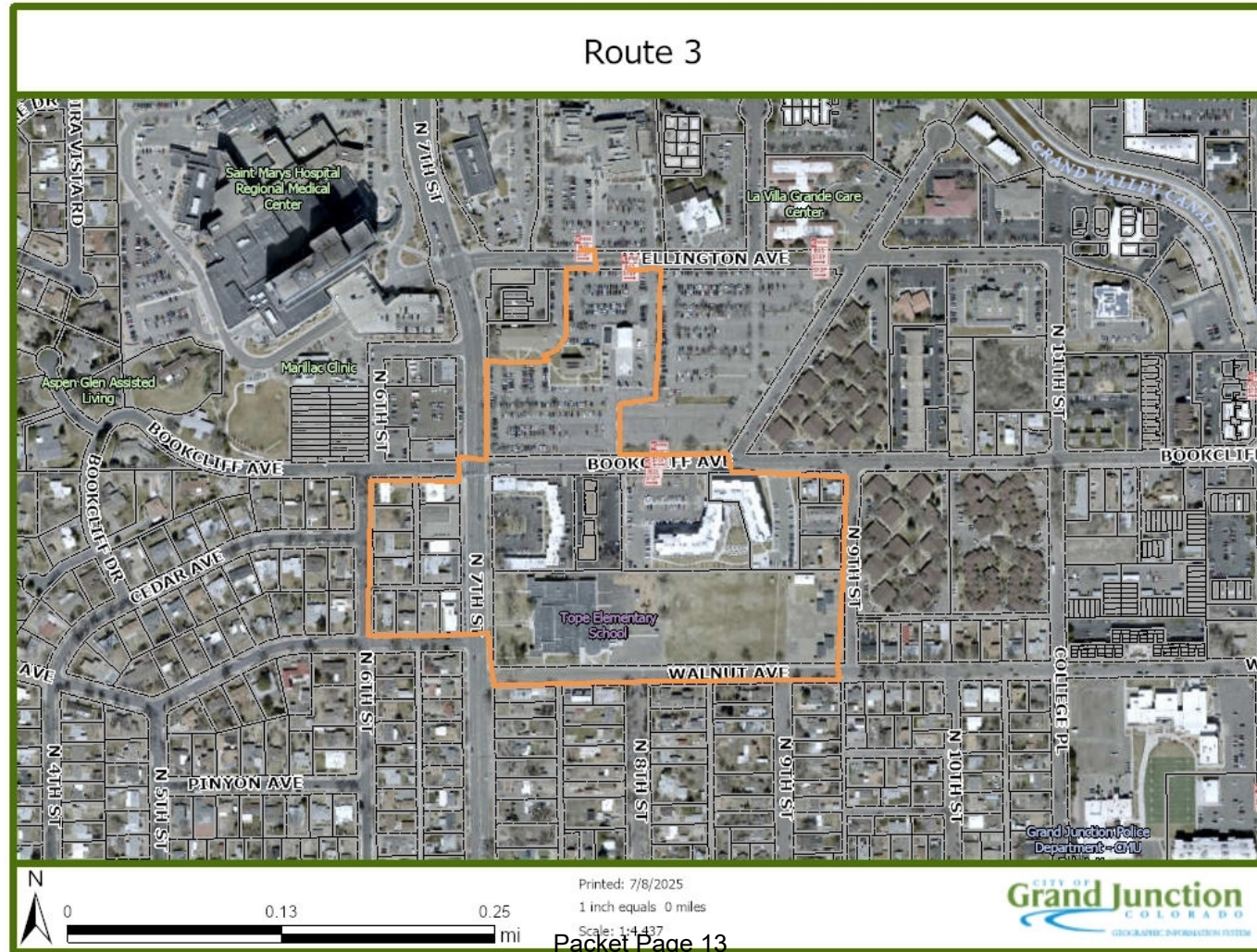
Distance: 1.06 miles

Facilities: public sidewalk, internal sidewalk

Route Option #3

Sites:

Tope Elementary
School



Distance: 1.09
miles

Facilities: public
sidewalk, internal
sidewalk

Roundtable

- Are there questions or concerns about routes?
- Is paper or electronic or both better
- Are there any specific organizations we'd like to invite
- How would we like to split up the group?



Urban Trails Committee 2025 Bike & Pedestrian Counts Initial Report

**Carissa Finnerty
Mobility Division Fellow
July 2025**

Introduction

3 Days & 5 Time Slots

- Saturday, May 3rd, 11am-1pm
- Tuesday, May 6th, 7am-9am & 4pm-6pm
- Thursday, May 8th, 7am-9am & 4pm-6pm

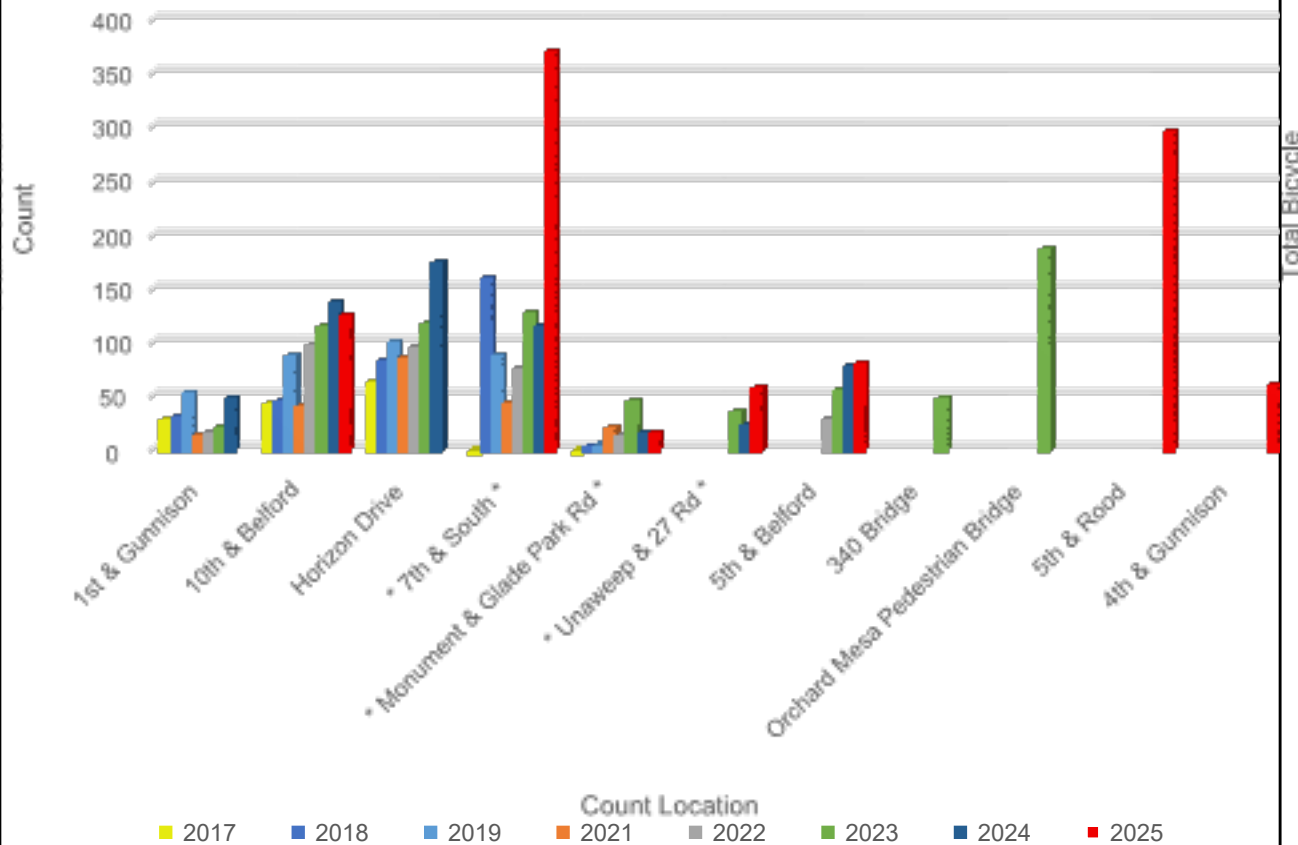
11 Total Locations

- 7 manually counted
- 3 video counted
- 1 hybrid
- 3 with double transects
- 2 with automatic counters

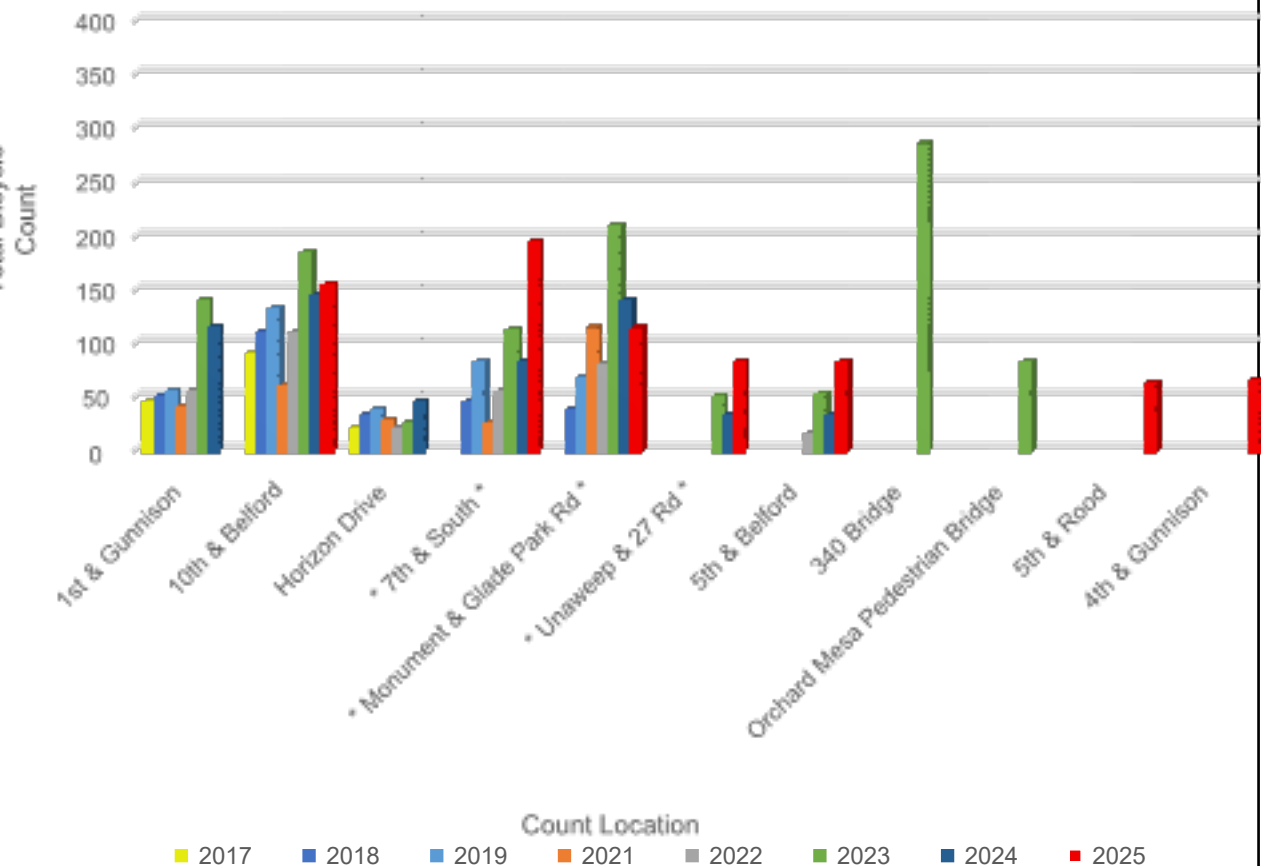
39 Volunteers

- Representatives:
 - City staff
 - City Council
 - RTPO
 - local non-profit
 - local bike shop
 - and residents
- 6 counted multiple times

Overall Pedestrian Traffic



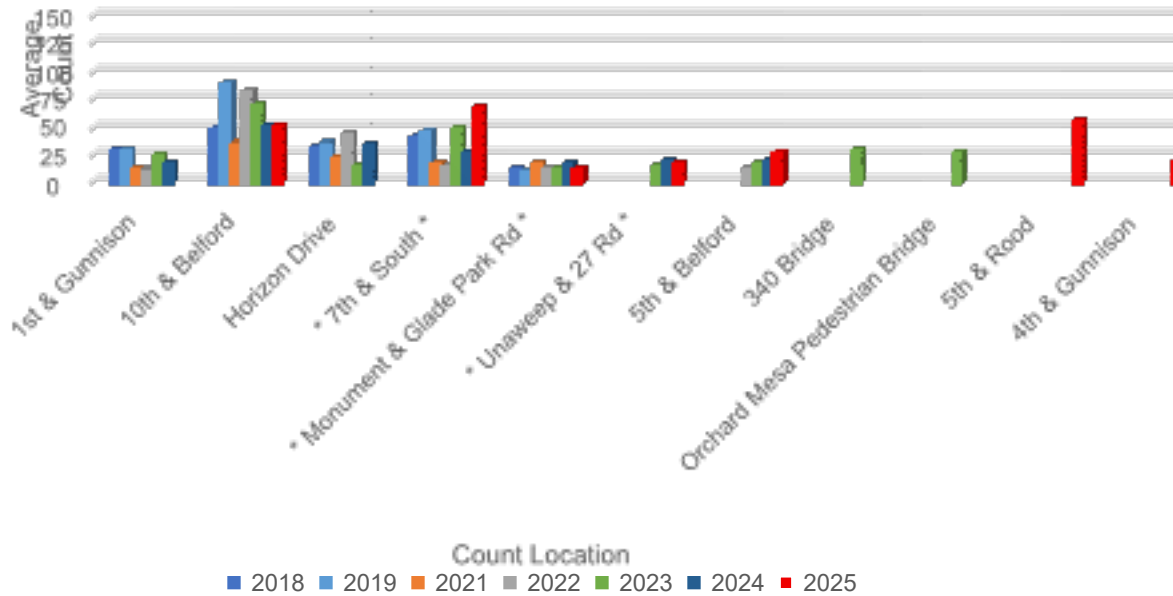
Overall Bicycle & e-Mobility Traffic



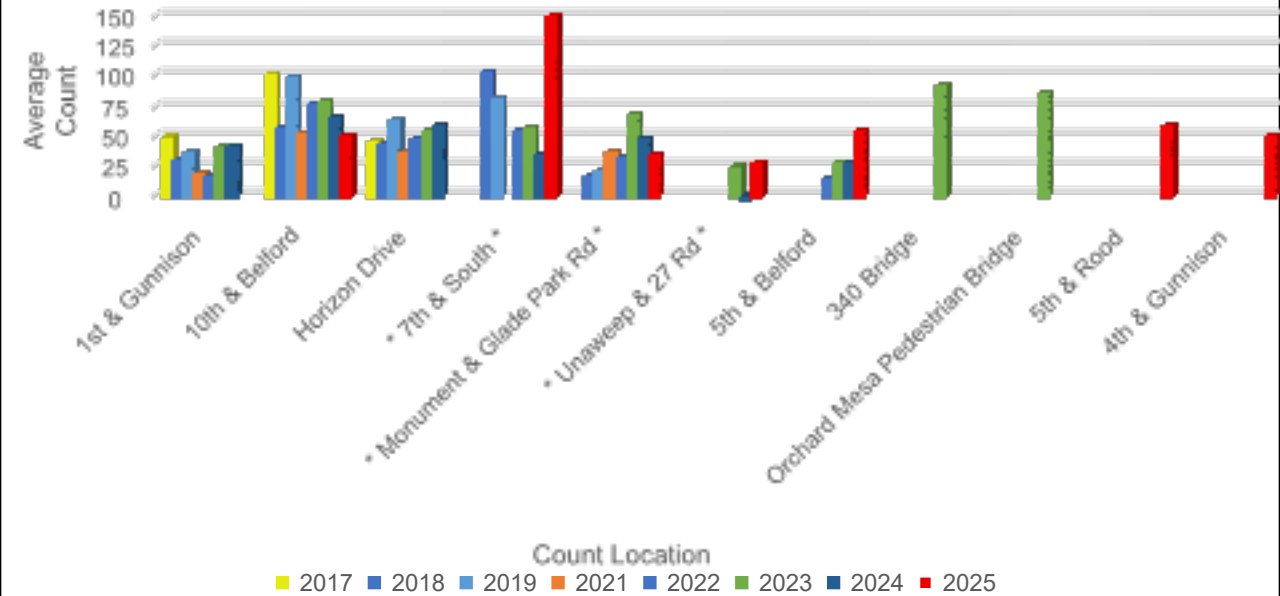
- More pedestrians than bicyclists – mixed numbers by site
- Highest overall count at 7th & South - **566**
 - **371** pedestrians
 - **195** cyclists
- Lowest overall count at Monument & Glade Park Road - **129**
 - **15** pedestrians

- All counts summed together by each site
- Cyclists and electric mobility device users summed together
- * Double transects summed *

Average Total Morning Traffic

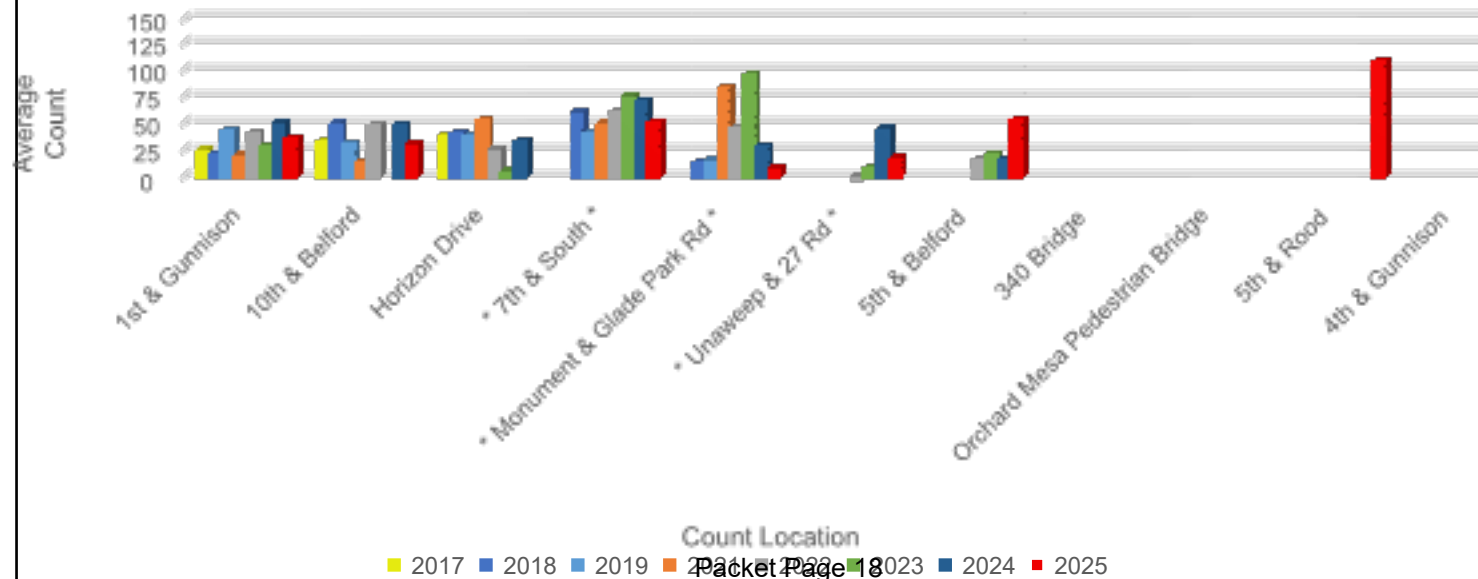


Average Total Afternoon Traffic

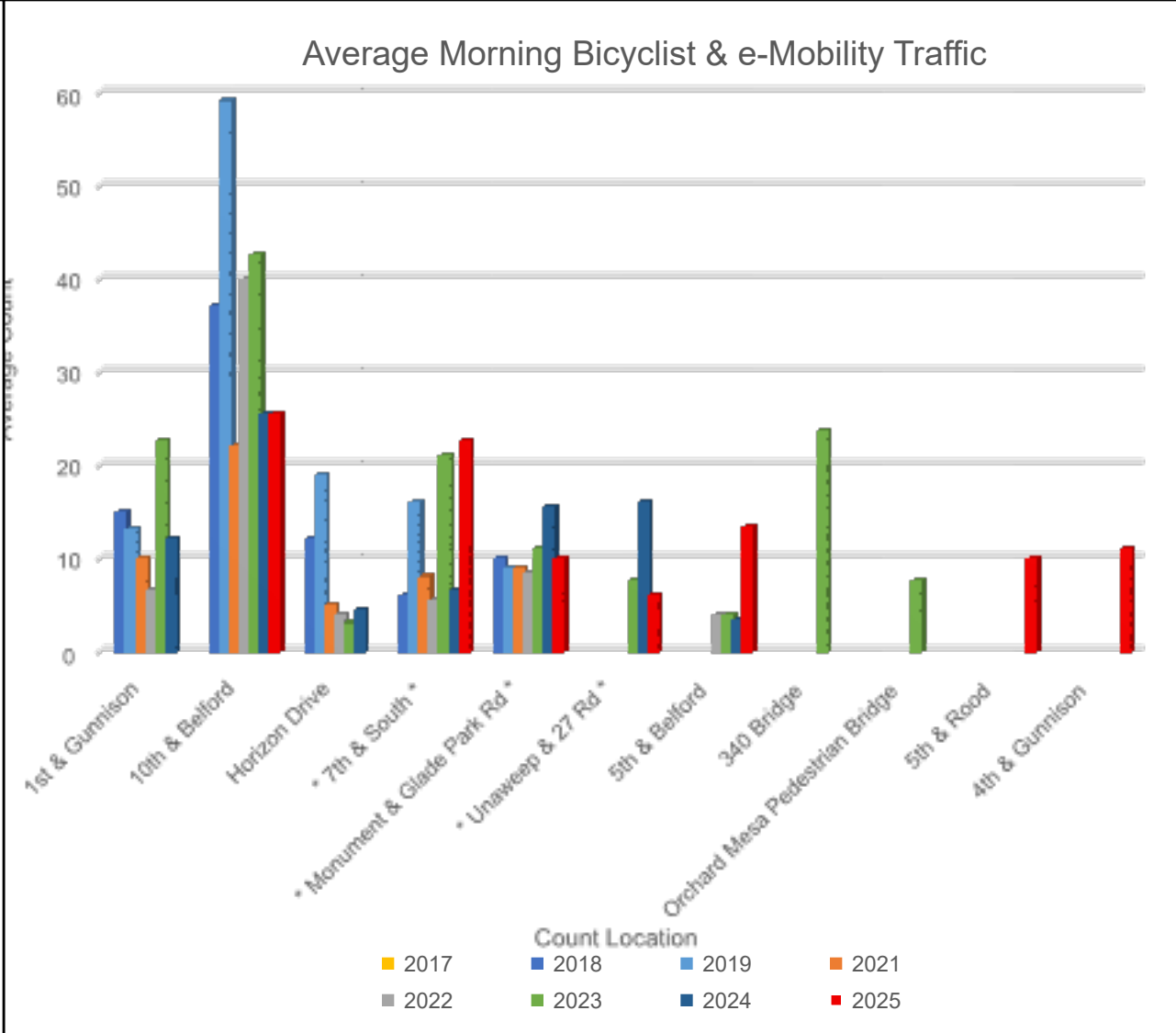
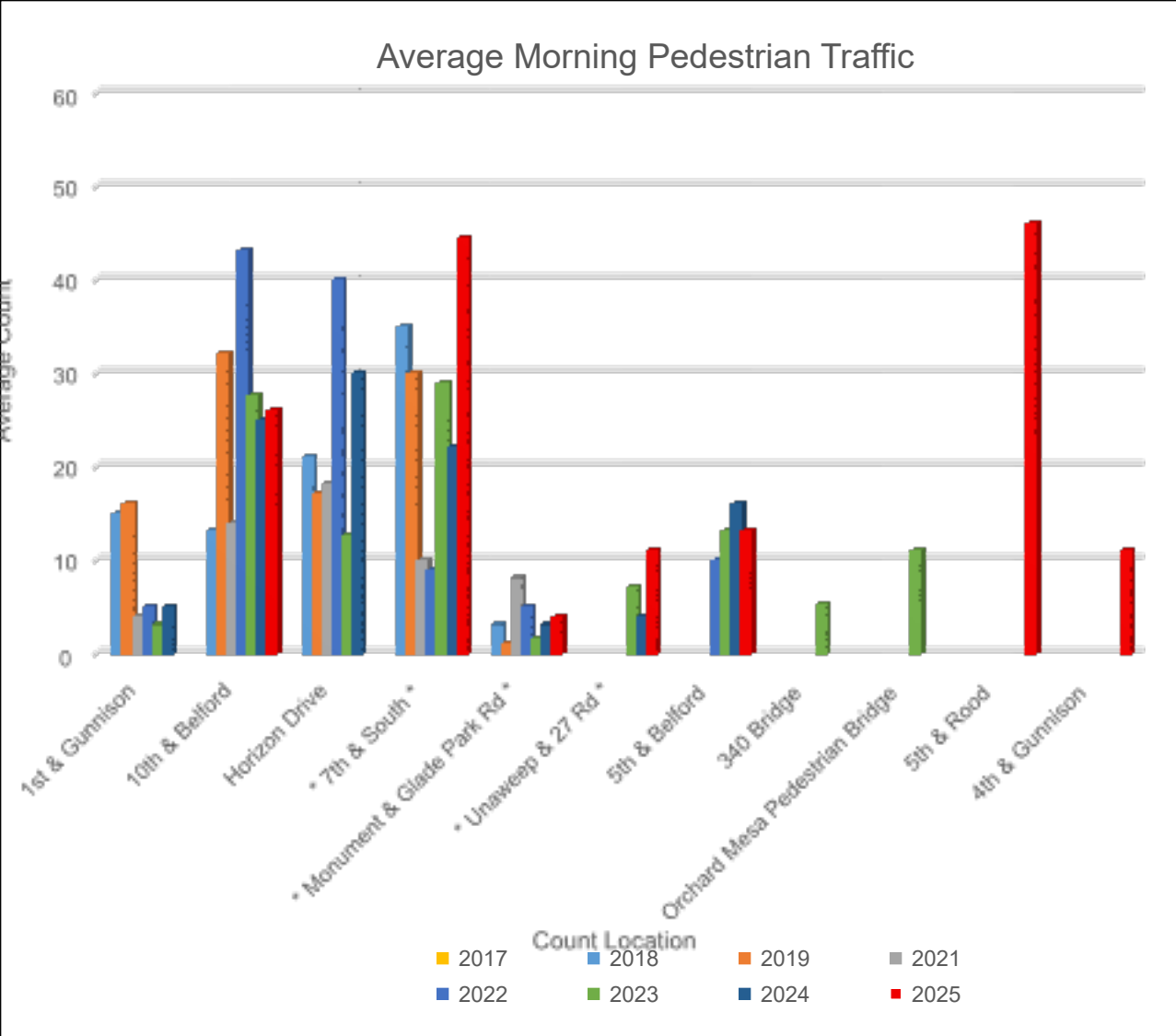


- Afternoon counts were highest
- Morning counts were lowest
- Exception: 5th & Rood – Midday Saturday

Average Total Midday Traffic



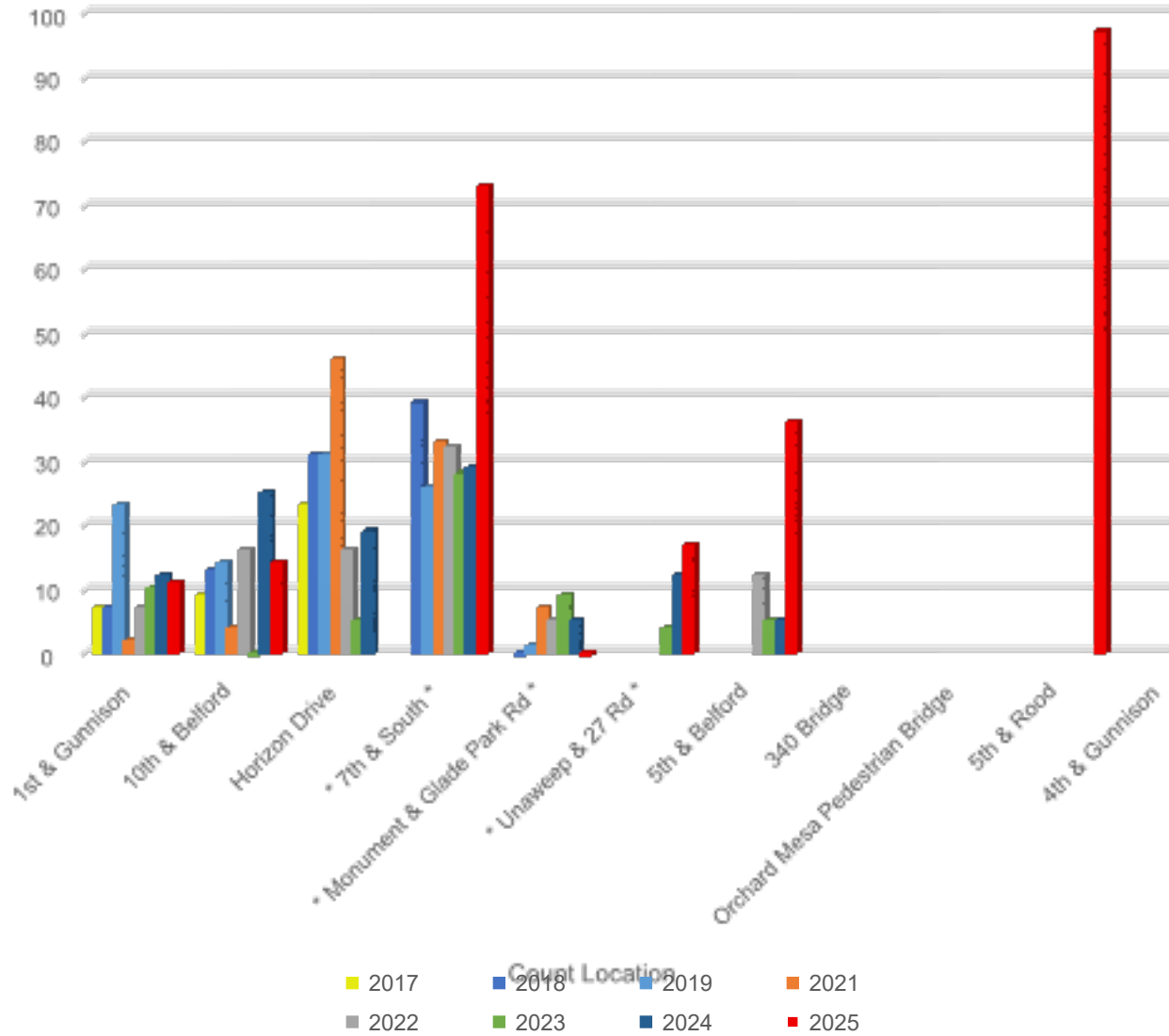
- Sum of all counts in that time of day
- Divided by number of time slots counted in that time of day (1 or 2)



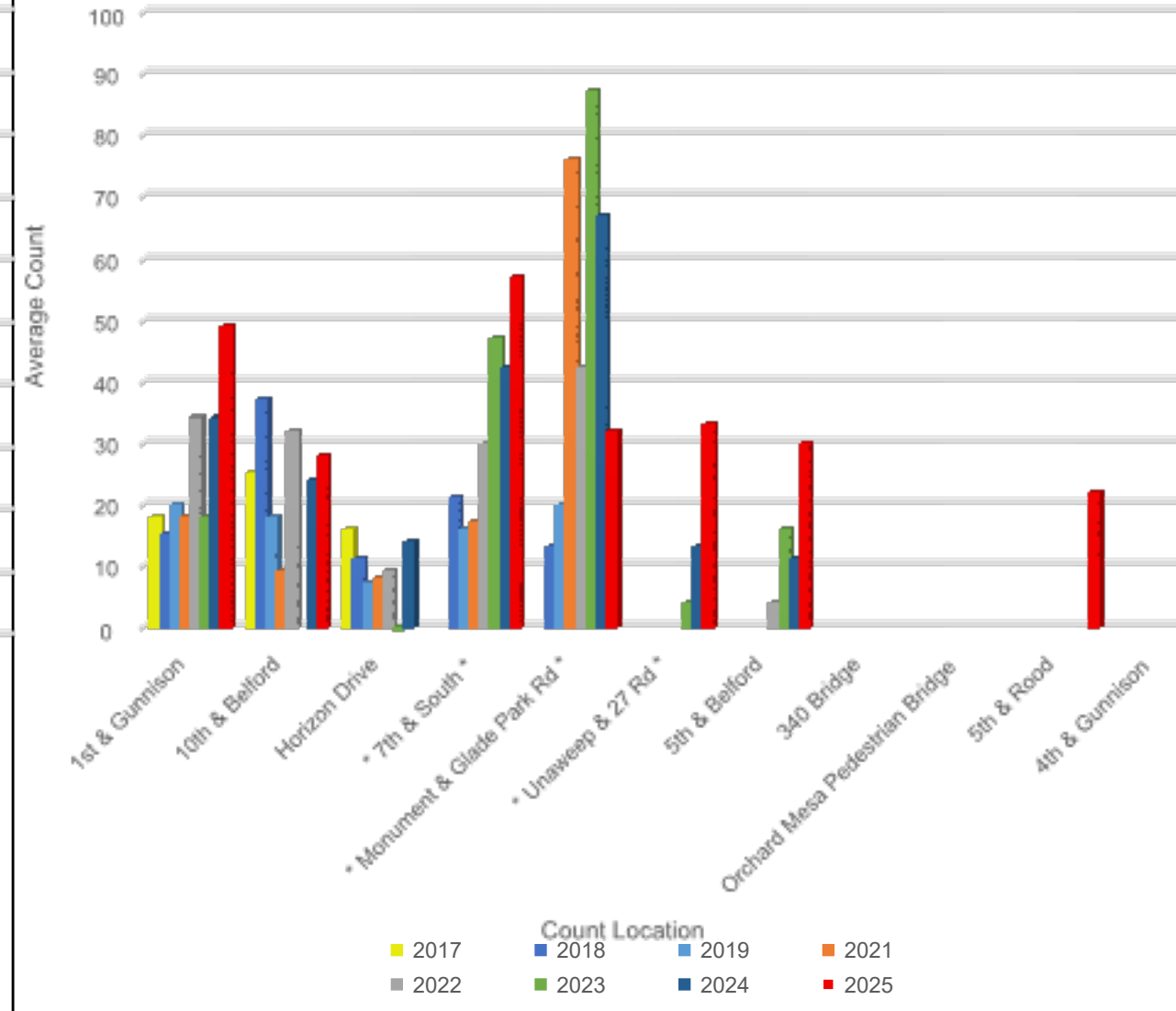
- More pedestrians across sites
- Some sites saw no difference between users
- Biggest difference in road users at 7th & South and 5th & Rood

- Counts summed by road user
- Divided by number of time slots counted in that time of day (1 or 2)

Average Midday Pedestrian Traffic



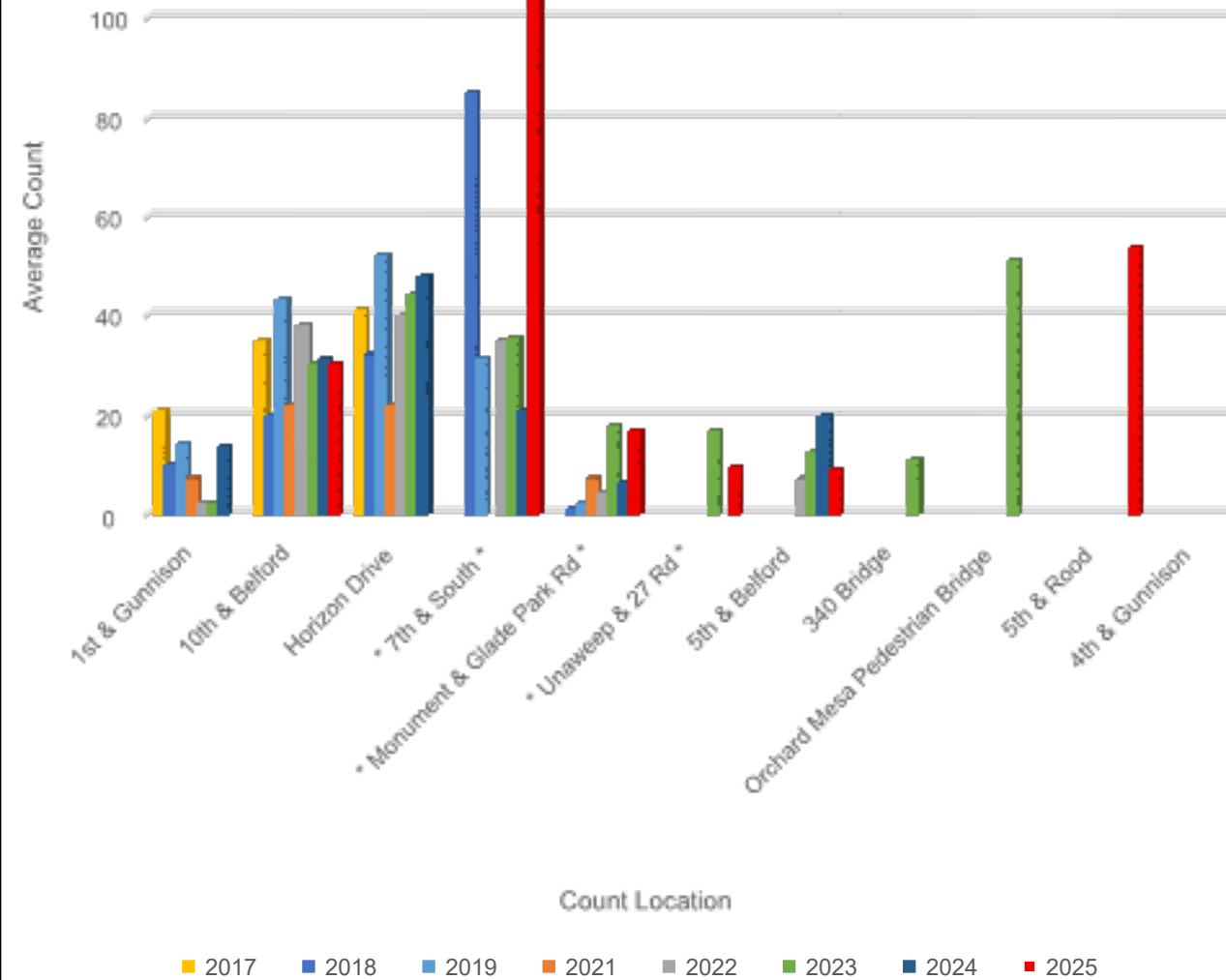
Average Midday Bicycle & e-Mobility Traffic



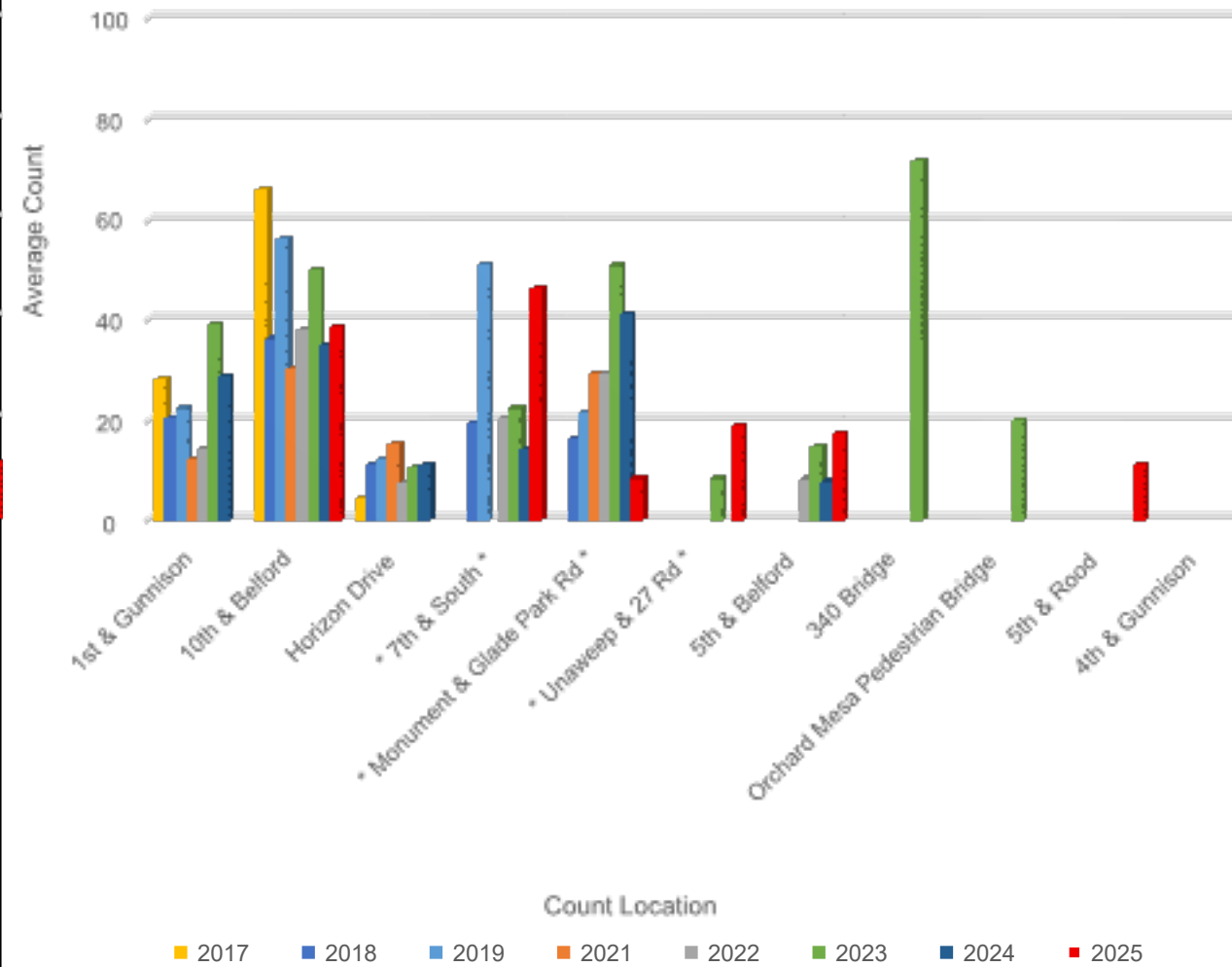
➤ More bicyclists across the sites

➤ Exceptions: 5th & Rood

Average Afternoon Pedestrian Traffic



Average Afternoon Bicyclist & e-Mobility Traffic



- Site by site, road user counts were mixed
- More pedestrians were counted

Thank you, volunteers!

Q & A