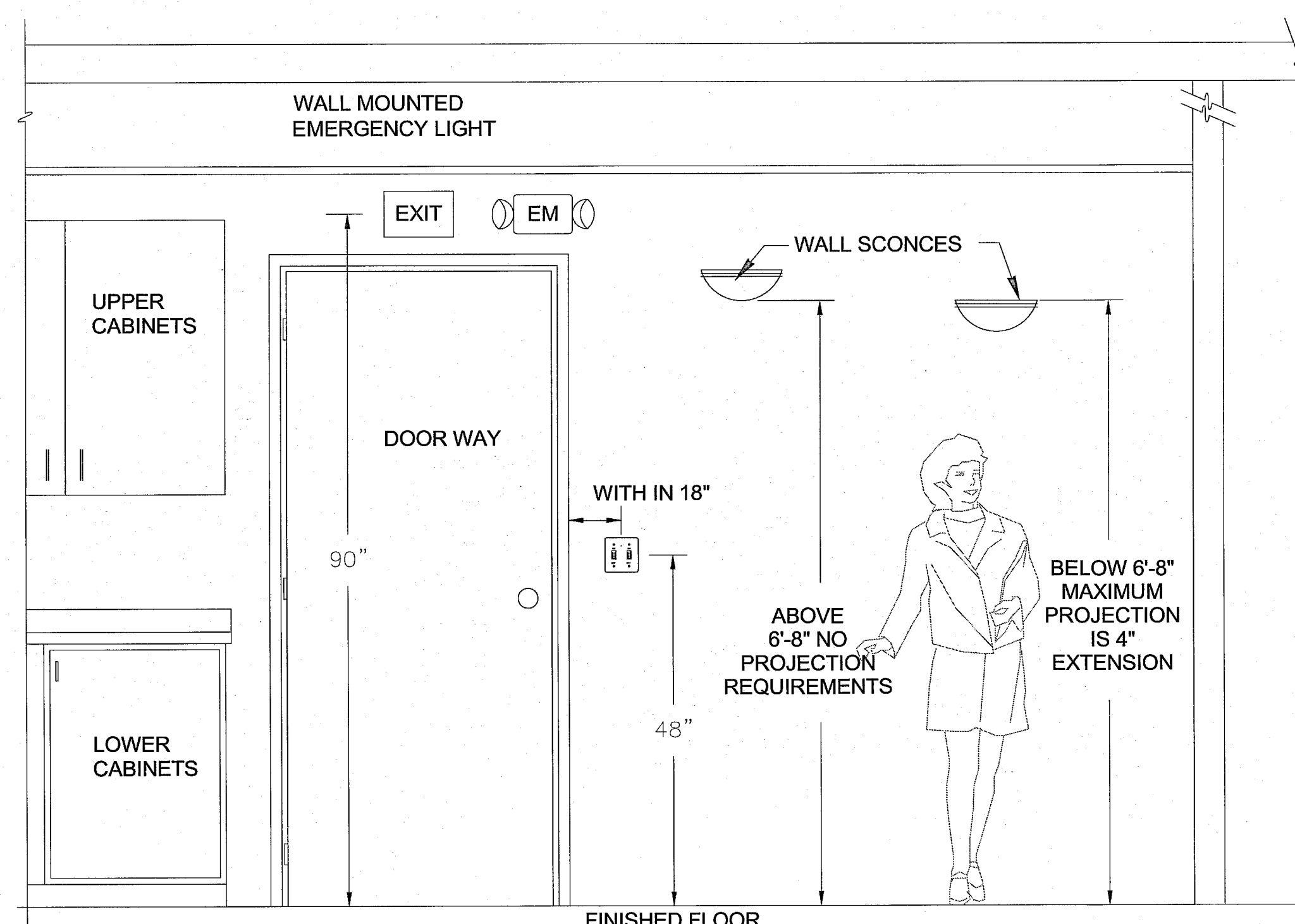


1 MAIN LEVEL LIGHTING PLAN
1/8" = 1'-0"

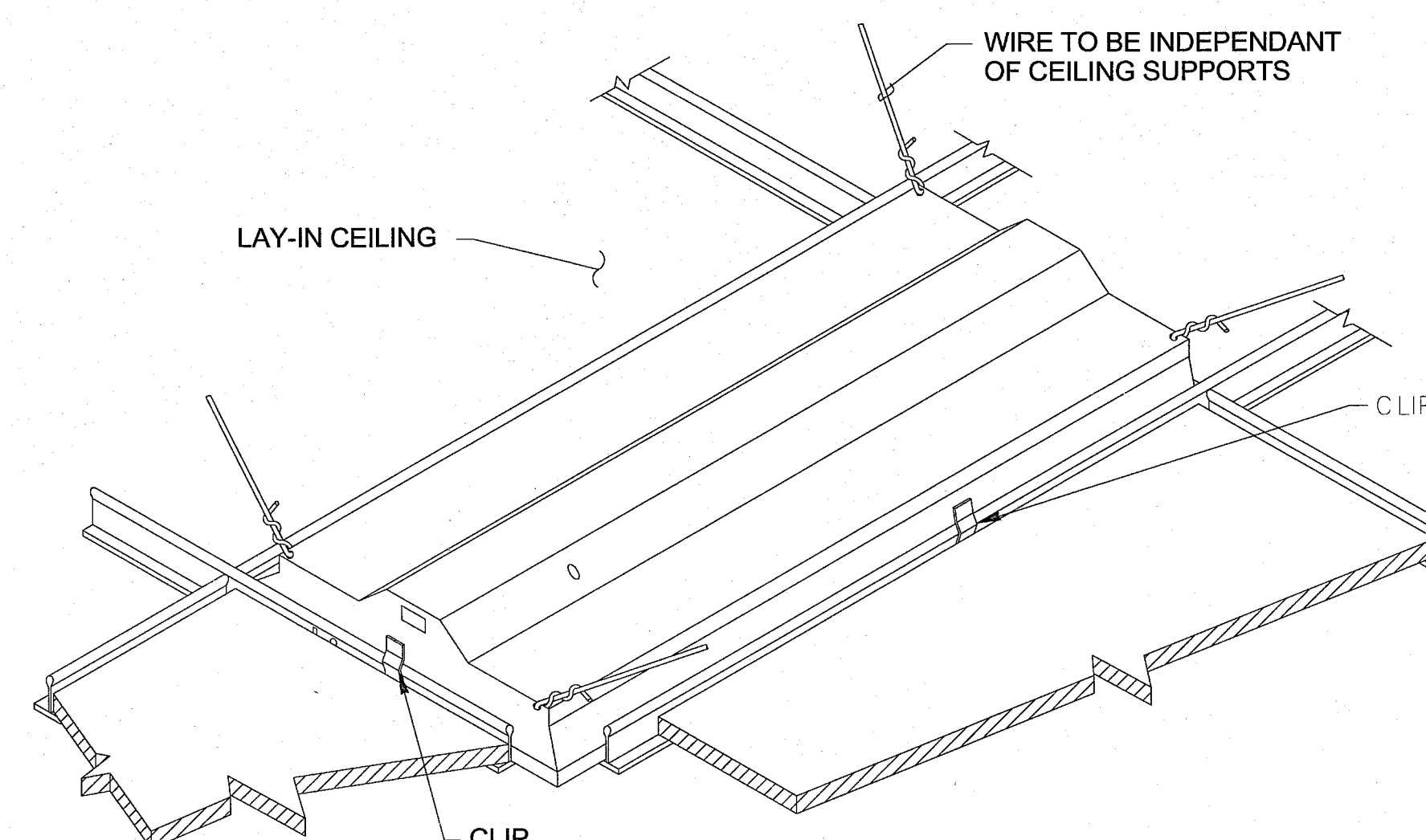
LIGHTING FIXTURE SCHEDULE						
Type Mark	Manufacturer	Model	Lamp	Electrical Data	Description	
A	Lithonia Lighting	2SPG-2/32-A12-MVOLT-GE-B-DUAL SWITCH+EL	F32T8/LT741	120 V/1-58 VA	2'x4' SPECIFICATION PREMIUM T8 TROFFER 2X4 2 LP T8 REV APEX A12 LENS 1/3 ELEC (EM BALLAST AS REQUIRED)	
B	Lithonia Lighting	SP8F-2/32-A12-MVOLT-GE-B-EL (AS REQUIRED)	F32T8/LT741	120 V/1-58 VA	SPECIFICATION PREMIUM TROFFER 1 X 4; 2 LAMP T8; PATTERN #12 ACRYLIC PRISMATIC LENS; ELECTRONIC BALLAST; PAINT AFTER FAB REFL. = .934	
B1	Lithonia Lighting	EJS-2/32T8-MVOLT-GE-B10IS-WGL	F32T8/LT741	120 V/1-58 VA	ABL Recessed 2x4	
C	Lithonia Lighting	DMW-2/32	F32T8/LT741	120 V/1-54 VA	10"Wx4"Lx5-5/8"D ENCLOSED AND GASKETED INDUSTRIAL SURFACE MOUNTED WET LOCATION LISTED FIXTURE, ALUMINUM HOUSING, ACRYLIC LENS	
EM	Acuity Brands Lighting	LQMSW3G-120/277-	T5	0 V/1-0 VA	ABL Recessed 2x4	
SA	Acuity Brands Lighting	WST-50MH-TB-CWI-DC12	50W MH	120 V/1-69 VA	ARCHITECTURAL SCONCE WITH WIDE THROW DISTRIBUTION WITH CLEAR; FLAT GLASS LENS. CLEAR LAMP.	
SB	Acuity Brands Lighting	TWL-42TRT-MVOLT-LPI-DMB	42W CFL	120 V/1-42 VA	10.5"Hx6.75"Wx3-7/8"D RECESSED WALL MOUNTED FLUORESCENT WALL PACK	



- DETAIL NOTES:**
- ALL DEVICES SHOWN ON THIS DETAIL ARE FOR REFERENCES OF MOUNTING HEIGHTS ONLY. THE ELECTRICAL CONTRACTOR SHALL FIELD ADJUST THE HEIGHTS AND LOCATIONS OF THE DEVICES AS REQUIRED FOR PROPER MOUNTING.
 - ALL DEVICES REQUIRED FOR THIS PROJECT MAY NOT APPEAR ON THIS DETAIL. ALL ITEMS SHOWN ON THIS DETAIL MAY NOT BE REQUIRED FOR THIS PROJECT.
 - THE AMERICANS WITH DISABILITIES ACT, KNOWN AS ADA, AFFECTS LIGHT FIXTURES USED IN CIRCULATION OR EGRESS SPACES. IN PRACTICE THIS MEANS THAT WALL MOUNTED FIXTURES LOCATED BELOW 6'-8" AFF IN HALLS, CORRIDORS, PASSAGEWAYS OR AISLES, MUST BE NO GREATER THAN 4" DEEP. THE ADA AFFECTS CONSTRUCTION FOR BOTH NEW AND EXISTING BUILDINGS.

LIGHTING DEVICE MOUNTING HEIGHT DETAIL

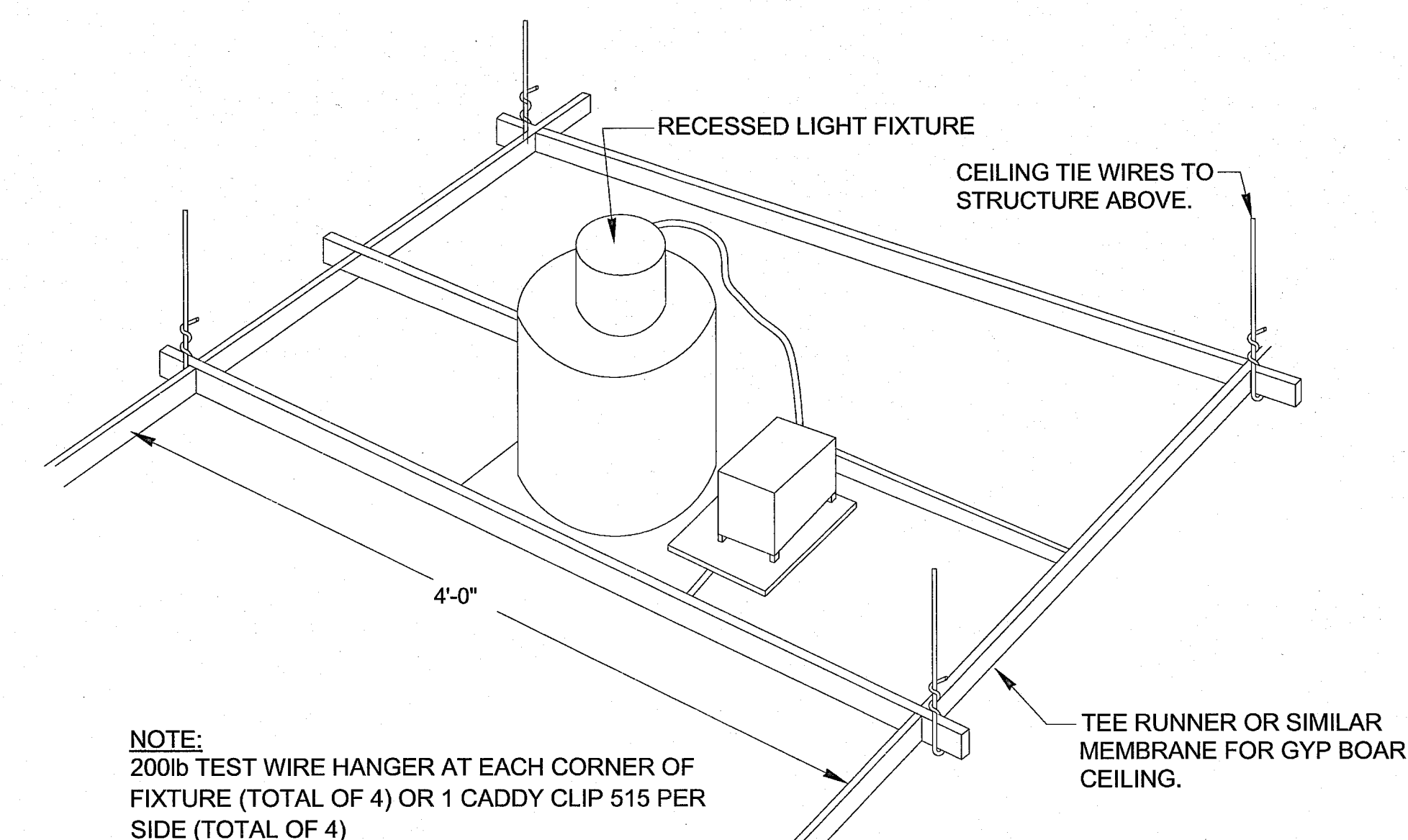
NOT TO SCALE



NOTE:
200lb TEST WIRE HANGER AT EACH CORNER OF FIXTURE (TOTAL OF 4) OR 1 CADDY CLIP 515 PER SIDE (TOTAL OF 4)

TYPICAL RECESSED LIGHT FIXTURE DETAIL

NOT TO SCALE



NOTE:
200lb TEST WIRE HANGER AT EACH CORNER OF FIXTURE (TOTAL OF 4) OR 1 CADDY CLIP 515 PER SIDE (TOTAL OF 4)

RECESSED LIGHT FIXTURE DETAIL

NOT TO SCALE

SINK COMBS DETHLEFS
A Professional Corporation for Architecture

Copyright by
Sink Combs
Dethlefs, P.C.
475 Lincoln Street,
Suite 100
Denver, Colorado 80202
303.308.0300
FAX 303.6222

Issues/Revisions:	Date:
SCHEMATIC DESIGN	6/24/11
SCHEMATIC DESIGN UPDATE	9/20/11
100% CD SET	11/7/11

LINCOLN PARK LOCKER RENOVATION & ADDITION

SCD Project No.: 1033.1

LIGHTING

Drawn By:
Checked By:

E1.10