

Parks and Recreation Advisory Board Minutes Regular Meeting – February 6, 2014

Item 1: Meeting Called to Order by Scott Coleman at 12:01 p.m.

Meeting Location: Parks and Recreation Administrative Office

Roll Call

Board Members Present: Bob Wiig
Gary Schroen
Kristy Emerson
Marc Litzen
Scott Coleman
Jim Doody (Ex-Officio)

Board Members Absent: Dr. Scott McBrayer
David McIlroy

Parks & Recreation Staff Present: Rob Schoeber, Director
Tressa Fisher, Administrative Specialist
Traci Wieland, Recreation Superintendent
Mike Vendegna, Parks Superintendent

Guests: Marty Chazen

Item 2: Approval of Minutes

The January 2, 2014 minutes had an incorrect meeting date. Marc Litzen moved to approve the January 2, 2014 Parks and Recreation Advisory Board minutes with the necessary date change. Gary Schroen seconded. The minutes were approved unanimously.

Motion adopted by the Parks and Recreation Advisory Board: Yes 5 No 0

Item 3: Matchett Park Update

Traci Wieland shared the Matchett Park Master Plan survey results, including the online survey, which received 1,199 responses, and the key pad polling that was held at the January 8, 2014 community meeting. (See attached) The Board members discussed the need to clarify some of the survey questions, including: clarification that trail use is non-motorized, refinement of the term “other” so it does not get confused with “none, possibly adding the question regarding likeliness of usage, and clarification of multi-purpose fields and their formality.

Discussion ensued, with the Board members expressing the polling system was a huge success by keeping the group engaged and organized, and that the survey results were very much in line with what was anticipated. Traci Wieland reported the next community open house is scheduled for Thursday, February 13, and will allow for more time in between the open house and presentations. The Board members were encouraged to attend and decided to schedule a “special” meeting for the following week to review the plans in detail.

Item 4: Las Colonias Park Update

The Las Colonias stakeholder's committee has unanimously decided to reapply for the recently declined GOCO grant. Staff has received feedback regarding the application, which included comments that the City's match was not high enough. The stakeholders have been re-approached requesting higher contributions, which resulted in over \$38,000 in funding (38.63% match). Discussion ensued regarding a PRAB group contribution towards the project, which will be discussed further at the special meeting. The grant application will be resubmitted in March, with an answer due in June.

The test channels have now been constructed and will be in place for a full year to allow for required water quality testing for the US Fish and Wildlife. If the test results are acceptable to US Fish and Wildlife, the full restoration project is scheduled to receive its "stamp of approval" in February 2015.

Item 5: Practice Field/Track Renovation

Rob Schoeber provided an update regarding CMU's request for improvements to the Lincoln Park track throwing area, which includes the shot put, discus, and hammer throw. The project was presented to the Parks Improvement Advisory Board last month, who approved a contribution of up to \$60,000. The throwing area improvements will provide CMU with the opportunity to host the RMAC men's and women's track and field meet in the spring of 2016, which could potentially bring 1,000 people to Grand Junction. The throwing area has now been fenced off in preparation of the construction. Staff is considering keeping the area fenced after the project has been completed in order to protect the new equipment. CMU is also discussing the possibility of a steeplechase in Lincoln Park, as the majority of the universities already have one.

Item 6: Stadium Concessionaire Update

The stadium concessionaire contract has been awarded to Brent Miller, owner of the Texas Food Company. Rob Schoeber stated Brent Miller was asked to provide concessions during the fall football season on very short notice and did an excellent job. Texas Food Company will be providing stadium concessions for 2014 baseball, track, JUCO, special events, and football season.

Item 7: Project Updates

No additional project updates were discussed.

Item 8: For the Good of the Community

No For the Good of the Community items were discussed.

Item 9: Adjourn

Meeting adjourned at 1:08 p.m.

Respectfully submitted,

Tressa Fisher
Administrative Specialist

Design Workshop, Inc.
Landscape Architecture
Land Planning
Urban Design
Strategic Services

Memorandum

To: Traci Wieland
From: Ashley Allis, Design Workshop
Date: February 3, 2014
Project Name: Matchett Park Master Plan
Project #: 5071
Subject: Phase 1 Public Comment Summary
Copy To: File

The Phase 1 component of the Matchett Park Master Plan included the following public engagement activities:

1. Open House Meeting Electronic Polling
2. Online Survey
3. Open House Meeting Dot Voting Exercise
4. Comment Cards and Email Comments

The following is a summary of the results of these activities.

It is important to note the demographic make-up present at the first open house, as this sample varies greatly with the larger population that has been providing information via the internet.

Open House #1

- We polled approximately 180 individuals
- 58% live directly adjacent or within walking distance of Matchett Park
- 62% were ages 51 or older

Online Poll

- The online survey collected responses from 1,199 people
- Less of the responses were from people living directly adjacent to the park, the majority of respondents were from people who live within Grand Junction but do not live within walking distance to the park (42%). 17% of respondents lived within walking distance to the park.
- A more diverse cross-section of age groups was represented with the majority from the 31-40 (28%) and 41-50 (24%) year old age groups.

Open House Electronic Polling (Attachment A)

The open house electronic polling revealed that the public is interested in a diversity of park recreational uses that are accessible to various user types, abilities, and ages. There was strong support for maintaining the existing natural qualities and quiet character of the park to include a diversity of trails. A community recreation center was also strongly supported, while this group

DESIGNWORKSHOP

Asheville • Aspen • Austin • Chicago • Denver • Salt Lake City • Tahoe
120 East Main Street, Aspen, Colorado 81611 • (t) 970.925.8354 • (f) 970.920.1387
www.designworkshop.com

did not show significant interest in designated athletic fields, and, as a whole, even showed more opposition to them than support. Informal, or flexible multipurpose, fields were supported more. The respondents showed interest in fitness areas, picnic areas, playgrounds, and outdoor performance space, amongst other passive uses. There was a split between those that wanted to see a dog park versus those who did not.

Given that this group is mostly from the neighborhood, there were also strong reactions to increased traffic and the routing of future roads, along with concerns with noise and vandalism. Overcrowding was also identified as an important issue.

Online Survey

The online survey aligned with responses from the electronic polling revealing support for a diversity of park recreational uses that are accessible to various user types, abilities, and ages. The facilities respondents feel are missing from the larger Grand Junction Parks and Recreation system included a community recreation center as well as passive areas to enjoy being in the outdoors. Respondents showed strong support for more passive recreational opportunities at Matchett Park in addition to amenities for families and children. In general, respondents were in favor of active recreation facilities for soccer, basketball and tennis as well as more informal activities such as fitness areas and an outdoor aquatic park. For the most, unlike the responses from the electronic polling, only a small percentage of participants were in opposition to organized league and informal active recreation facilities, with some greater opposition to the dirt jump bike park and skateboard/inline skate park. There was strong support across the board for all of the passive recreation uses at Matchett Park with little opposition for passive uses. Similar to the electronic survey, there was both support and opposition for a dog park with 31% of survey respondents against and 54% in favor of this use.

Managing vandalism, traffic and overcrowding were the most important issues to manage with the development of Matchett Park. Parking was thought to be best accommodated in medium sized lots that are dispersed throughout the park and are proportionate to each use. In both the electronic and online surveys, the preference for the park's aesthetic character was to emphasize the natural context.

Open House Meeting Dot Voting Exercise (Attachment B)

A summary of the open house dot voting exercise is attached here. The strongest support for activities came for pickleball, skateboarding, swimming, disc golf, trails, a community recreation center, and basic park facilities (restrooms). The public was also allowed to post comments or add ideas to this exercise, and some of those ideas include an arboretum, art, open space, and more voicing of traffic concerns.

Comment Cards/Email Comments

The comments received were primarily gathered at the first public open house, totaling 49 returned to us and eight individuals emailing their thoughts, ideas, and concerns. In assessing the comments, the following programmatic elements emerged as important from this group:

- trails (approx. 21)
- recreation/community center (approx. 11)
- skateboard park (approx. 10)
- keeping Matchett in its natural state (approx. 11)

- ample and convenient parking

A number of concerns were also listed including light pollution, traffic, security, maintenance, noise, and activities in proximity to existing neighborhoods. Since this meeting was heavily attended by members of the neighborhood, there was also a good group of people that would like to see no changes or development occur here.

Within a recreation center, people have ideas to see indoor/outdoor pools and water features, indoor/outdoor walking track, community meeting and gathering spaces, increased fitness programs, and even a small café.

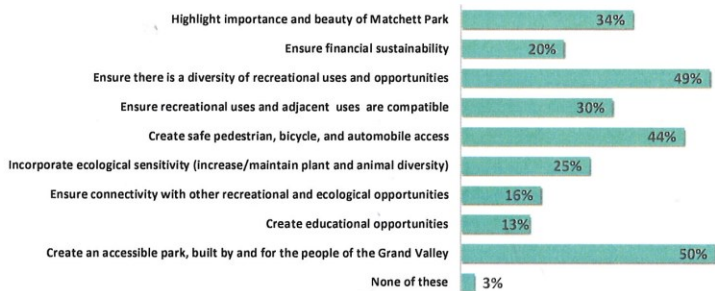
Matchett Park Meeting 1 Keypad Results

January 9th, 2014

Total Participants: 179 (Session 1: 149, Session 2: 31)

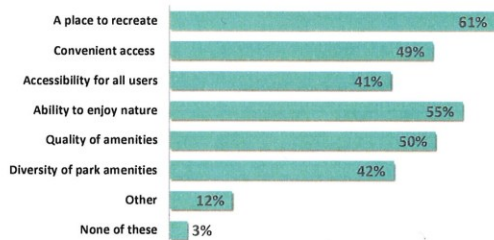
1.) Choose your top three goals for the master plan of Matchett Park: (Select three)

	Session 1		Session 2		Combined Sessions		Percent of Attendees
	percent	count	percent	count	percent	count	
Highlight importance and beauty of Matchett Park	12%	49	12%	11	12%	60	34%
Ensure financial sustainability	8%	32	4%	4	7%	36	20%
Ensure there is a diversity of recreational uses and opportunities	17%	69	20%	18	17%	87	49%
Ensure recreational uses and adjacent uses are compatible	10%	40	14%	13	10%	53	30%
Create safe pedestrian, bicycle, and automobile access	16%	66	13%	12	15%	78	44%
Incorporate ecological sensitivity (increase/maintain plant and animal diversity)	9%	37	9%	8	9%	45	25%
Ensure connectivity with other recreational and ecological opportunities	6%	25	3%	3	6%	28	16%
Create educational opportunities	5%	19	6%	5	5%	24	13%
Create an accessible park, built by and for the people of the Grand Valley	18%	73	18%	16	18%	89	50%
None of these	1%	5	0%	0	1%	5	3%
Total	100%	415	100%	90	100%	505	



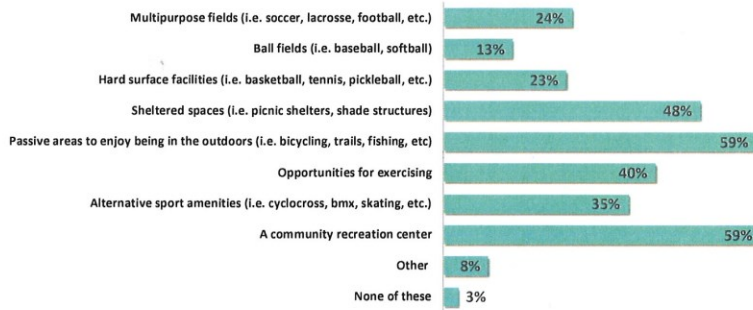
2.) The qualities I like most in Grand Junction parks are: (Select all that apply)

	Session 1		Session 2		Combined Sessions		Percent of Attendees
	percent	count	percent	count	percent	count	
A place to recreate	18%	85	25%	24	19%	109	61%
Convenient access	15%	70	19%	18	16%	88	49%
Accessibility for all users	13%	61	14%	13	13%	74	41%
Ability to enjoy nature	19%	86	13%	12	18%	98	55%
Quality of amenities	17%	78	11%	11	16%	89	50%
Diversity of park amenities	14%	64	11%	11	13%	75	42%
Other	3%	16	5%	5	4%	21	12%
None of these	1%	4	2%	2	1%	6	3%
Total	100%	464	100%	96	100%	560	



3.) When you think about Grand Junction Parks and Recreation, what are amenities you think are missing or that the area could use more of? (Select all that apply)

	Session 1		Session 2		Combined Sessions		Percent of Attendees
	percent	count	percent	count	percent	count	
Multipurpose fields (i.e. soccer, lacrosse, football, etc.)	8%	36	8%	7	8%	43	24%
Ball fields (i.e. baseball, softball)	4%	18	5%	5	4%	23	13%
Hard surface facilities (i.e. basketball, tennis, pickleball, etc.)	8%	35	7%	6	7%	41	23%
Sheltered spaces (i.e. picnic shelters, shade structures)	17%	77	10%	9	15%	86	48%
Passive areas to enjoy being in the outdoors (i.e. bicycling, trails, fishing, etc)	20%	91	15%	14	19%	105	59%
Opportunities for exercising	13%	59	13%	12	13%	71	40%
Alternative sport amenities (i.e. cyclocross, bmx, skating, etc.)	10%	47	16%	15	11%	62	35%
A community recreation center	19%	87	21%	19	19%	106	59%
Other	3%	12	3%	3	3%	15	8%
None of these	1%	4	1%	1	1%	5	3%
Total	100%	466	100%	91	100%	557	



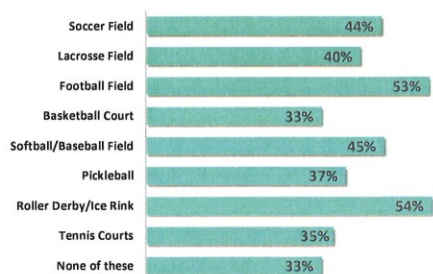
-
- ample and convenient parking

A number of concerns were also listed including light pollution, traffic, security, maintenance, noise, and activities in proximity to existing neighborhoods. Since this meeting was heavily attended by members of the neighborhood, there was also a good group of people that would like to see no changes or development occur here.

Within a recreation center, people have ideas to see indoor/outdoor pools and water features, indoor/outdoor walking track, community meeting and gathering spaces, increased fitness programs, and even a small café.

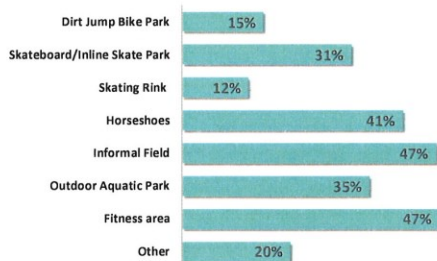
6.) I oppose the following active recreational uses (organized league) at this park: (Select all that apply)

	Session 1		Session 2		Combined Sessions		Percent of Attendees
	percent	count	percent	count	percent	count	
Soccer Field	12%	68	11%	11	12%	79	44%
Lacrosse Field	11%	60	12%	12	11%	72	40%
Football Field	14%	80	15%	15	14%	95	53%
Basketball Court	9%	49	10%	10	9%	59	33%
Softball/Baseball Field	12%	69	11%	11	12%	80	45%
Pickleball	10%	56	11%	11	10%	67	37%
Roller Derby/Ice Rink	14%	81	15%	15	14%	96	54%
Tennis Courts	9%	53	10%	10	9%	63	35%
None of these	9%	53	6%	6	9%	59	33%
Total	100%	569	100%	101	100%	670	



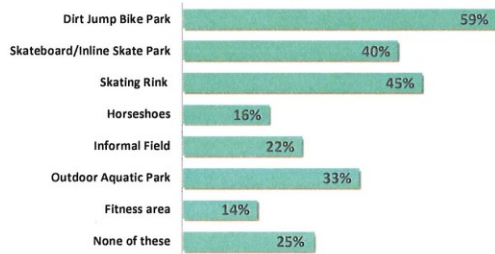
7.) I would be in favor of the following active recreational uses (informal) at this park: (Select all that apply)

	Session 1		Session 2		Combined Sessions		Percent of Attendees
	percent	count	percent	count	percent	count	
Dirt Jump Bike Park	7%	25	3%	2	6%	27	15%
Skateboard/Inline Skate Park	11%	41	22%	15	13%	56	31%
Skating Rink	5%	17	7%	5	5%	22	12%
Horseshoes	16%	60	19%	13	16%	73	41%
Informal Field	21%	79	7%	5	19%	84	47%
Outdoor Aquatic Park	14%	53	13%	9	14%	62	35%
Fitness area	19%	71	21%	14	19%	85	47%
Other	8%	32	6%	4	8%	36	20%
Total	100%	378	100%	67	100%	445	



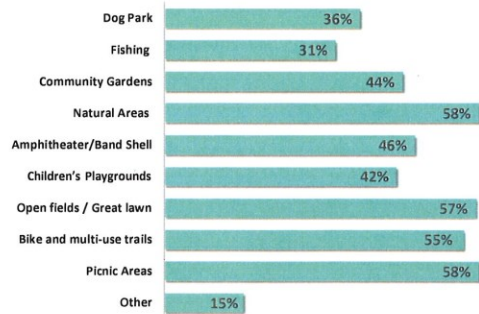
8.) I oppose the following active recreational uses (informal) at this park: (Select all that apply)

	Session 1		Session 2		Combined Sessions		Percent of Attendees
	percent	count	percent	count	percent	count	
Dirt Jump Bike Park	23%	87	25%	18	23%	105	59%
Skateboard/Inline Skate Park	16%	62	14%	10	16%	72	40%
Skating Rink	18%	69	15%	11	18%	80	45%
Horseshoes	6%	23	8%	6	6%	29	16%
Informal Field	8%	29	15%	11	9%	40	22%
Outdoor Aquatic Park	13%	51	11%	8	13%	59	33%
Fitness area	6%	21	5%	4	6%	25	14%
None of these	10%	39	7%	5	10%	44	25%
Total	100%	381	100%	73	100%	454	



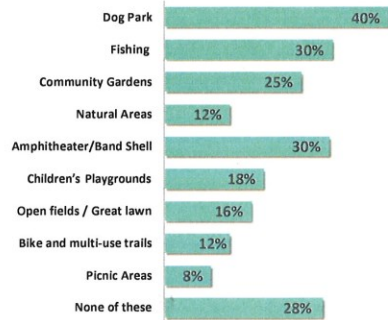
9.) I would be in favor of the following passive recreational uses at this park: (Select all that apply)

	Session 1		Session 2		Combined Sessions		Percent of Attendees
	percent	count	percent	count	percent	count	
Dog Park	7%	48	11%	16	8%	64	36%
Fishing	7%	42	10%	14	7%	56	31%
Community Gardens	11%	69	6%	9	10%	78	44%
Natural Areas	14%	89	10%	14	13%	103	58%
Amphitheater/Band Shell	9%	60	15%	22	10%	82	46%
Children's Playgrounds	10%	63	9%	13	10%	76	42%
Open fields / Great lawn	13%	86	11%	16	13%	102	57%
Bike and multi-use trails	13%	83	10%	15	12%	98	55%
Picnic Areas	13%	84	13%	19	13%	103	58%
Other	3%	21	4%	5	3%	26	15%
Total	100%	645	100%	143	100%	788	



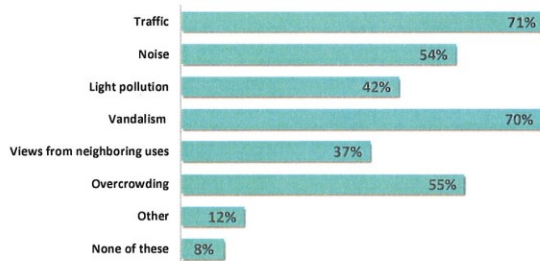
10.) I oppose the following passive recreational uses at this park: (Select all that apply)

	Session 1		Session 2		Combined Sessions		Percent of Attendees
	percent	count	percent	count	percent	count	
Dog Park	20%	66	10%	6	18%	72	40%
Fishing	15%	49	8%	5	14%	54	30%
Community Gardens	10%	32	20%	12	11%	44	25%
Natural Areas	4%	14	12%	7	5%	21	12%
Amphitheater/Band Shell	15%	51	3%	2	14%	53	30%
Children's Playgrounds	8%	28	7%	4	8%	32	18%
Open fields / Great lawn	6%	20	13%	8	7%	28	16%
Bike and multi-use trails	6%	19	3%	2	5%	21	12%
Picnic Areas	4%	14	2%	1	4%	15	8%
None of these	11%	38	22%	13	13%	51	28%
Total	100%	331	100%	60	100%	391	



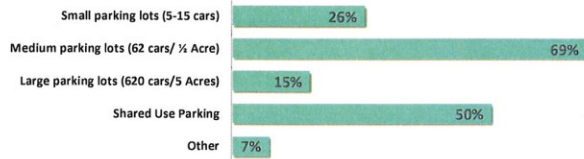
11.) The issues I think are most important to manage with the development of Matchett Park are: (Select all that apply)

	Session 1		Session 2		Combined Sessions		Percent of Attendees
	percent	count	percent	count	percent	count	
Traffic	20%	107	25%	20	20%	127	71%
Noise	16%	87	11%	9	15%	96	54%
Light pollution	12%	67	11%	9	12%	76	42%
Vandalism	19%	105	26%	21	20%	126	70%
Views from neighboring uses	11%	61	6%	5	11%	66	37%
Overcrowding	16%	88	14%	11	16%	99	55%
Other	3%	19	4%	3	4%	22	12%
None of these	2%	13	3%	2	2%	15	8%
Total	100%	547	100%	80	100%	627	



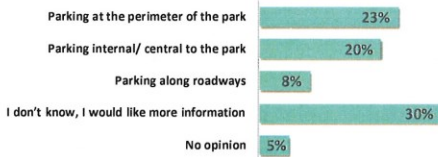
12.) Given the choice, which type of parking is appropriate for Matchett Park? (Select all that apply)

	Session 1		Session 2		Combined Sessions		Percent of Attendees
	percent	count	percent	count	percent	count	
Small parking lots (5-15 cars)	16%	39	14%	7	15%	46	26%
Medium parking lots (62 cars/ 1/4 Acre)	41%	102	42%	21	41%	123	69%
Large parking lots (620 cars/5 Acres)	9%	22	10%	5	9%	27	15%
Shared Use Parking	29%	73	34%	17	30%	90	50%
Other	5%	13	0%	0	4%	13	7%
Total	100%	249	100%	50	100%	299	



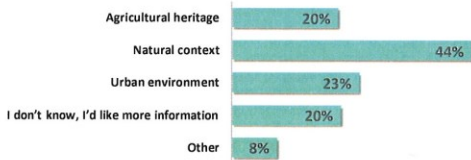
13.) Given the choice, where should parking be located? (Select all that apply)

	Session 1		Session 2		Combined Sessions		Percent of Attendees
	percent	count	percent	count	percent	count	
Parking at the perimeter of the park	16%	34	14%	7	16%	41	23%
Parking internal/ central to the park	13%	28	16%	8	14%	36	20%
Parking along roadways	6%	13	4%	2	6%	15	8%
I don't know, I would like more information	21%	44	20%	10	21%	54	30%
No opinion	4%	8	2%	1	3%	9	5%
Total	100%	213	100%	49	100%	262	



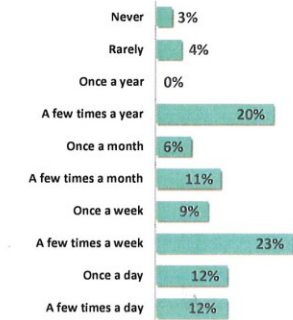
14.) What should the aesthetic character of this park reflect? (Select one)

	Session 1		Session 2		Combined Sessions		Percent of Attendees
	percent	count	percent	count	percent	count	
Agricultural heritage	17%	29	17%	6	17%	35	20%
Natural context	37%	64	42%	15	38%	79	44%
Urban environment	19%	32	28%	10	20%	42	23%
I don't know, I'd like more information	19%	33	8%	3	17%	36	20%
Other	8%	13	6%	2	7%	15	8%
Total	100%	171	100%	36	100%	207	



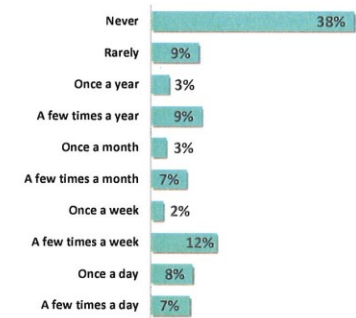
15.) How often do you currently use a Grand Junction Park? (Select one)

	Session 1		Session 2		Combined Sessions		Percent of Attendees
	percent	count	percent	count	percent	count	
Never	3%	5	0%	0	3%	5	3%
Rarely	4%	6	6%	2	4%	8	4%
Once a year	0%	0	0%	0	0%	0	0%
A few times a year	18%	27	27%	9	20%	36	20%
Once a month	7%	10	3%	1	6%	11	6%
A few times a month	11%	17	9%	3	11%	20	11%
Once a week	9%	14	6%	2	9%	16	9%
A few times a week	23%	34	24%	8	23%	42	23%
Once a day	14%	21	3%	1	12%	22	12%
A few times a day	10%	15	21%	7	12%	22	12%
Total	100%	149	100%	33	100%	182	



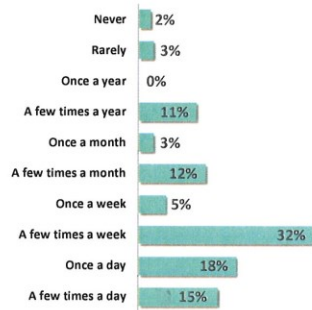
16.) How often do you currently use Matchett Park? (Select one)

	Session 1		Session 2		Combined Sessions		Percent of Attendees
	percent	count	percent	count	percent	count	
Never	39%	58	33%	10	38%	68	38%
Rarely	10%	14	7%	2	9%	16	9%
Once a year	3%	4	7%	2	3%	6	3%
A few times a year	10%	14	10%	3	10%	17	9%
Once a month	2%	3	7%	2	3%	5	3%
A few times a month	5%	8	13%	4	7%	12	7%
Once a week	2%	3	3%	1	2%	4	2%
A few times a week	14%	21	3%	1	12%	22	12%
Once a day	10%	14	0%	0	8%	14	8%
A few times a day	5%	8	17%	5	7%	13	7%
Total	100%	147	100%	30	100%	177	



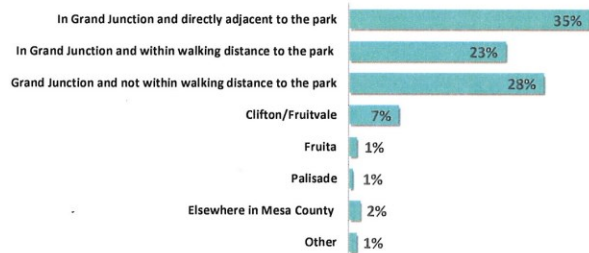
17.) How often do you think you will use Matchett Park once it is improved? (Select one)

	Session 1		Session 2		Combined Sessions		Percent of Attendees
	percent	count	percent	count	percent	count	
Never	3%	4	0%	0	2%	4	2%
Rarely	3%	4	3%	1	3%	5	3%
Once a year	0%	0	0%	0	0%	0	0%
A few times a year	11%	16	10%	3	11%	19	11%
Once a month	3%	5	0%	0	3%	5	3%
A few times a month	10%	15	23%	7	12%	22	12%
Once a week	5%	8	3%	1	5%	9	5%
A few times a week	32%	47	32%	10	32%	57	32%
Once a day	20%	30	6%	2	18%	32	18%
A few times a day	13%	19	23%	7	15%	26	15%
Total	100%	148	100%	31	100%	179	



18.) Where do you live? (Select one)

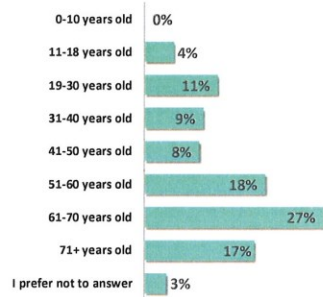
	Session 1		Session 2		Combined Sessions		Percent of Attendees
	percent	count	percent	count	percent	count	
In Grand Junction and directly adjacent to the park	39%	57	20%	6	36%	63	35%
In Grand Junction and within walking distance to the park	22%	32	30%	9	23%	41	23%
Grand Junction and not within walking distance to the park	26%	38	43%	13	29%	51	28%
Clifton/Fruitvale	8%	11	7%	2	7%	13	7%
Fruita	1%	2	0%	0	1%	2	1%
Palisade	1%	1	0%	0	1%	1	1%
Elsewhere in Mesa County	2%	3	0%	0	2%	3	2%
Other	1%	2	0%	0	1%	2	1%
Total	100%	146	100%	30	100%	176	



19.) I am part of the following age group (Select one)

- 0-10 years old
- 11-18 years old
- 19-30 years old
- 31-40 years old
- 41-50 years old
- 51-60 years old
- 61-70 years old
- 71+ years old
- I prefer not to answer
- Total

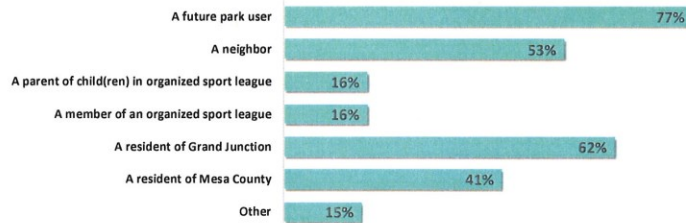
	Session 1		Session 2		Combined Sessions		Percent of Attendees
	percent	count	percent	count	percent	count	
0-10 years old	0%	0	0%	0	0%	0	0%
11-18 years old	3%	4	13%	4	5%	8	4%
19-30 years old	12%	17	10%	3	11%	20	11%
31-40 years old	8%	12	13%	4	9%	16	9%
41-50 years old	8%	12	10%	3	8%	15	8%
51-60 years old	18%	27	20%	6	19%	33	18%
61-70 years old	29%	42	23%	7	28%	49	27%
71+ years old	18%	27	10%	3	17%	30	17%
I prefer not to answer	4%	6	0%	0	3%	6	3%
Total	100%	147	100%	30	100%	177	



20.) My interest in the master plan process for Matchett Park is as (Select all that apply)

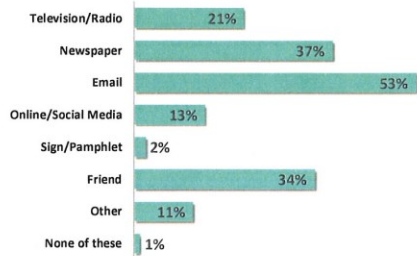
- A future park user
- A neighbor
- A parent of child(ren) in organized sport league
- A member of an organized sport league
- A resident of Grand Junction
- A resident of Mesa County
- Other
- Total

	Session 1		Session 2		Combined Sessions		Percent of Attendees
	percent	count	percent	count	percent	count	
A future park user	27%	114	32%	23	28%	137	77%
A neighbor	20%	83	15%	11	19%	94	53%
A parent of child(ren) in organized sport league	6%	26	3%	2	6%	28	16%
A member of an organized sport league	5%	23	7%	5	6%	28	16%
A resident of Grand Junction	21%	90	29%	21	22%	111	62%
A resident of Mesa County	15%	64	12%	9	15%	73	41%
Other	6%	24	3%	2	5%	26	15%
Total	100%	424	100%	73	100%	497	

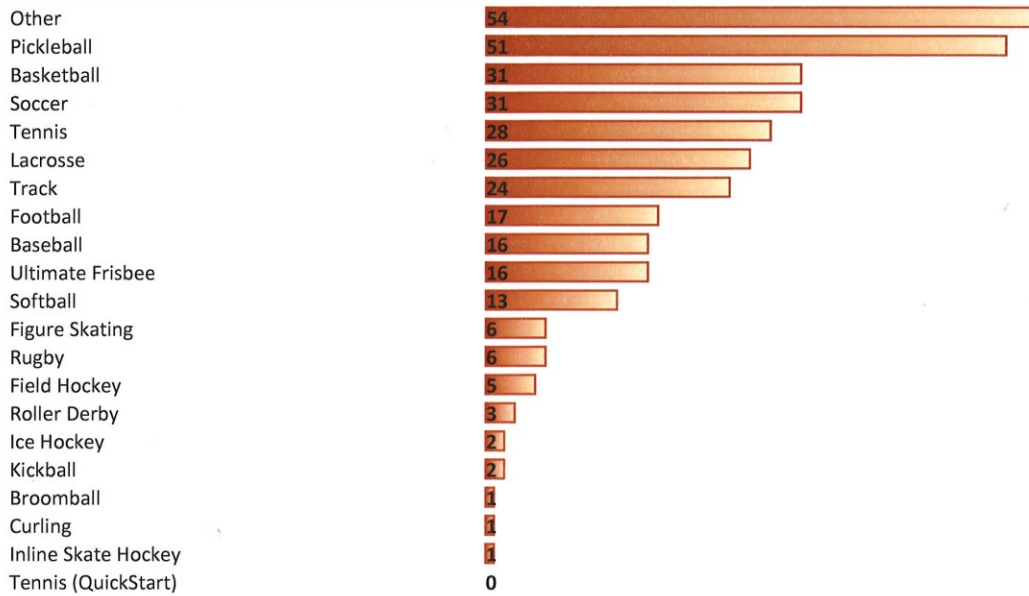


21.) How did you hear about this meeting? (Select all that apply)

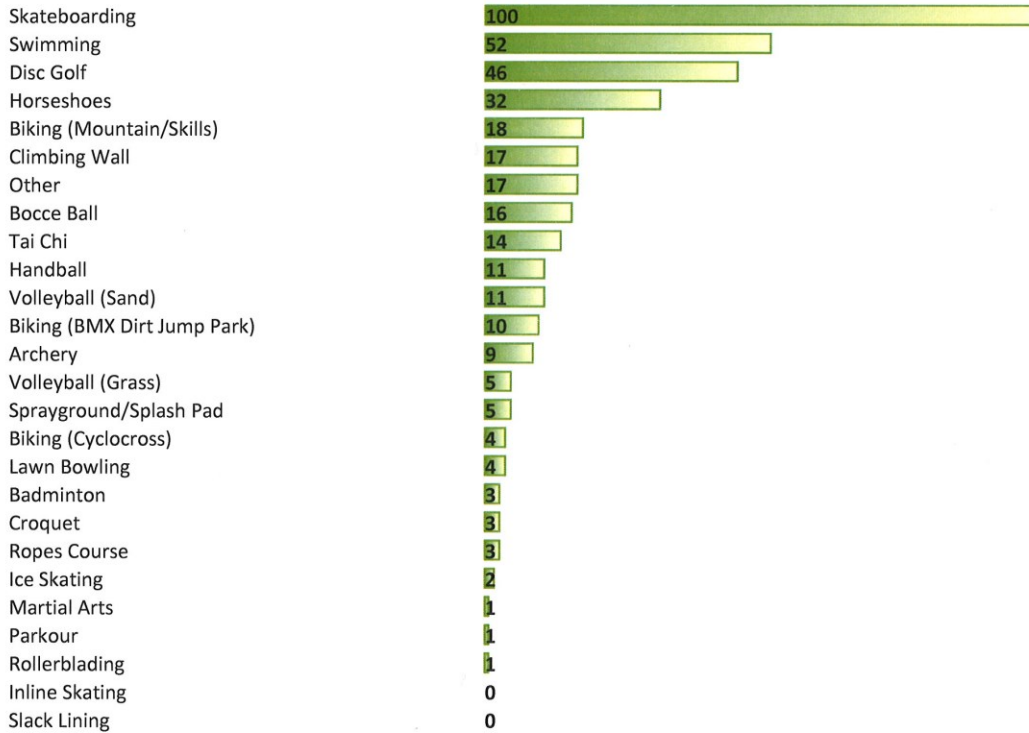
	Session 1		Session 2		Combined Sessions		Percent of Attendees
	percent	count	percent	count	percent	count	
Television/Radio	12%	30	13%	7	12%	37	21%
Newspaper	24%	62	10%	5	22%	67	37%
Email	31%	81	27%	14	31%	95	53%
Online/Social Media	6%	16	15%	8	8%	24	13%
Sign/Pamphlet	2%	4	0%	0	1%	4	2%
Friend	19%	49	23%	12	20%	61	34%
Other	5%	14	12%	6	6%	20	11%
None of these	1%	2	0%	0	1%	2	1%
Total	100%	258	100%	52	100%	310	



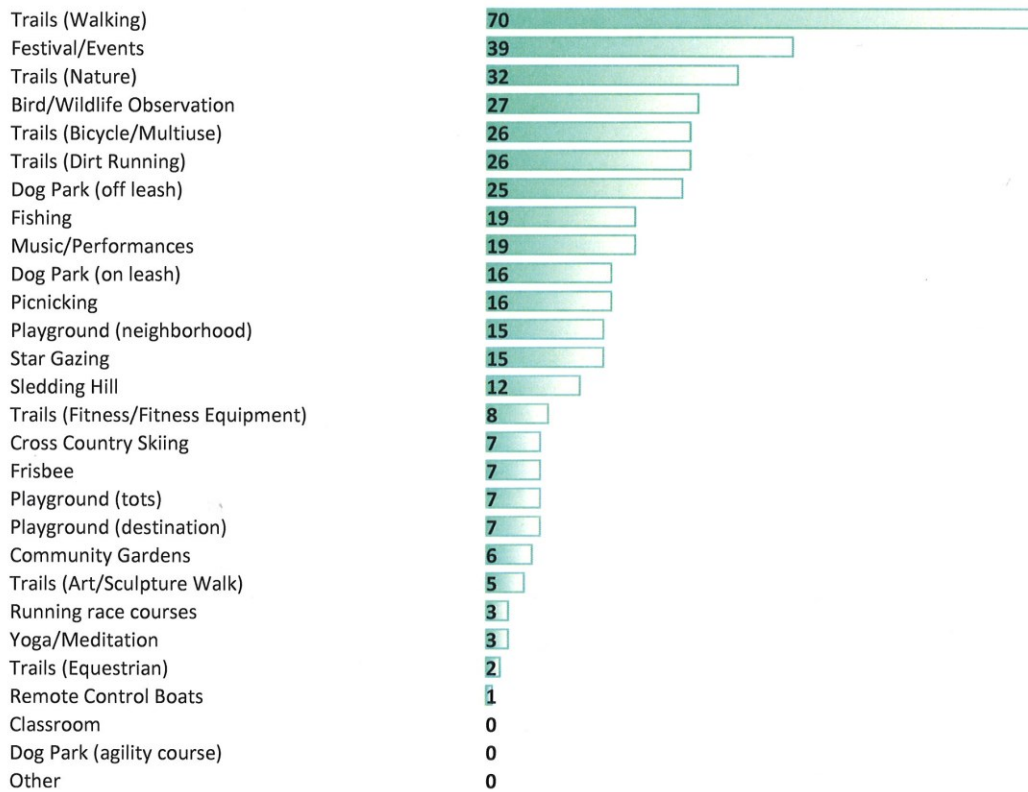
Active • Organized



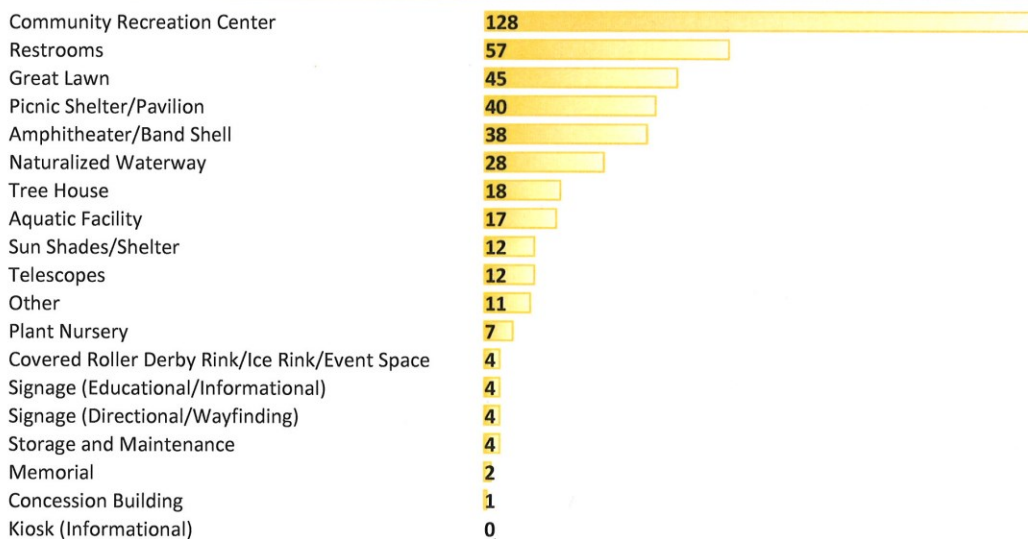
Active • Informal



Passive



Facilities



ADDITIONAL PROGRAM IDEAS

Arboretum on part of the area
 Art Plaza with Fountains and Stone Benches
 Parking (2)
 Security (3)
 Bridges (Across the Wash)
 Open Park, no organized sports
 Leave Green Space
 Open space for animals - geese
 Wildlife refuge
 Football stands
 Good trees

ACCESS COMMENTS

Keep park clean with green areas picnic areas, walk paths, parking within the park, no access from Ridge Drive or Hawthorne
 pedestrian access from neighborhoods and hopefully from canal road
 Put the community center at Burkey Park. 29 3/4 and F Road.
 No streets through Grandview and Dawn Subdivisions
 Main entrance to park should be off Patterson nor Hawthorne or Ridge
 Keep area very natural with open conservatory area feel
 No Streets from Grand View subdivision

REPEATS:

Splash pads, large ones in areas of park
 Skate park
 Pathways
 Disc Golf (I have been a disc golfer for 20 years in seasonal City's. I have helped with design and maintenance on existing Matchett course. We still want a course on this great land)
 Restrooms

OTHER COMMENTS:

Community Center and other urban developments should be put on Burkey Park (29 3/4 and F Road); Leave Matchett natural
 Remove Hole #1 on the west lake Frisbee golf course, it is a danger/hazard to people in the skate park. Frisbees are constantly being thrown in, hitting people every day, it needs to be removed.
 Remove the tamarisk
 Consider a police substation in this area
 No Stadium lights
 Keep it clean and accessible
 No Trail structures

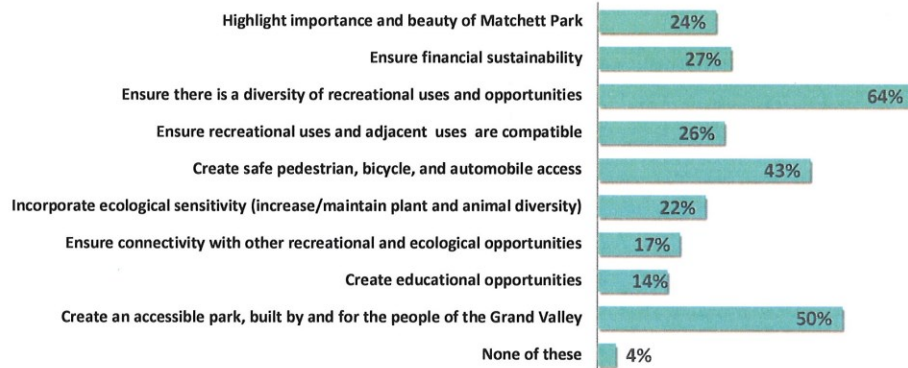
Matchett Park Online Survey Results

January 10th - February 3rd, 2014

Total Participants: 1,199

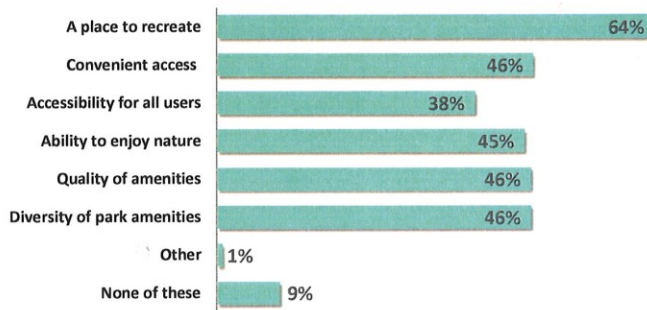
1.) Choose your top three goals for the master plan of Matchett Park: (Select three)

Survey Results			
	percent	count	Percent of Responses
Highlight importance and beauty of Matchett Park	24%	282	24%
Ensure financial sustainability	27%	318	27%
Ensure there is a diversity of recreational uses and opportunities	64%	755	64%
Ensure recreational uses and adjacent uses are compatible	26%	303	26%
Create safe pedestrian, bicycle, and automobile access	43%	508	43%
Incorporate ecological sensitivity (increase/maintain plant and animal diversity)	22%	258	22%
Ensure connectivity with other recreational and ecological opportunities	17%	197	17%
Create educational opportunities	14%	167	14%
Create an accessible park, built by and for the people of the Grand Valley	50%	585	50%
None of these	4%	44	4%
Total	100%	1180	



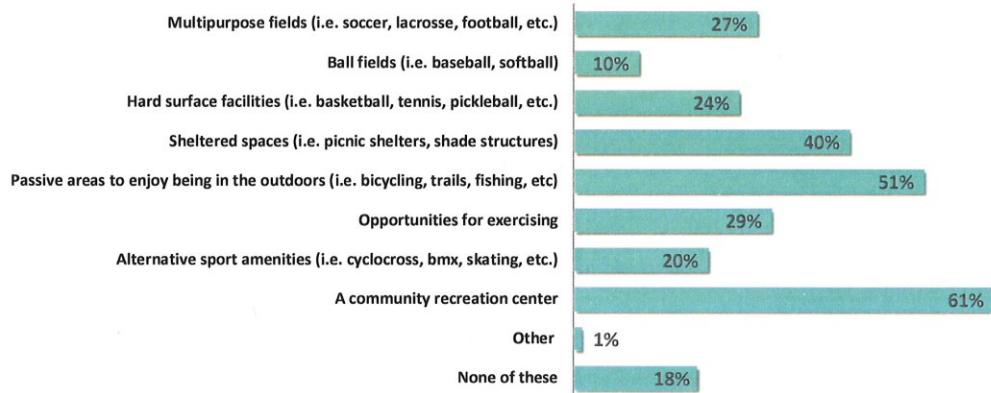
2.) The qualities I like most in Grand Junction parks are: (Select all that apply)

	Survey Results		Percent of Responses
	percent	count	
A place to recreate	64%	750	64%
Convenient access	46%	542	46%
Accessibility for all users	38%	442	38%
Ability to enjoy nature	45%	527	45%
Quality of amenities	46%	538	46%
Diversity of park amenities	46%	538	46%
Other	1%	10	1%
None of these	9%	109	9%
Total	100%	1176	



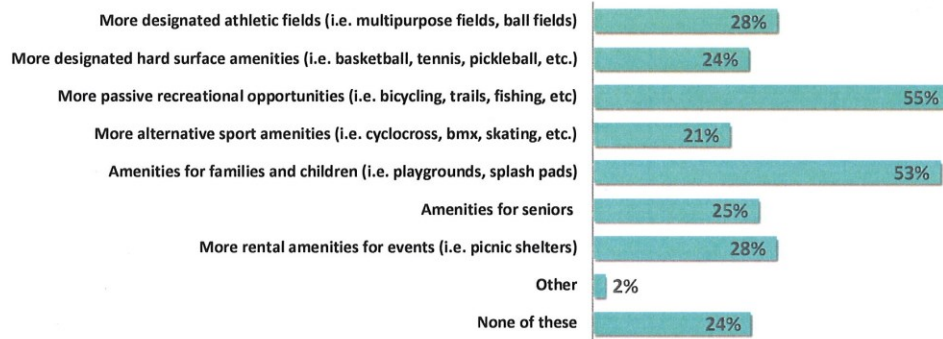
3.) When you think about Grand Junction Parks and Recreation, what are amenities you think are missing or that the area could use more of? (Select all that apply)

Survey Results			
	percent	count	Percent of Responses
Multipurpose fields (i.e. soccer, lacrosse, football, etc.)	27%	317	27%
Ball fields (i.e. baseball, softball)	10%	113	10%
Hard surface facilities (i.e. basketball, tennis, pickleball, etc.)	24%	286	24%
Sheltered spaces (i.e. picnic shelters, shade structures)	40%	477	40%
Passive areas to enjoy being in the outdoors (i.e. bicycling, trails, fishing, etc)	51%	606	51%
Opportunities for exercising	29%	342	29%
Alternative sport amenities (i.e. cyclocross, bmx, skating, etc.)	20%	233	20%
A community recreation center	61%	724	61%
Other	1%	14	1%
None of these	18%	214	18%
Total	100%	1184	



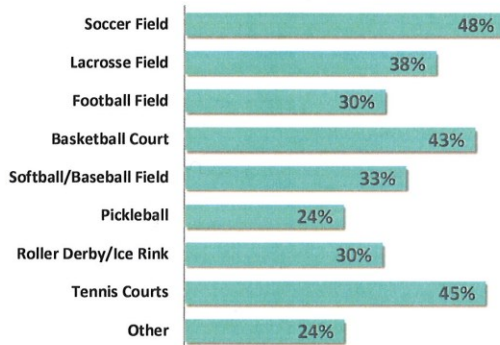
4.) What would you like to see as a result of this park master planning effort for Matchett Park? (Select all that apply)

Survey Results			
	percent	count	Percent of Responses
More designated athletic fields (i.e. multipurpose fields, ball fields)	28%	333	28%
More designated hard surface amenities (i.e. basketball, tennis, pickleball, etc.)	24%	281	24%
More passive recreational opportunities (i.e. bicycling, trails, fishing, etc)	55%	646	55%
More alternative sport amenities (i.e. cyclocross, bmx, skating, etc.)	21%	247	21%
Amenities for families and children (i.e. playgrounds, splash pads)	53%	629	53%
Amenities for seniors	25%	299	25%
More rental amenities for events (i.e. picnic shelters)	28%	332	28%
Other	2%	22	2%
None of these	24%	285	24%
Total	100%	1179	



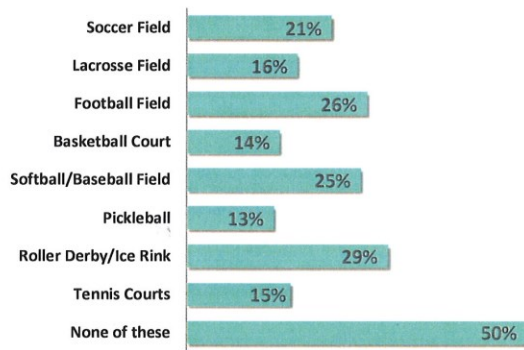
5.) I would be in favor of the following active recreational uses (organized league) at this park: (Select all that apply)

Survey Results			
	percent	count	Percent of Responses
Soccer Field	48%	515	48%
Lacrosse Field	38%	405	38%
Football Field	30%	323	30%
Basketball Court	43%	468	43%
Softball/Baseball Field	33%	357	33%
Pickleball	24%	256	24%
Roller Derby/Ice Rink	30%	319	30%
Tennis Courts	45%	485	45%
Other	24%	257	24%
Total	100%	1076	



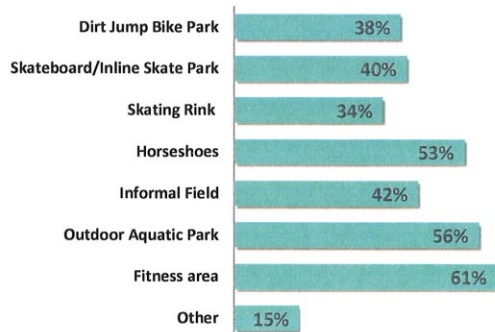
6.) I oppose the following active recreational uses (organized league) at this park: (Select all that apply)

Survey Results			
	percent	count	Percent of Responses
Soccer Field	21%	221	21%
Lacrosse Field	16%	169	16%
Football Field	26%	275	26%
Basketball Court	14%	142	14%
Softball/Baseball Field	25%	265	25%
Pickleball	13%	133	13%
Roller Derby/Ice Rink	29%	307	29%
Tennis Courts	15%	159	15%
None of these	50%	519	50%
Total	100%	1041	



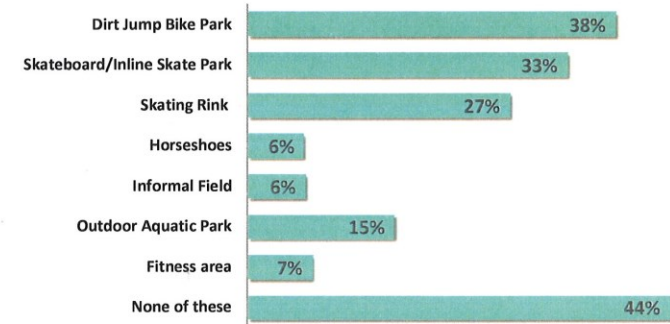
7.) I would be in favor of the following active recreational uses (informal) at this park: (Select all that apply)

Survey Results			
	percent	count	Percent of Responses
Dirt Jump Bike Park	38%	425	38%
Skateboard/Inline Skate Park	40%	441	40%
Skating Rink	34%	380	34%
Horseshoes	53%	589	53%
Informal Field	42%	471	42%
Outdoor Aquatic Park	56%	626	56%
Fitness area	61%	673	61%
Other	15%	165	15%
Total	100%	1110	



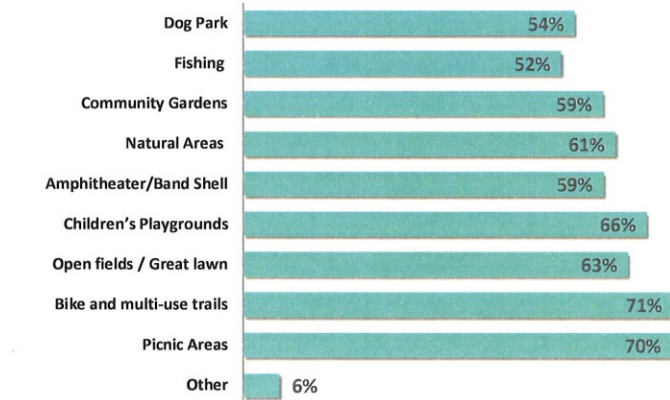
8.) I oppose the following active recreational uses (informal) at this park: (Select all that apply)

Survey Results			
	percent	count	Percent of Responses
Dirt Jump Bike Park	38%	391	38%
Skateboard/Inline Skate Park	33%	340	33%
Skating Rink	27%	279	27%
Horseshoes	6%	60	6%
Informal Field	6%	62	6%
Outdoor Aquatic Park	15%	156	15%
Fitness area	7%	69	7%
None of these	44%	451	44%
Total	100%	1020	



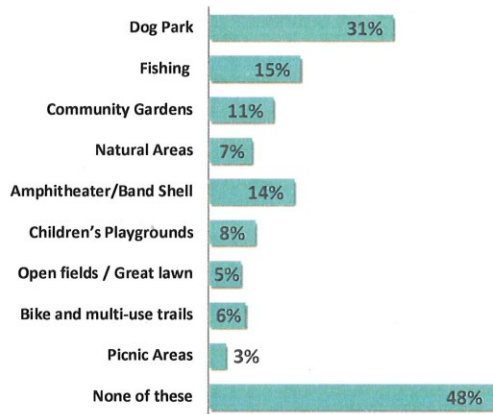
9.) I would be in favor of the following passive recreational uses at this park: (Select all that apply)

Survey Results			
	percent	count	Percent of Responses
Dog Park	54%	614	54%
Fishing	52%	589	52%
Community Gardens	59%	667	59%
Natural Areas	61%	690	61%
Amphitheater/Band Shell	59%	668	59%
Children's Playgrounds	66%	748	66%
Open fields / Great lawn	63%	713	63%
Bike and multi-use trails	71%	803	71%
Picnic Areas	70%	795	70%
Other	6%	68	6%
Total	100%	1138	



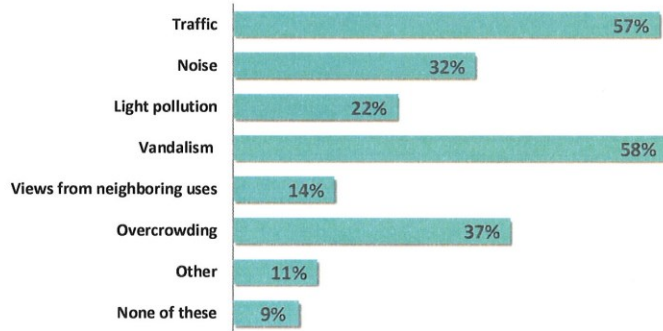
10.) I oppose the following passive recreational uses at this park: (Select all that apply)

Survey Results			
	percent	count	Percent of Responses
Dog Park	31%	298	31%
Fishing	15%	148	15%
Community Gardens	11%	105	11%
Natural Areas	7%	70	7%
Amphitheater/Band Shell	14%	138	14%
Children's Playgrounds	8%	75	8%
Open fields / Great lawn	5%	52	5%
Bike and multi-use trails	6%	60	6%
Picnic Areas	3%	28	3%
None of these	48%	465	48%
Total	100%	959	



11.) The issues I think are most important to manage with the development of Matchett Park are: (Select all that apply)

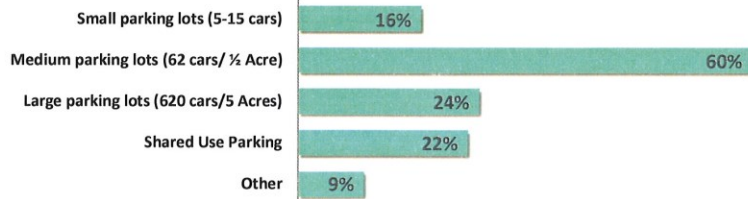
Survey Results			
	percent	count	Percent of Responses
Traffic	57%	644	57%
Noise	32%	366	32%
Light pollution	22%	248	22%
Vandalism	58%	655	58%
Views from neighboring uses	14%	153	14%
Overcrowding	37%	419	37%
Other	11%	127	11%
None of these	9%	100	9%
Total	100%	1132	



12.) Given the choice, which type of parking is appropriate for Matchett Park? (Select all that apply)

Small parking lots (5-15 cars)
 Medium parking lots (62 cars/ 1/2 Acre)
 Large parking lots (620 cars/5 Acres)
 Shared Use Parking
 Other
Total

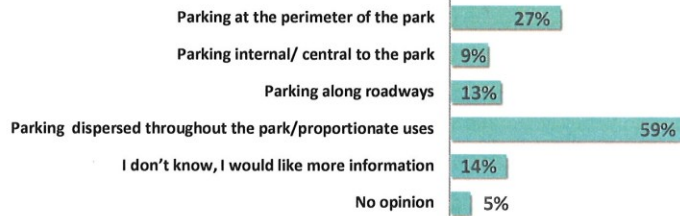
Survey Results		
percent	count	Percent of Responses
16%	184	16%
60%	679	60%
24%	271	24%
22%	254	22%
9%	99	9%
100%	1131	



13.) Given the choice, where should parking be located? (Select all that apply)

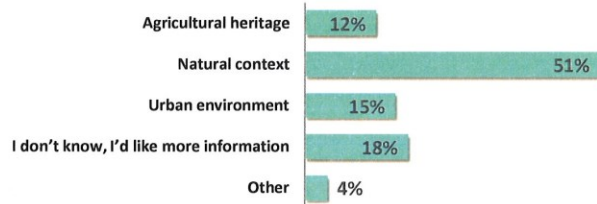
Parking at the perimeter of the park
 Parking internal/ central to the park
 Parking along roadways
 Parking dispersed throughout the park/proportionate uses
 I don't know, I would like more information
 No opinion
Total

Survey Results		
percent	count	Percent of Responses
27%	316	27%
9%	109	9%
13%	146	13%
59%	676	59%
14%	162	14%
5%	60	5%
100%	1153	



14.) What should the aesthetic character of this park reflect? (Select one)

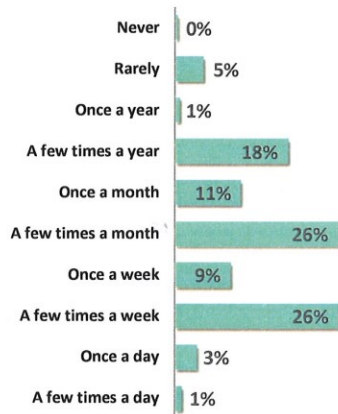
Survey Results			
	percent	count	Percent of Responses
Agricultural heritage	12%	139	12%
Natural context	51%	579	51%
Urban environment	15%	177	15%
I don't know, I'd like more information	18%	202	18%
Other	4%	45	4%
Total	100%	1142	



15.) How often do you currently use a Grand Junction Park? (Select one)

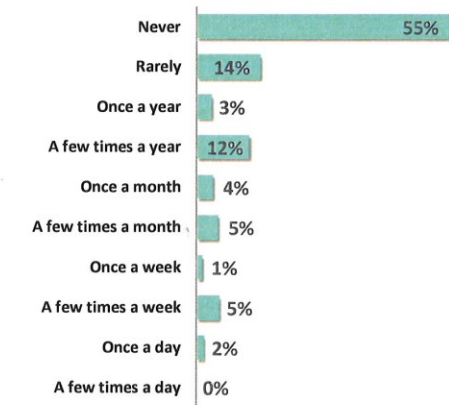
Never
 Rarely
 Once a year
 A few times a year
 Once a month
 A few times a month
 Once a week
 A few times a week
 Once a day
 A few times a day
 Total

Survey Results		
percent	count	Percent of Responses
0%	5	0%
5%	52	5%
1%	9	1%
18%	207	18%
11%	121	11%
26%	299	26%
9%	102	9%
26%	299	26%
3%	40	3%
1%	12	1%
100%	1146	



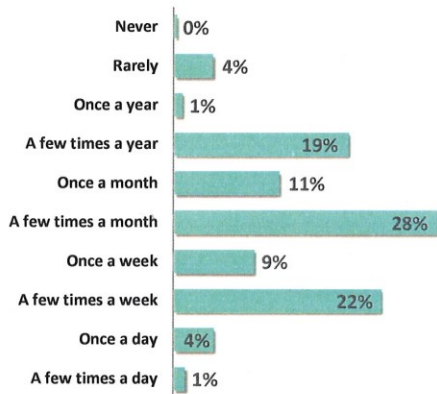
16.) How often do you currently use Matchett Park? (Select one)

	Survey Results		
	percent	count	Percent of Responses
Never	55%	633	55%
Rarely	14%	159	14%
Once a year	3%	37	3%
A few times a year	12%	132	12%
Once a month	4%	41	4%
A few times a month	5%	53	5%
Once a week	1%	14	1%
A few times a week	5%	57	5%
Once a day	2%	18	2%
A few times a day	0%	1	0%
Total	100%	1145	




17.) How often do you think you will use Matchett Park once it is improved? (Select one)

Survey Results			
	percent	count	Percent of Responses
Never	0%	4	0%
Rarely	4%	48	4%
Once a year	1%	11	1%
A few times a year	19%	212	19%
Once a month	11%	129	11%
A few times a month	28%	321	28%
Once a week	9%	98	9%
A few times a week	22%	252	22%
Once a day	4%	49	4%
A few times a day	1%	15	1%
Total	100%	1139	



18.) Where do you live? (Select one)

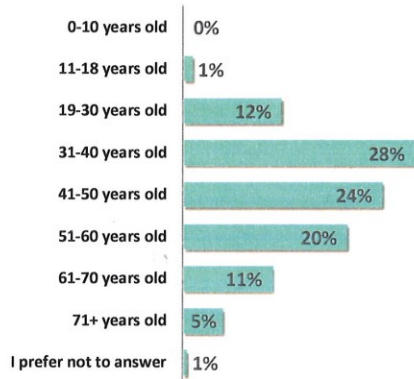
Survey Results			
	percent	count	Percent of Responses
In Grand Junction and directly adjacent to the park	7%	78	7%
In Grand Junction and within walking distance to the park	17%	196	17%
Grand Junction and not within walking distance to the park	42%	484	42%
Clifton/Fruitvale	12%	141	12%
Fruita	6%	71	6%
Palisade	2%	27	2%
Elsewhere in Mesa County	6%	67	6%
Other	7%	85	7%
Total	100%	1149	



19.) I am part of the following age group (Select one)

- 0-10 years old
- 11-18 years old
- 19-30 years old
- 31-40 years old
- 41-50 years old
- 51-60 years old
- 61-70 years old
- 71+ years old
- I prefer not to answer
- Total**

Survey Results		
percent	count	Percent of Responses
0%	1	0%
1%	14	1%
12%	135	12%
28%	318	28%
24%	273	24%
20%	225	20%
11%	123	11%
5%	55	5%
1%	6	1%
100%	1150	



20.) My interest in the master plan process for Matchett Park is as (Select all that apply)

- A future park user
- A neighbor
- A parent of child(ren) in organized sport league
- A member of an organized sport league
- A resident of Grand Junction
- A resident of Mesa County
- Other
- Total**

Survey Results		
percent	count	Percent of Responses
78%	900	78%
19%	219	19%
31%	360	31%
16%	183	16%
67%	766	67%
56%	648	56%
9%	109	9%
100%	1151	

