

DATE SUBMITTED: 9/24/91

PERMIT # _____

FEE 5⁰⁰

FENCE PERMIT

GRAND JUNCTION PLANNING DEPARTMENT

BLDG ADDRESS: 540 Lawrence

TAX SCHEDULE #: _____

PROPERTY OWNER: In Probate

PHONE: N/A


CONTRACTOR: N/A

PHONE: 241-5128

MATERIAL: Chain link

HEIGHT: 6'

* PLOT PLAN




*Showing Property Line Dimensions, Easements, Streets, all Structures, and Setbacks from Property Lines.

FOR OFFICE USE ONLY


ZONE: I-1

SETBACKS: F _____ S _____ R _____

SPECIAL CONDITIONS: _____



FINAL PERMIT



WILL REQUIRE SEPARATE PERMIT FROM THE CITY/COUNTY BUILDING DEPARTMENT.

ANY MODIFICATION TO THIS APPROVED FENCE PERMIT MUST BE APPROVED, IN WRITING, BY THIS DEPARTMENT.

I HEREBY ACKNOWLEDGE THAT I HAVE READ THIS APPLICATION AND THE ABOVE IS CORRECT, AND I AGREE TO COMPLY WITH THE REQUIREMENTS ABOVE. FAILURE TO COMPLY SHALL RESULT IN LEGAL ACTION.

APPROVED BY: [Signature]

[Signature]
SIGNATURE

DATE APPROVED: 9-24-91