

# City of Grand Junction 2016 Budget

Tim Moore, Interim City Manager

December 2nd, 2015



# Policy Direction

## City Council and Community areas of emphasis:

- Public Safety, Infrastructure, Economic Development
- Growth in City sales tax for 2016 projected at 2%
- \$18.5 million as a total reserve in General Fund
  - \$10.3 million in unrestricted funds (after internal loans and emergency reserve)
- Review rates and fees to keep pace with costs of services
- Engage Council in balancing strategies

# Building the Budget

## City Council Budget Sessions

- July 13<sup>th</sup>
  - Reserve Discussion
- August 31st, September 25th & 28th
  - State of General Government Budget
  - Department Presentations
  - General Fund Budget
  - Capital
  - Economic Development

# Building the Budget

## City Council Budget Sessions

- October 5th, 12th, 19th, 26th
  - Enterprise and Internal Service Funds
  - General Fund Balancing
  - Rates and Fees
- November 9<sup>th</sup>
  - Final Budget Documents
  - TABOR Calculation
  - Fund Balance Worksheets
  - Budget Detail By Fund

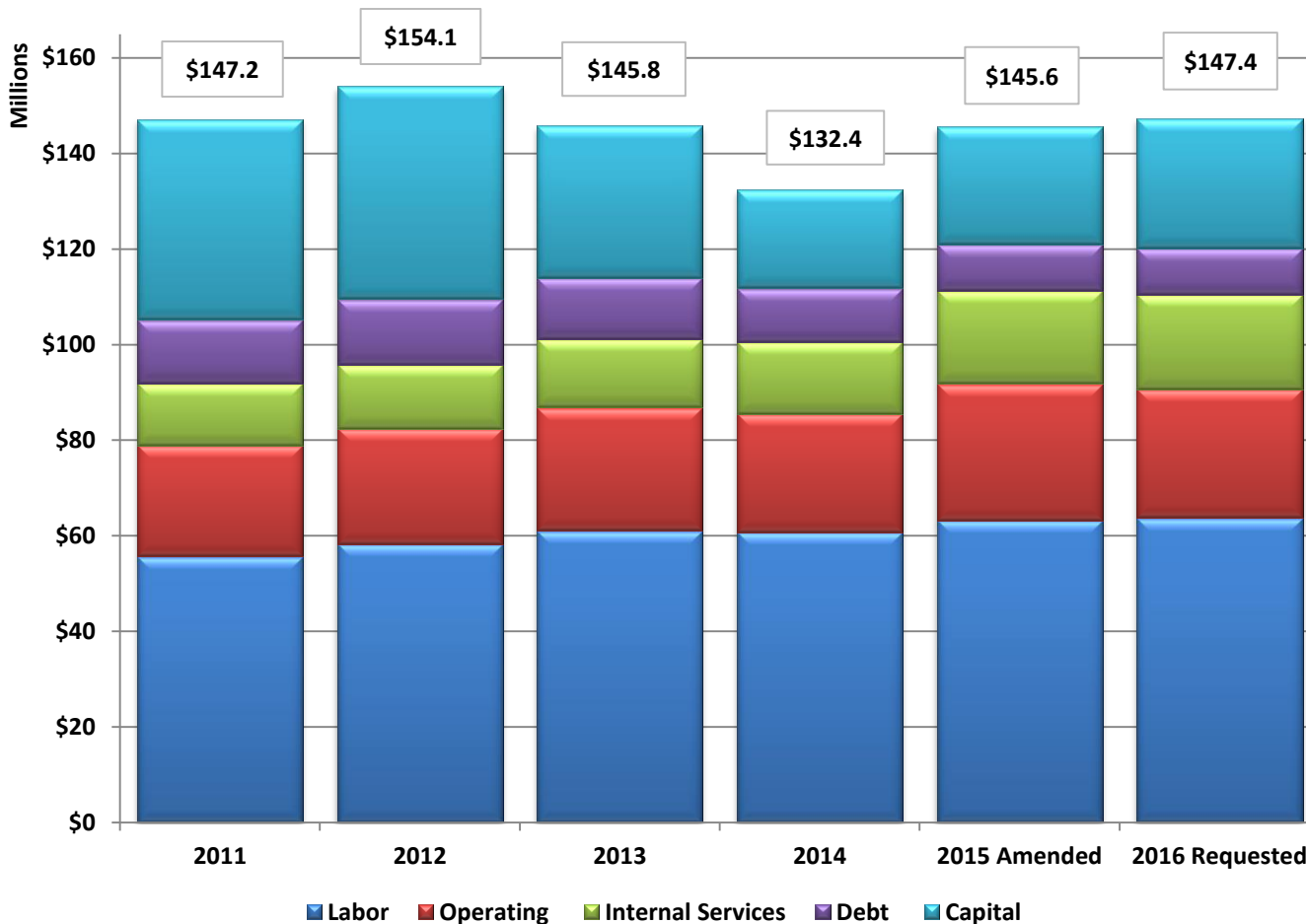
# Budget History

- The major source of revenue for the City is taxes, with sales and use taxes being the most significant piece, followed by charges for services
- During the recession, sales and use taxes declined 22% over a two year period and now are just back to between 2006 and 2007 levels
- During and following the recession it was Council's direction to limit increasing charges for services including utility rates so it was difficult to keep pace with the cost of services
- The City is predominantly a service based organization with 43% of the total budget in labor with over half of employees in public safety
- Currently 641 full time employees. During the recession the City reduced it's workforce by 12%, implemented a hiring freeze and across-the-board wage cuts held for two years.
- The number of employees per capita has continually gone down since 1988 while the area of the City has grown by 2 ½ times during that same time period.

# Budget History

- The City's operating budgets have been held flat or reduced since the recession with the exception of internal service charges.
- The City's Information Technology, Fleet, Facilities, and E-911 Communication Center support over \$134 million worth of assets used in the operations of the City and delivery of services to the community.
- The organization is highly dependent on Information Technology particularly in the areas of public safety (dispatch, records, emergency medical services).
- The City has continued investing a significant amount of resources into infrastructure in the community. In 6 years (including 2016), over \$190 million has been dedicated to capital projects.
- Economic Development has remained a high priority for Council over the last several years with over \$15.4 million dedicated towards community partnerships and economic development initiatives since 2011.

# Budget History



# 2016 Budget Overview

- \$147.4 million Total Spending Budget
  - 1.26% Increase from 2015
  - Due to Increased Capital Investment
- Labor
  - Less than 1% increase in total labor budget compared to 2015
    - No Change in Wage Rates
    - Mid-Year assessment for 1.2% Across the Board Wage Adjustment
  - 5 New Positions
    - 3 Grant Funded Fire Positions
    - 1 Quality Analyst in the Communication Center
    - 1 Emergency Vehicle Technician
    - With other reductions still at 2015 staffing levels of 641 full-time positions



# 2016 Budget Overview(continued)

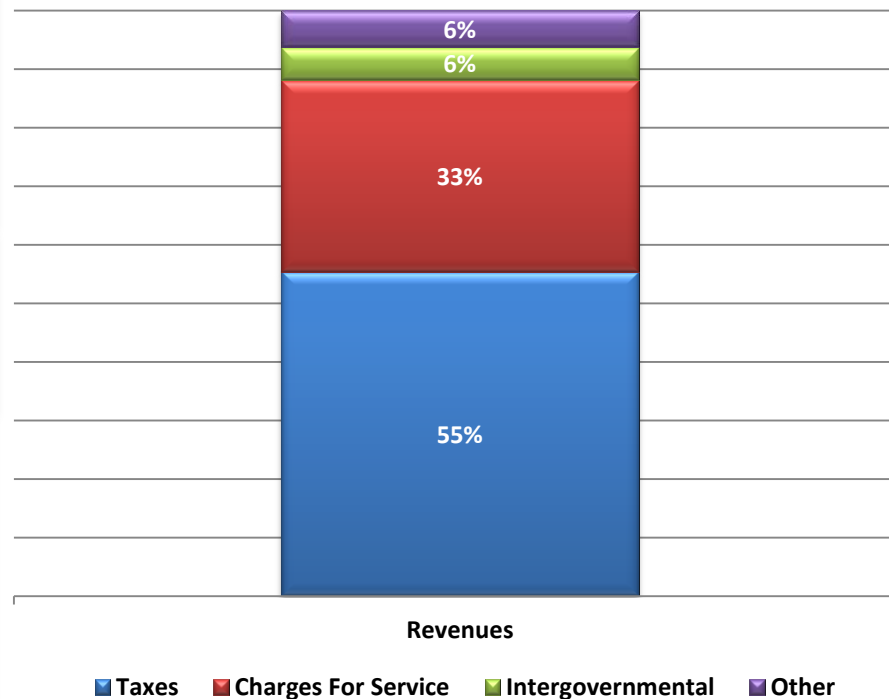
- Operating & Internal Services
  - Operating expense has decreased and internal service expense has increased compared to 2015
- Capital Projects \$27.1 million, 10% Increase over 2015
  - 1st Street Reconstruction (phase I)
  - B ½ Road Overpass (grant)
  - Las Colonias Amphitheatre (grant)
  - Horizon Drive Interchange completion
  - Street Overlays
  - Purdy Mesa Dam Repair
  - Water Line Replacements
  - Persigo Biological Nutrient Removal (diffuser)
  - Sewer Collection Line Replacements

# 2016 Source of Revenue

**Other revenue** is made up of capital proceeds, fines, tap charges, licenses, permits, and interest.

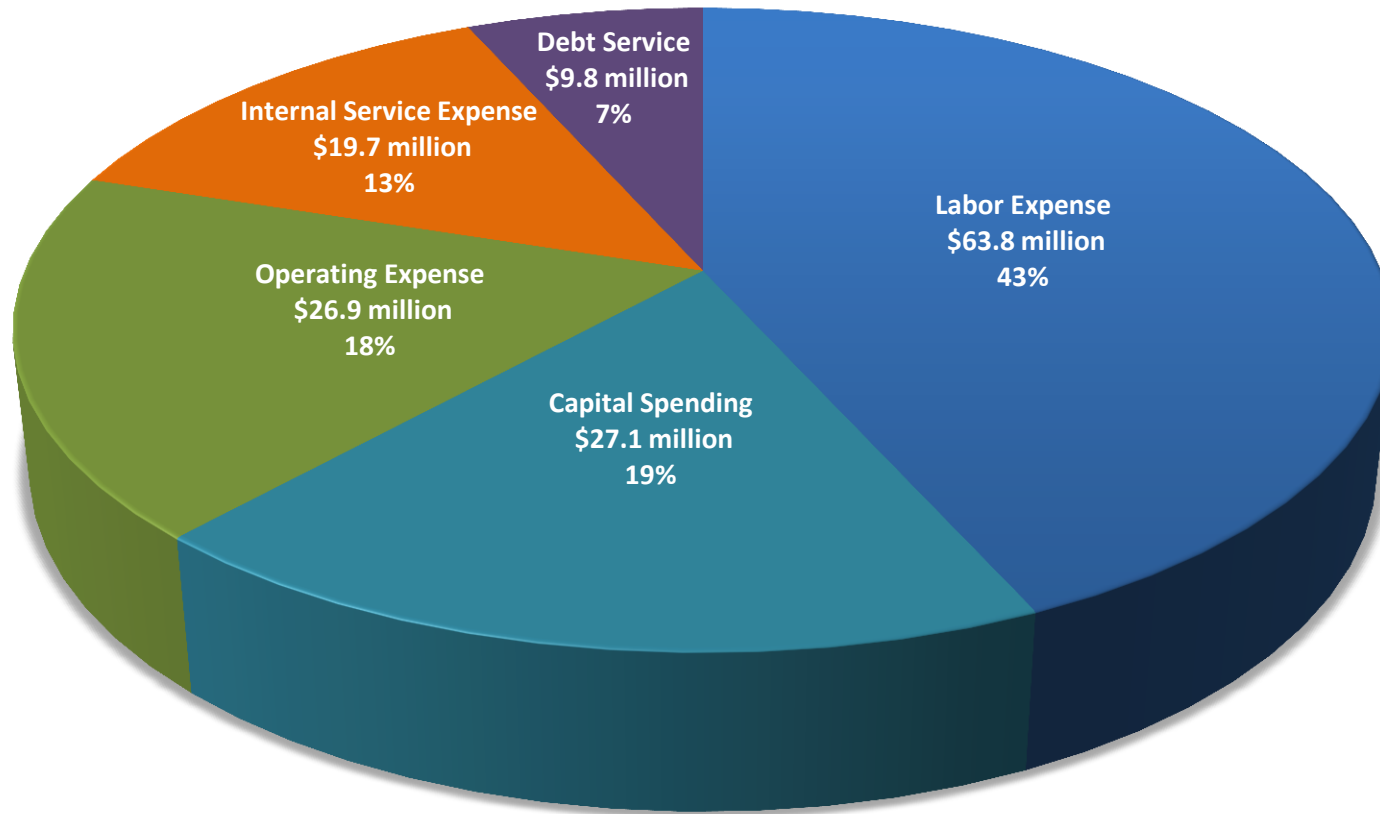
**Intergovernmental** revenue is State or Federal grant revenues.

**The majority of Charges for Service** comes from utility fees, rural fire district contract, ambulance transports, and the E911 surcharge.



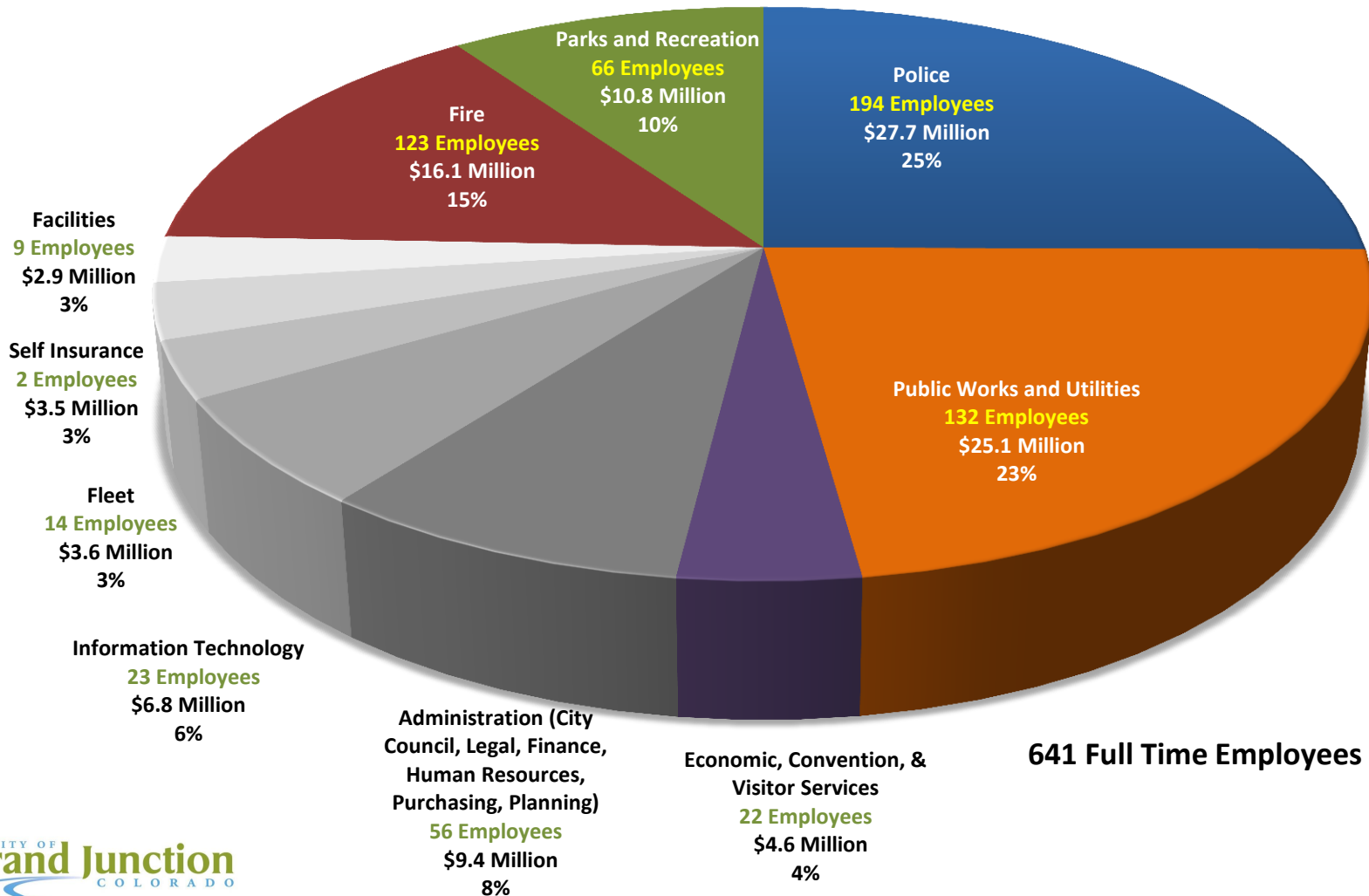
**Nearly 3/4 of Taxes** are from Sales and Use Taxes. Also includes property, lodging, highway users, severance, and franchise tax.

# Spending By Type

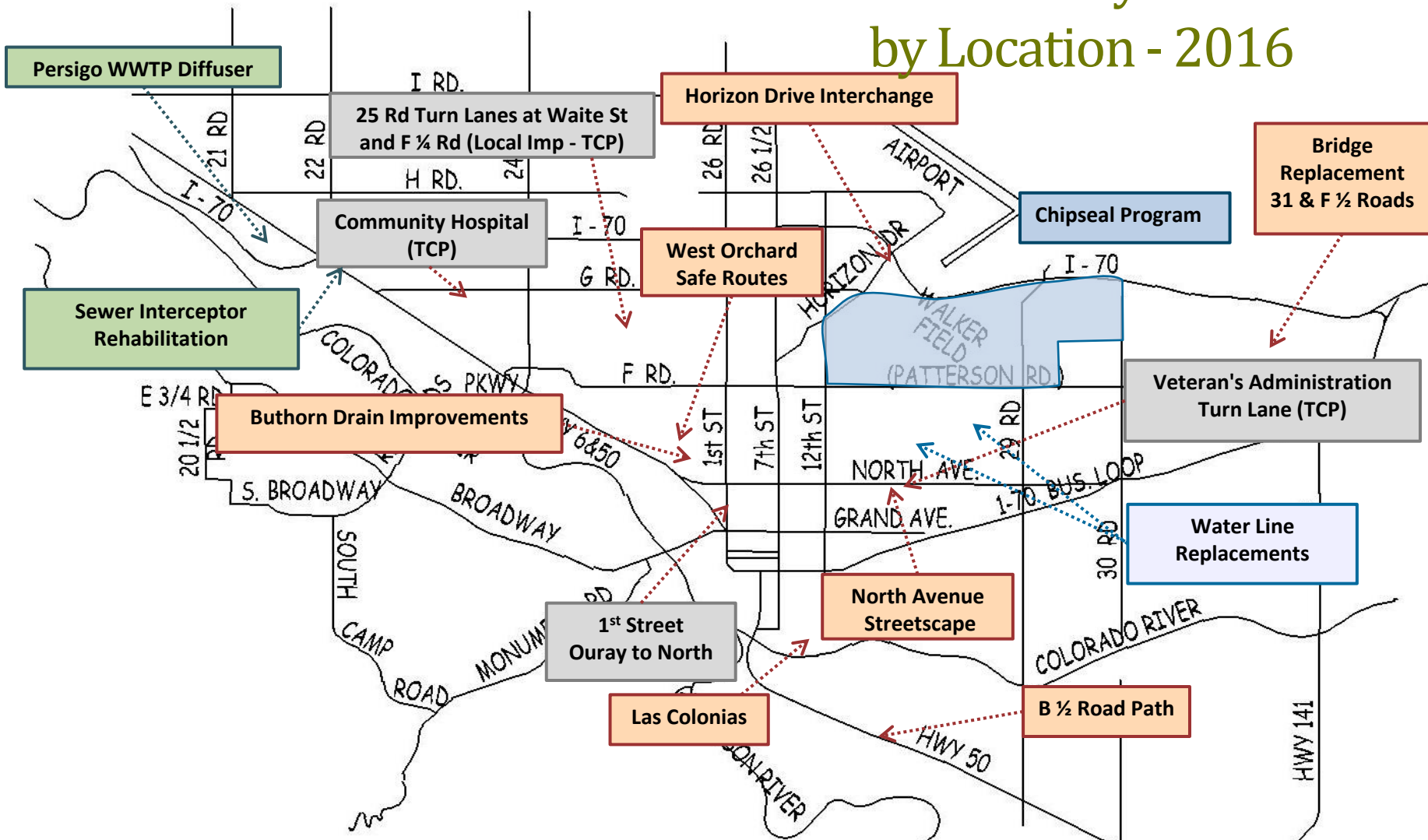


# Spending By Department

2016 Operating Budget-\$110.5 Million



# Community Investment by Location - 2016



**Other Improvements:** Purdy Mesa Dam, curb- gutter-sidewalk improvements, traffic signal equipment upgrades, Riverfront Trail repair, community recreation center feasibility study, Lincoln Park Pool repairs, and GOCO funded Inspire planning grant for recreation programs.

# 2016 Community Investment

## Economic Development & Community Partnerships

\$3 million

Colorado Mesa University, Grand Valley Transit, 5.2.1 Authority,  
Economic Development Partners, Downtown Development  
Authority, Visitor & Convention Bureau

## Fleet & Technology

\$3 million

City Hall Rewire, City Hall Data Center,  
Patrol Vehicles, Street Sweeper

## Parks & Pools

\$2.1 million

Las Colonias, Lincoln Park  
Pool, Riverfront Trail,  
Botanical Gardens

## Pedestrian & Bicycle Improvements

\$1.6 million

B ½ Road Overpass, West Orchard

## Public Safety

\$1.1 million

Next Generation 9-1-1, Grand  
Mesa Tower, 800 MHz

## Street & Bridge Infrastructure

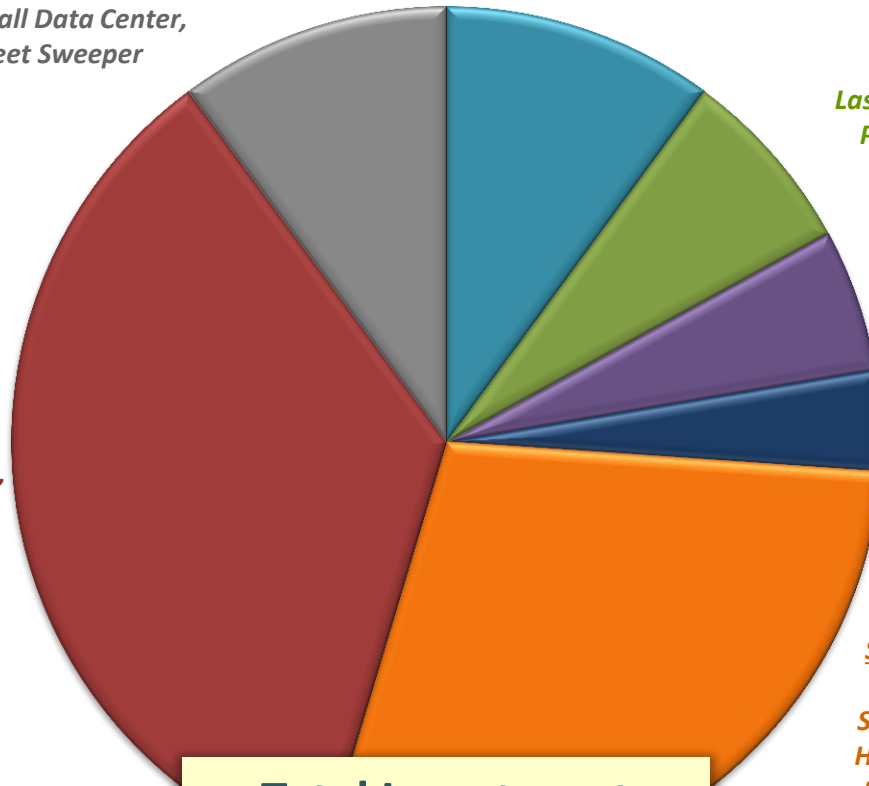
\$8.6 million

Street Overlays, North Avenue,  
Horizon Drive, 1<sup>st</sup> Street, Bridge  
Replacement, Storm Drainage

## Water & Sewer

\$10.6 million

Replacements, Water Flow Line,  
Purdy Mesa Dam, Sewer  
Interceptor, Diffuser



**Total Investment**  
**\$30 Million**

# 2016 Policy Discussions

A number of policy issues were discussed during the budget process and we look forward to working through these important topics with Council. Some examples include;

- Downtown Events Center
- TABOR/Revenues
- Delivery of Fire & Emergency Services
- Sustainable Funding Model for the Communication Center
- Addressing the Chronically Homeless

# Question & Answer

**Tim Moore – Interim City Manager**

**John Shaver – City Attorney**

**Greg Lanning– Public Works and Utilities Director**

**Debbie Kovalik –Convention & Visitor Services Director**

**John Camper – Police Chief**

**Rob Schoeber – Parks & Recreation Director**

**Ken Watkins – Fire Chief**

**Claudia Hazelhurst – Human Resources Director**

**Jodi Romero – Financial Operations Director**



**ORDINANCE NO. 4685**

**AN ORDINANCE APPROPRIATING CERTAIN SUMS OF MONEY TO DEFRAY THE NECESSARY EXPENSES AND LIABILITIES OF THE CITY OF GRAND JUNCTION, COLORADO AND THE DOWNTOWN DEVELOPMENT AUTHORITY FOR THE YEAR BEGINNING JANUARY 1, 2016 AND ENDING DECEMBER 31, 2016**

**BE IT ORDAINED BY THE CITY COUNCIL OF THE CITY OF GRAND JUNCTION:**

**SECTION 1.** That the following sums of money, or so much therefore as may be necessary, be and the same are hereby appropriated for the purpose of defraying the necessary expenses and liabilities, and for the purpose of establishing emergency reserves of the City of Grand Junction, for the fiscal year beginning January 1, 2016, and ending December 31, 2016, said sums to be derived from the various funds as indicated for the expenditures of:

<b>Fund Name</b>	<b>Fund #</b>	<b>Appropriation</b>
General Fund	100	\$ 66,889,791
Enhanced 911 Fund	101	\$ 3,122,291
Visitor & Convention Bureau Fund	102	\$ 2,230,592
D.D.A. Operations	103	\$ 399,554
CDBG Fund	104	\$ 378,250
Parkland Expansion Fund	105	\$ 232,657
Conservation Trust Fund	110	\$ 514,405
Sales Tax CIP Fund	201	\$ 18,428,691
Storm Drainage Fund	202	\$ 200,000
D.D.A. Capital Improvements	203	\$ 1,085,804
Transportation Capacity Fund	207	\$ 2,038,100
Water Fund	301	\$ 8,585,406
Solid Waste Removal Fund	302	\$ 3,655,900
Two Rivers Convention Center Fund	303	\$ 2,563,951
Golf Courses Fund	305	\$ 1,950,317
Parking Authority Fund	308	\$ 510,657
Ridges Irrigation Fund	309	\$ 258,933
Information Technology Fund	401	\$ 7,570,978
Fleet and Equipment Fund	402	\$ 5,872,844
Self Insurance Fund	404	\$ 3,004,296
Communication Center Fund	405	\$ 7,037,592
Facilities Management Fund	406	\$ 2,877,979
General Debt Service Fund	610	\$ 6,887,703
T.I.F. Debt Service	611	\$ 1,935,835
Ridges Debt Service Fund	613	\$ 16,747
GJ Public Finance Corp Fund	614	\$ 531,905
Cemetery Perpetual Care Fund	704	\$ 8,808
Joint Sewer Operations Fund	900	\$ 15,458,977


**INTRODUCED AND ORDERED PUBLISHED IN PAMPHLET FORM** this 18<sup>th</sup> day of November, 2015.

**TO BE PASSED AND ADOPTED AND ORDERED PUBLISHED IN PAMPHLET FORM** this 2<sup>nd</sup> day of December, 2015.

*Sam Ellis Norris*  
President of the Council

Attest:


*Stephanie Yuen*  
City Clerk



I HEREBY CERTIFY THAT the foregoing Ordinance, being Ordinance No. 4685 was introduced by the City Council of the City of Grand Junction, Colorado at a regular meeting of said body held on the 18<sup>th</sup> day of November, 2015 and that the same was published in The Daily Sentinel, a newspaper published and in general circulation in said City, in pamphlet form, at least ten days before its final passage.

I FURTHER CERTIFY THAT a Public Hearing was held on the 2<sup>nd</sup> day of December, 2015, at which Ordinance No. 4685 was read, considered, adopted and ordered published in pamphlet form by the Grand Junction City Council.

IN WITNESS WHEREOF, I have hereunto set my hand and affixed the official seal of said City this 10<sup>th</sup> day of December, 2015.

  
Stephanie Tuin, MMC  
City Clerk

Published: November 20, 2015  
Published: December 4, 2015  
Effective: January 3, 2016

**Calendar 2016  
Budget Adopted 12/2/15**

Row Labels	PROJECTED BEGINNING FUND BALANCES	TOTAL REVENUE	LABOR	NON PERSONNEL OPERATING	TOTAL OPERATING EXPENSE	DEBT SERVICE	MAJOR CAPITAL	TOTAL EXPENSE	TRANSFERS IN	TRANSFERS OUT	NET SOURCE (USE) OF FUNDS	Contingency Funds	Net Change in Fund Balance	ENDING FUND BALANCE	
<b>General Government</b>															
100 General Fund	19,060,243	65,373,661	43,634,081	21,752,370	65,386,451	-	81,600	65,468,051	1,168,808	556,743	517,675	374,892	142,783	19,203,026	<b>General Fund Available Funds Calculation</b>
102 Visitor & Convention Bureau Fund	187,106	2,105,547	829,173	1,198,973	2,028,146	-	20,000	2,048,146	-	182,446	(125,045)	-	(125,045)	62,061	\$ 19,203,026
104 CDBG Fund	-	378,250	-	236,472	236,472	-	-	236,472	-	141,778	-	-	-	-	(6,184,351) Less Internal Loans
105 Parkland Expansion Fund	545,125	61,825	-	-	-	-	-	-	-	232,657	(170,832)	-	(170,832)	374,293	(2,000,000) Less TABOR Emergency Reserve
110 Conservation Trust Fund	181,550	601,043	-	-	-	-	-	-	-	514,405	86,638	-	86,638	268,188	(10,315,649) Less Remaining Minimum Reserve
201 Sales Tax CIP Fund	419,996	17,455,652	-	400	400	-	10,153,532	10,153,932	563,935	8,274,759	(409,104)	-	(409,104)	10,892	(18,500,000) Subtotal Minimum Reserve
202 Storm Drainage Fund	-	-	-	-	-	-	200,000	200,000	200,000	-	-	-	-	-	(3,856) Less 1% Art Restricted
207 Transportation Capacity Fund	1,038,176	1,000,000	-	-	-	-	1,938,100	1,938,100	-	100,000	(1,038,100)	-	(1,038,100)	76	<b>\$ 699,170 Projected Funds Available</b>
610 General Debt Service Fund	75	718,940	-	3,005	3,005	6,884,698	-	6,887,703	6,168,763	-	-	-	-	75	
614 GJ Public Finance Corp Fund	613	300,000	-	1,505	1,505	530,400	-	531,905	231,905	-	-	-	-	613	<b>Contingency Detail</b>
615 Riverside Pkwy Debt Retirement	9,872,472	63,183	-	-	-	-	-	-	1,143,635	-	1,206,818	-	1,206,818	11,079,290	\$ 171,892 Economic Development
703 Park Imp Advisory Board Fund	181,742	113,000	-	75,010	75,010	-	-	75,010	-	-	37,990	-	37,990	219,732	150,000 City Manager
704 Cemetery Perpetual Care Fund	1,376,252	28,808	-	-	-	-	-	-	-	8,808	20,000	-	20,000	1,396,252	53,000 Drainage Fees
706 Emp Retire Health Benefits Fund	1,027,202	429,227	490,105	-	490,105	-	-	490,105	-	-	(60,878)	-	(60,878)	966,324	\$ 374,892 Total Contingency
Subtotal	33,890,553	88,629,136	44,953,359	23,267,735	68,221,094	7,415,098	12,393,232	88,029,424	9,477,046	10,011,596	65,162	374,892	(309,730)	33,580,823	
<b>Enterprise Operations</b>															
301 Water Fund	2,848,946	9,402,512	2,730,247	1,935,524	4,665,771	597,635	3,322,000	8,585,406	-	-	817,106	-	817,106	3,666,052	
302 Solid Waste Removal Fund	846,751	3,742,023	1,151,013	2,417,700	3,568,713	87,187	-	3,655,900	-	-	86,123	-	86,123	932,874	
303 Two Rivers Convention Cntr Fund	-	2,199,059	1,463,029	1,100,922	2,563,951	-	-	2,563,951	364,892	-	-	-	-	-	
305 Golf Courses Fund	38,186	1,835,740	877,172	838,974	1,716,146	234,171	-	1,950,317	155,000	-	40,423	-	40,423	78,609	
308 Parking Authority Fund	104,376	486,832	151,743	115,147	266,890	243,767	-	510,657	-	-	(23,825)	-	(23,825)	80,551	
309 Ridges Irrigation Fund	104,622	243,206	95,521	154,412	249,933	-	9,000	258,933	-	-	(15,727)	-	(15,727)	88,895	
900 Joint Sewer System Fund	8,870,735	14,439,933	3,636,511	3,347,506	6,984,017	1,188,260	7,286,700	15,458,977	-	-	(1,019,044)	-	(1,019,044)	7,851,691	
Subtotal	12,813,617	32,349,305	10,105,236	9,910,185	20,015,421	2,351,020	10,617,700	32,984,141	519,892	-	(114,944)	-	(114,944)	12,698,673	
<b>Special Taxing Districts</b>															
613 Ridges Debt Service Fund	16,747	-	-	16,747	16,747	-	-	16,747	-	-	(16,747)	-	(16,747)	0	
Subtotal	16,747	-	-	16,747	16,747	-	-	16,747	-	-	(16,747)	-	(16,747)	0	
<b>Internal Service Operations</b>															
101 Enhanced 911 Fund	1,647,305	2,431,073	-	-	-	-	-	-	-	3,122,291	(691,218)	-	(691,218)	956,087	
401 Information Technology Fund	1,193,491	6,902,978	2,209,430	4,617,373	6,826,803	-	744,175	7,570,978	-	-	(668,000)	-	(668,000)	525,491	
402 Fleet and Equipment Fund	789,062	5,805,491	1,117,346	2,455,498	3,572,844	-	2,300,000	5,872,844	-	-	(67,353)	-	(67,353)	721,709	
404 Self Insurance Fund	4,802,593	2,552,583	631,417	2,372,879	3,004,296	-	-	3,004,296	-	-	(451,713)	-	(451,713)	4,350,880	
405 Comm Center Fund	153,696	4,328,285	4,256,529	1,737,134	5,993,663	-	1,043,929	7,037,592	2,622,291	-	(87,016)	-	(87,016)	66,680	
406 Facilities Management Fund	47,047	2,891,680	504,372	2,373,607	2,877,979	-	-	2,877,979	-	-	13,701	-	13,701	60,748	
Subtotal	8,633,194	24,912,090	8,719,094	13,556,491	22,275,585	-	4,088,104	26,363,689	2,622,291	3,122,291	(1,951,599)	-	(1,951,599)	6,681,595	
<b>Total All Funds</b>	<b>55,354,111</b>	<b>145,890,531</b>	<b>63,777,689</b>	<b>46,751,158</b>	<b>110,528,847</b>	<b>9,766,118</b>	<b>27,099,036</b>	<b>147,394,001</b>	<b>12,619,229</b>	<b>13,133,887</b>	<b>(2,018,128)</b>	<b>374,892</b>	<b>(2,393,020)</b>	<b>52,961,091</b>	



Requested 2015 Adopted, 2015 Amended, 2016 Requested  
Budget By Fund as of 11/16/15

Classification-Account-Description	2015 Adopted Budget	2015 Amended Budget	2016 Requested Budget
<b>100 General Fund</b>			
<b>Revenue</b>			
<u>Taxes</u>			
4010.01 - Property Tax_Specific Ownership, None	\$ 1,008,920	\$ 1,008,920	\$ 1,008,920
4010.02 - Property Tax_Refunds, None	(175,000)	(175,000)	(180,000)
4010.None - Property Tax, None	7,380,610	7,380,610	7,521,065
4020.01 - Sales Tax_Audits, None	300,000	400,000	300,000
4020.02 - Sales Tax_Revenue Recovery Group, None	(60,000)	(60,000)	(60,000)
4020.03 - Sales Tax_City Share of County, None	6,194,621	6,401,260	6,593,298
4020.04 - Sales Tax_Refunds, None	(20,000)	(60,000)	(20,000)
4020.None - Sales Tax, None	30,344,083	30,126,034	30,757,682
4025.01 - Use Tax_Audits, None	85,000	20,000	-
4025.None - Use Tax, None	1,268,024	1,606,387	1,611,841
4050.01 - Severence Tax_Mineral Leasing, None	740,940	546,810	464,788
4050.None - Severence Tax, None	816,200	829,778	800,000
4055.01 - Franchise Tax_Public Service, None	2,190,000	2,190,000	2,190,000
4055.02 - Franchise Tax_GV Rural Power, None	280,000	280,000	280,000
4055.04 - Franchise Tax_Cable Television, None	390,000	390,000	390,000
4060.None - Cigarette Tax, None	270,000	270,000	270,000
4070.None - Beer/Liquor Occupational Tax, None	44,550	44,550	45,250
4075.None - Highway Use Tax, None	2,176,653	2,226,653	2,226,653
4076.None - Add Motor Vehicle Reg Fee, None	93,000	93,000	93,000
4077.None - Apportioned Highway Reg Fee, None	132,000	132,000	132,000
4078.None - Mesa County Road/Bridge Tax, None	209,000	209,000	209,000
<b>Taxes Total</b>	<b>\$ 53,668,601</b>	<b>\$ 53,860,002</b>	<b>\$ 54,633,497</b>
<u>Licenses and Permits</u>			
4100.01 - Lic/Permit Rev_Sales Tax, None	\$ 6,000	\$ 6,000	\$ 6,500
4100.02 - Lic/Permit Rev_Liquor/Beer , None	9,075	9,075	9,800
4100.03 - Lic/Permit Rev_Managers Reg , None	525	525	1,000
4100.04 - Lic/Permit Rev_Liq/Beer Renewal, None	15,300	15,300	15,100
4100.05 - Lic/Permit Rev_Special Events, None	3,000	3,000	3,500
4100.06 - Lic/Permit Rev_Burning/Prevent, None	25,000	25,000	35,000
4100.07 - Lic/Permit Rev_Bicycle Licence, None	50	50	50
4100.08 - Lic/Permit Rev_Curb/Gutter/Side, None	15,000	15,000	15,000
4100.None - Lic/Permit Rev, None	28,000	28,000	43,500
<b>Licenses and Permits Total</b>	<b>\$ 101,950</b>	<b>\$ 101,950</b>	<b>\$ 129,450</b>
<u>Intergovernmental</u>			
4200.01 - Grant/Reimb Rev_Federal, None	\$ 94,039	\$ 119,539	\$ 272,124
4200.03 - Grant/Reimb Rev_State, None	54,200	120,200	48,325
4200.04 - Grant/Reimb Rev_Other, None	303,240	556,347	179,701
4200.None - Grant/Reimb Rev, None	6,500	157,179	4,020
4230.02 - Lottery Funds_Mesa County, None	105,000	-	-
<b>Intergovernmental Total</b>	<b>\$ 562,979</b>	<b>\$ 953,265</b>	<b>\$ 504,170</b>
<u>Charges for Service</u>			
4100.09 - Lic/Permit Rev_Ownrshp Trnsfer, None	\$ 5,000	\$ 5,000	\$ 6,500
4100.10 - Lic/Permit Rev_New Liq/Beer Appl, None	8,000	8,000	8,000
4100.11 - Lic/Permit Rev_Mod Premise Fee, None	600	600	500
4100.12 - Lic/Permit Rev_Fence/Sign/Home, None	7,500	7,500	7,500
4100.13 - Lic/Permit Rev_Clearances, None	5,100	5,100	5,100
4300.None - Merchandise Sales, None	3,400	2,100	3,400
4305.None - Marketing Services Revenue, None	-	2,650	1,000
4310.01 - Weed Removal_Admin Fee, None	1,000	1,000	1,000
4310.None - Weed Removal, None	15,000	15,000	10,000



**Requested 2015 Adopted, 2015 Amended, 2016 Requested  
Budget By Fund as of 11/16/15**

<b>Classification-Account-Description</b>	<b>2015 Adopted Budget</b>	<b>2015 Amended Budget</b>	<b>2016 Requested Budget</b>
4315.None - Development Fees, None	40,000	45,000	45,000
4320.None - False Alarms, None	5,000	5,000	3,000
4325.None - Rural Fire District Contract, None	1,740,186	1,740,186	1,792,392
4326.None - Wildland Fire Mitigation, None	10,000	10,000	10,000
4327.None - Hazardous Materials Mitigation, None	10,000	10,000	10,000
4328.01 - Ambulance Transports_Offset, None	(4,633,000)	(5,200,000)	(5,408,150)
4328.None - Ambulance Transports, None	7,100,000	7,880,000	8,225,000
4330.01 - Prof Svcs Rev_CMU, None	436,020	443,461	450,903
4330.02 - Prof Svcs Rev_Street Cut Repair, None	40,000	40,000	40,000
4330.03 - Prof Svcs Rev_Highway Maint, None	60,000	60,000	60,000
4330.04 - Prof Svcs Rev_Traffic Sign/Strip, None	281,630	285,589	281,630
4330.None - Prof Svcs Rev, None	350,700	358,346	358,046
4350.None - Grave Space Sale, None	70,000	70,000	71,273
4355.01 - Grave Openings_Vault, None	37,000	37,000	35,000
4355.02 - Grave Openings_Vault Setting Fee, None	14,300	14,300	13,000
4355.None - Grave Openings, None	70,000	70,000	71,271
4360.01 - Fee Revenue_Admissions, None	270,000	255,000	286,500
4360.03 - Fee Revenue_Lessons, None	124,000	117,750	124,000
4360.18 - Fee Revenue_Scholarships, None	(31,000)	(33,000)	(25,000)
4360.19 - Fee Revenue_Diversion Program, None	-	-	7,000
4360.None - Fee Revenue, None	762,195	738,100	766,605
4363.01 - Food/Bev Sales_Concessions, None	9,400	12,000	12,900
4363.03 - Food/Bev Sales_Liquor, None	32,513	32,513	57,000
4370.01 - Facility Use Fees_Baseball, None	81,000	81,000	80,000
4370.02 - Facility Use Fees_Football, None	3,500	3,500	8,800
4370.03 - Facility Use Fees_Track, None	1,500	1,500	-
4370.04 - Facility Use Fees_Concessions, None	38,000	38,000	45,000
4370.05 - Facility Use Fees_Softball, None	5,000	5,000	5,400
4370.06 - Facility Use Fees_Multi-Purpose, None	34,000	34,000	43,000
4370.07 - Facility Use Fees_Hospitality Room, None	25,000	25,000	30,044
4370.None - Facility Use Fees, None	104,500	104,500	120,100
4375.None - Parks Use Fees, None	75,613	75,613	91,014
4415.None - Delinquent Charges, None	35,000	35,000	25,000
4700.01 - Misc Revenue_NSF Fees, None	1,000	1,000	800
4700.None - Misc Revenue, None	65,700	149,512	59,750
<b>Charges for Service Total</b>	<b>\$ 7,314,357</b>	<b>\$ 7,591,820</b>	<b>\$ 7,839,278</b>
<b><u>Fines and Forfeitures</u></b>			
4360.14 - Fee Revenue_Traffic School, None	\$ 19,000	\$ 19,000	\$ 19,000
4410.01 - Fines_Animal Control, None	43,000	43,000	43,000
4410.02 - Fines_Muni Accident Assessment, None	38,000	38,000	38,000
4410.03 - Fines_DUI, None	21,000	21,000	21,000
4410.04 - Fines_Drug Surcharge, None	4,000	4,000	4,000
4410.05 - Fines_Substance Tests, None	6,000	6,000	6,000
4410.06 - Fines_No Insurance, None	21,000	21,000	21,000
4410.None - Fines, None	527,000	527,000	525,000
4430.None - Seized Funds, None	-	184,949	63,985
4435.02 - Unclaimed Funds_Bond Forfeitures, None	500	500	500
<b>Fines and Forfeitures Total</b>	<b>\$ 679,500</b>	<b>\$ 864,449</b>	<b>\$ 741,485</b>
<b><u>Interfund Revenue</u></b>			
4390.01 - Interfund Chgs_Water, None	\$ 293,167	\$ 287,797	\$ 301,696
4390.02 - Interfund Chgs_Sewer, None	376,104	376,104	381,305
4390.03 - Interfund Chgs_Solid Waste, None	174,000	174,000	182,769
4390.04 - Interfund Chgs_Comm Center, None	211,250	211,250	217,032



**Requested 2015 Adopted, 2015 Amended, 2016 Requested  
Budget By Fund as of 11/16/15**

<b>Classification-Account-Description</b>	<b>2015 Adopted Budget</b>	<b>2015 Amended Budget</b>	<b>2016 Requested Budget</b>
4390.05 - Interfund Chgs_VCB, None	66,873	66,873	70,239
4390.06 - Interfund Chgs_Irrigation, None	12,531	12,531	12,160
4390.07 - Interfund Chgs_Parking, None	23,330	24,338	24,342
4390.08 - Interfund Chgs_TRCC, None	25,000	25,000	25,000
4390.11 - Interfund Chgs_LP Golf, None	26,215	26,215	27,375
4390.12 - Interfund Chgs_TR Golf, None	63,934	63,934	64,812
4390.16 - Interfund Chgs_DDA, None	16,550	16,550	16,486
<b>Interfund Revenue Total</b>	<b>\$ 1,288,954</b>	<b>\$ 1,284,592</b>	<b>\$ 1,323,216</b>
<b><u>Interest</u></b>			
4610.None - Interest Income, None	\$ 183,945	\$ 183,945	\$ 169,865
4620.None - Direct Interest Earnings, None	1,000	1,000	-
<b>Interest Total</b>	<b>\$ 184,945</b>	<b>\$ 184,945</b>	<b>\$ 169,865</b>
<b><u>Other</u></b>			
4650.None - Lease Revenue, None	\$ 6,000	\$ 6,000	\$ 6,000
4750.02 - Donations_Grant A Wish, None	4,500	4,500	4,500
4750.None - Donations, None	17,200	22,200	17,200
4760.None - Insurance Reimbursement, None	-	18,715	-
<b>Other Total</b>	<b>\$ 27,700</b>	<b>\$ 51,415</b>	<b>\$ 27,700</b>
<b><u>Capital Proceeds</u></b>			
4665.None - Sale of Equipment, None	\$ 5,000	\$ 20,000	\$ 5,000
<b>Capital Proceeds Total</b>	<b>\$ 5,000</b>	<b>\$ 20,000</b>	<b>\$ 5,000</b>
<b>Total Revenue</b>	<b>\$ 63,833,986</b>	<b>\$ 64,912,438</b>	<b>\$ 65,373,661</b>
<b>Expenditures</b>			
<b><u>Labor and Benefits</u></b>			
5000.None - Full Time Salaries, None	\$ 28,905,047	\$ 29,006,567	\$ 29,435,157
5010.None - Cellular Telephone, None	102,066	101,601	101,515
5100.None - Holiday Pay, None	56,244	56,244	56,079
5290.None - Seasonal Part-Time, None	1,811,560	1,764,070	1,783,643
5390.02 - Overtime_Constant Manning, None	-	-	181,777
5390.05 - Overtime_FLSA, None	89,340	89,340	91,637
5390.10 - Overtime_Standby, None	9,541	9,541	-
5390.None - Overtime, None	1,427,941	1,447,819	1,308,324
5405.None - Severance Pay, None	-	252,680	-
5410.05 - Awards_EOY, None	600	600	3,000
5410.None - Awards, None	-	13,500	18,200
5420.None - Gen Retire Plan, None	785,559	777,340	779,280
5450.None - Retirement Payout, None	40,390	38,011	23,238
5480.None - PTO Buyout, None	55,000	55,000	71,000
5510.None - Social Security Cont, None	915,891	922,548	900,380
5515.None - Medicare Cont, None	459,322	465,110	469,599
5520.None - Deferred Compensation, None	5,027	2,319	-
5545.None - Old Hire Fire Pension, None	307,037	307,037	307,037
5550.None - Police Retirement Plan, None	865,985	869,925	878,999
5555.None - Fire Retirement Plan, None	850,812	859,735	889,047
5610.None - Worker's Compensation, None	1,014,748	1,014,748	975,892
5620.None - Dental Insurance, None	288,337	287,968	286,344
5625.None - Health Insurance, None	4,668,796	4,656,991	4,746,982
5630.15 - Life Insurance_Retired Employ, None	2,268	2,268	2,184
5630.None - Life Insurance, None	70,199	70,243	71,462
5635.None - Long Term Disability, None	123,340	123,913	126,304
5640.None - FPPA Disability, None	166,446	167,806	175,710
5645.None - Cardiac Benefits, None	16,200	16,200	17,325
5820.02 - Allowances_Automobile, None	26,525	36,734	33,966



**Requested 2015 Adopted, 2015 Amended, 2016 Requested  
Budget By Fund as of 11/16/15**

Classification-Account-Description	2015 Adopted Budget	2015 Amended Budget	2016 Requested Budget
8900.None - Labor Vacancy Savings, None	(500,000)	-	(100,000)
<b>Labor and Benefits Total</b>	<b>\$ 42,564,221</b>	<b>\$ 43,415,858</b>	<b>\$ 43,634,081</b>
<b>Non Personnel Operating</b>			
6010.01 - Cost of Goods Sold_Adjustments, None	\$ 500	\$ 500	\$ 500
6010.None - Cost of Goods Sold, None	4,800	4,800	4,800
6020.None - Fuel, None	2,000	2,000	2,000
6105.01 - Operating Supply_Ammunition, None	76,525	76,525	76,525
6105.02 - Operating Supply_Business Meals, None	28,200	28,263	28,200
6105.03 - Operating Supply_Comput/Printer, None	7,600	7,600	4,600
6105.06 - Operating Supply_Evidence, None	16,000	16,000	16,000
6105.08 - Operating Supply_Janitorial, None	8,250	8,250	8,250
6105.09 - Operating Supply_Medical, None	87,100	107,100	107,100
6105.10 - Operating Supply_Minor Equip, None	11,660	11,660	14,110
6105.11 - Operating Supply_Office, None	62,410	64,132	70,535
6105.13 - Operating Supply_Small Tools, None	11,022	11,022	11,022
6105.14 - Operating Supply_Trophy/Certs, None	5,255	5,255	5,255
6105.None - Operating Supply, None	497,589	504,702	501,968
6120.None - Postage/Freight, None	62,970	60,970	61,470
6125.01 - Uniforms/Clothing_Protective Clothing, None	25,000	25,500	25,500
6125.None - Uniforms/Clothing, None	190,361	190,261	191,974
6130.01 - Materials_Asphalt, None	84,818	74,818	84,818
6130.02 - Materials_Gravel, Sand, Soil, None	57,600	57,600	57,600
6130.03 - Materials_Nursery Stock, None	33,300	33,300	33,300
6130.04 - Materials_Paint, None	172,950	172,950	181,088
6130.05 - Materials_Road Salt, None	101,295	91,295	101,295
6130.None - Materials, None	9,500	9,500	9,500
6145.None - Chemical/Fertilizers, None	116,500	116,500	116,500
6150.None - Pipe & Supplies, None	71,750	71,750	74,750
6155.None - Food Stuffs, None	5,450	6,500	7,800
6156.None - Bar Stock, None	8,150	8,150	8,150
6160.01 - Equip Parts/Supply_Batteries, None	2,000	2,000	3,200
6160.04 - Equip Parts/Supply_Parts, None	15,350	15,350	15,350
6210.01 - Repairs/Maint_Buildings, None	2,000	2,000	2,000
6210.04 - Repairs/Maint_Equipment, None	43,000	43,000	39,000
6210.10 - Repairs/Maint_Signal Light, None	39,000	57,710	34,000
6210.12 - Repairs/Maint_Comput/Printer, None	350	350	350
6210.None - Repairs/Maint, None	298,285	235,315	138,085
6270.01 - Damage Repair_City Property, None	31,000	25,000	36,000
6270.02 - Damage Repair_Outside Property, None	2,500	2,500	2,500
6270.03 - Damage Repair_Vehicles, None	6,600	6,600	6,600
6310.01 - Printing/Publications_Calendars, None	46,000	46,000	46,000
6310.02 - Printing/Publications_Newsletter, None	6,000	6,000	6,000
6310.None - Printing/Publications, None	43,800	43,506	41,964
6400.01 - Advertising_Brochures, None	14,000	14,000	14,000
6400.04 - Advertising_Ordinance/Resolution, None	3,000	3,000	3,000
6400.None - Advertising, None	93,500	92,500	92,500
6420.None - Public Info/Education, None	5,000	5,000	5,000
6510.02 - Telephone_Cellular, None	12,228	12,228	12,228
6510.08 - Telephone_Other, None	1,800	1,800	1,800
6550.02 - Utilities_Elect-Street Lights, None	1,572,000	1,572,000	1,572,000
6550.03 - Utilities_Elect-Traffic Signals, None	31,000	31,000	31,000
6550.05 - Utilities_Sewer, None	18,805	18,805	18,805
6550.06 - Utilities_Solid Waste, None	46,210	46,210	46,210





**Requested 2015 Adopted, 2015 Amended, 2016 Requested  
Budget By Fund as of 11/16/15**

<b>Classification-Account-Description</b>	<b>2015 Adopted Budget</b>	<b>2015 Amended Budget</b>	<b>2016 Requested Budget</b>
6550.07 - Utilities_Water, None	345,070	345,070	345,770
6550.08 - Utilities_Water Fees, None	20,193	20,193	20,235
6550.10 - Utilities_Cable/Internet, None	15,820	15,820	15,820
6640.01 - Rent_Equipment, None	99,000	99,000	94,000
6640.03 - Rent_Property/Space, None	43,950	51,720	51,870
6720.None - Insurance Premiums, None	8,700	8,700	8,200
6770.None - CIRSA Deductibles, None	2,000	2,000	2,000
6825.01 - Allowance/Reimb_Mileage, None	11,940	4,200	9,090
6825.03 - Allowance/Reimb_Tuition, None	1,500	1,500	1,500
6830.01 - Professional Develop_Training, None	396,438	438,393	417,200
6830.02 - Professional Develop_Travel, None	68,175	79,683	67,175
6835.None - Dues, None	283,215	289,315	281,620
7100.02 - Legal_Litigation, None	30,000	30,000	30,000
7100.03 - Legal_Research, None	8,500	8,500	8,500
7310.02 - Charges/Fees_Credit Card, None	7,785	7,785	7,525
7310.03 - Charges/Fees_Filing, None	5,750	5,750	5,750
7310.04 - Charges/Fees_Landfill, None	48,900	48,900	48,900
7310.07 - Charges/Fees_Treasurer, None	155,000	155,000	159,000
7310.None - Charges/Fees, None	73,475	88,475	88,125
7410.01 - Contract Svcs_Animal Control, None	440,371	440,371	343,141
7410.04 - Contract Svcs_Blood Testing, None	36,800	36,800	36,800
7410.05 - Contract Svcs_Collections, None	150	150	150
7410.07 - Contract Svcs_Consultant, None	1,250	26,250	1,250
7410.10 - Contract Svcs_Dump Truck, None	80,000	75,000	80,000
7410.11 - Contract Svcs_Elections, None	46,000	46,000	-
7410.13 - Contract Svcs_Financial Audit, None	15,132	15,132	17,438
7410.20 - Contract Svcs_Physicals, None	50,000	50,000	50,000
7410.21 - Contract Svcs_Random Drug Screen, None	13,500	13,500	13,500
7410.22 - Contract Svcs_Recycling, None	-	1,000	1,000
7410.23 - Contract Svcs_Rolloff Tanks, None	55,000	55,000	55,000
7410.24 - Contract Svcs_Security, None	66,550	66,550	70,350
7410.26 - Contract Svcs_Televis Broadcast, None	10,000	10,000	10,000
7410.27 - Contract Svcs_Traffic Control, None	42,500	42,500	49,500
7410.35 - Contract Svcs_Legal, None	5,000	5,000	6,500
7410.None - Contract Svcs, None	668,396	1,122,192	666,796
7430.03 - Contract Maintenance_Software, None	1,075	20,575	1,000
7430.05 - Contract Maintenance_Building, None	4,800	4,800	4,800
7430.13 - Contract Maintenance_Elevator, None	4,500	4,500	4,500
7430.None - Contract Maintenance, None	97,280	172,280	108,665
7500.01 - Recruitment_Backgrounds, None	9,000	15,000	15,000
7500.02 - Recruitment_Candidates, None	5,000	9,000	15,000
7500.03 - Recruitment_Dispatch, None	12,000	12,000	14,000
7500.04 - Recruitment_Executive, None	-	30,000	-
7500.05 - Recruitment_Fire, None	10,000	10,000	10,000
7500.06 - Recruitment_Police, None	90,000	90,000	90,000
7500.None - Recruitment, None	6,000	6,000	6,000
7505.02 - Personnel Prog_Awards, None	13,500	-	-
7505.03 - Personnel Prog_Awards Dinner, None	8,000	8,000	8,000
7505.04 - Personnel Prog_EAP, None	21,750	21,750	24,750
7505.07 - Personnel Prog_Medical Exams, None	36,000	36,000	36,000
7505.08 - Personnel Prog_NEO, None	2,000	2,000	2,000
7505.10 - Personnel Prog_Recognition Prog, None	10,000	10,000	10,000
7505.11 - Personnel Prog_Flex Spending, None	-	4,849	9,700



**Requested 2015 Adopted, 2015 Amended, 2016 Requested  
Budget By Fund as of 11/16/15**

<b>Classification-Account-Description</b>	<b>2015 Adopted Budget</b>	<b>2015 Amended Budget</b>	<b>2016 Requested Budget</b>
7505.13 - Personnel Prog_Wellness, None	18,500	18,500	18,500
7505.None - Personnel Prog, None	27,500	27,500	28,500
7520.None - Hazardous Waste Disposal, None	500	500	500
7530.None - Licenses/Permits, None	4,050	4,050	4,050
7585.05 - Comm Participat_Grant a Wish, None	4,500	4,500	4,500
7585.None - Comm Participat, None	23,700	37,185	29,341
7825.02 - Contributions_Business Incubator, None	53,600	66,100	53,600
7825.05 - Contributions_Downtown BID, None	13,466	13,466	13,466
7825.06 - Contributions_Housing Resources, None	5,000	5,000	-
7825.07 - Contributions_GJEP, None	99,000	40,000	40,000
7825.08 - Contributions_Grand Valley Trans, None	389,886	389,886	389,886
7825.10 - Contributions_Kids Voting, None	5,000	5,000	-
7825.12 - Contributions_Mesa Land Trust, None	10,000	15,000	20,000
7825.14 - Contributions_Colorado Mesa University, None	500,000	1,000,000	500,000
7825.16 - Contributions_PLIAB, None	15,500	15,500	15,500
7825.17 - Contributions_Riverfront, None	17,121	17,121	17,121
7825.23 - Contributions_Western Slope Center for Children, None	35,000	35,000	35,000
7825.25 - Contributions_Pro Mountain Bike Race, None	10,000	10,000	20,000
7825.28 - Contributions_Facade Program, None	50,000	50,000	50,000
7825.29 - Contributions_Arts & Culture Grants, None	43,300	43,300	-
7825.30 - Contributions_CMU Sports Commission, None	15,000	15,000	-
7825.None - Contributions, None	69,000	185,164	265,800
7900.01 - Operating Equip_Communications, None	14,550	14,550	19,800
7900.02 - Operating Equip_Computer Hardwar, None	29,044	47,721	18,556
7900.03 - Operating Equip_Computer Softwar, None	5,200	34,294	8,600
7900.04 - Operating Equip_Machinery & Tool, None	22,000	22,000	22,000
7900.05 - Operating Equip_Office, None	1,000	1,000	1,000
7900.None - Operating Equip, None	155,543	356,402	160,471
7910.None - Furniture/Fixtures, None	1,000	8,440	3,400
6510.09 - Telephone_Air Cards, None	69,605	69,605	79,920
6510.None - Telephone, None	195,667	195,667	179,356
6550.09 - Utilities_Energy Service Contract, None	25,908	25,908	26,607
7610.None - Comm Center Charges, None	2,419,554	2,419,554	2,516,234
7620.01 - Data Process Chgs_Basic, None	2,313,368	2,313,368	2,471,400
7620.02 - Data Process Chgs_Equip Replace, None	364,679	364,679	363,379
7620.03 - Data Process Chgs_Direct, None	1,583,607	1,579,213	1,617,016
7640.None - Liability Insurance, None	264,782	264,782	264,782
7655.None - Interfund Line Rep, None	15,000	15,000	15,000
7680.None - Interfund Fuel, None	630,751	630,751	580,256
7685.01 - Fleet Accrual_Replacement, None	1,549,772	1,549,772	1,578,067
7685.02 - Fleet Accrual_Maintenance, None	1,232,554	1,232,554	1,280,705
7690.01 - Facility Accrual_Maintenance, None	922,397	922,397	870,330
7695.None - Interfund Utilities, None	809,396	809,396	774,405
<b>Non Personnel Operating Total</b>	<b>\$ 21,613,948</b>	<b>\$ 23,085,805</b>	<b>\$ 21,752,370</b>
<b>Capital Outlay</b>			
8100.02 - Capital Equip_Computer Sys, None	\$ -	\$ 14,604	\$ -
8100.03 - Capital Equip_Specialty, None	29,010	410,228	29,000
8100.None - Capital Equip, None	55,000	36,208	52,600
8230.02 - Land Improve_Park Improve, None	-	25,000	-
<b>Capital Outlay Total</b>	<b>\$ 84,010</b>	<b>\$ 486,040</b>	<b>\$ 81,600</b>
<b>Total Expense</b>	<b>\$ 64,262,179</b>	<b>\$ 66,987,703</b>	<b>\$ 65,468,051</b>
<b>Transfers In</b>			
4814.None - Transfer in CDBG Fund, None	\$ 35,000	\$ 35,000	\$ 38,000



Requested 2015 Adopted, 2015 Amended, 2016 Requested  
Budget By Fund as of 11/16/15

Classification-Account-Description	2015 Adopted Budget	2015 Amended Budget	2016 Requested Budget
4821.None - Transfer in Sales Tax CIP, None	584,010	584,010	1,122,000
4841.None - Transfer in Self Insurance, None	38,853	38,853	-
4874.None - Transfer in Perpetual Care, None	6,300	6,300	8,808
<b>Transfers In Total</b>	<b>\$ 664,163</b>	<b>\$ 664,163</b>	<b>\$ 1,168,808</b>
<b>Transfers Out</b>			
9201.None - Transfers to Sales Tax CIP Fund, None	\$ -	\$ 59,000	\$ -
9303.None - Transfers to TRCC Fund, None	135,132	197,722	182,446
9406.None - Transfer to Facilities Fund, None	-	15,738	-
9611.None - Transfers to DDA Debt Svc Fund, None	345,082	351,741	374,297
<b>Transfers Out Total</b>	<b>\$ 480,214</b>	<b>\$ 624,201</b>	<b>\$ 556,743</b>
<b>Contingency and Reserves</b>			
8920.None - Contingency, None	\$ 938,540	\$ 58,908	\$ 374,892
<b>Contingency and Reserves Total</b>	<b>\$ 938,540</b>	<b>\$ 58,908</b>	<b>\$ 374,892</b>

**102 Visitor & Convention Bureau Fund**

Revenue

Taxes

4030.None - Vendor's Fee Reduction, None	\$ 679,888	\$ 675,623	\$ 689,135
4040.None - Lodging Tax, None	1,337,460	1,350,742	1,404,772

**Taxes Total**

**\$ 2,017,348 \$ 2,026,365 \$ 2,093,907**

Charges for Service

4300.None - Merchandise Sales, None	\$ 2,000	\$ 2,000	\$ 2,000
4305.None - Marketing Services Revenue, None	7,000	7,000	9,000
4700.None - Misc Revenue, None	-	8,200	-

**Charges for Service Total**

**\$ 9,000 \$ 17,200 \$ 11,000**

Interest

4610.None - Interest Income, None	\$ 597	\$ 597	\$ 640
-----------------------------------	--------	--------	--------

**Interest Total**

**\$ 597 \$ 597 \$ 640**

**Total Revenue \$ 2,026,945 \$ 2,044,162 \$ 2,105,547**

Expenditures

Labor and Benefits

5000.None - Full Time Salaries, None	\$ 595,446	\$ 596,361	\$ 595,675
5010.None - Cellular Telephone, None	3,456	3,456	3,456
5290.None - Seasonal Part-Time, None	9,648	13,698	10,616
5390.10 - Overtime_Standby, None	-	1,300	-
5390.None - Overtime, None	-	-	2,880
5420.None - Gen Retire Plan, None	39,121	39,176	39,135
5450.None - Retirement Payout, None	4,038	4,892	-
5510.None - Social Security Cont, None	37,813	38,249	38,034
5515.None - Medicare Cont, None	8,900	9,002	8,901
5610.None - Worker's Compensation, None	1,874	1,874	1,874
5620.None - Dental Insurance, None	7,798	7,798	7,330
5625.None - Health Insurance, None	113,397	113,397	113,242
5630.None - Life Insurance, None	1,545	1,547	1,416
5635.None - Long Term Disability, None	2,624	2,627	2,413
5820.02 - Allowances_Automobile, None	4,201	4,201	4,201

**Labor and Benefits Total**

**\$ 829,861 \$ 837,578 \$ 829,173**

Non Personnel Operating

6010.None - Cost of Goods Sold, None	\$ 1,500	\$ 1,500	\$ 1,500
6105.03 - Operating Supply_Comput/Printer, None	900	400	900
6105.08 - Operating Supply_Janitorial, None	1,100	1,100	1,100
6105.10 - Operating Supply_Minor Equip, None	800	800	1,500
6105.11 - Operating Supply_Office, None	1,600	1,600	2,600



**Requested 2015 Adopted, 2015 Amended, 2016 Requested  
Budget By Fund as of 11/16/15**

Classification-Account-Description	2015 Adopted Budget	2015 Amended Budget	2016 Requested Budget
6105.None - Operating Supply, None	10,975	10,475	11,575
6120.None - Postage/Freight, None	22,000	27,700	24,000
6210.01 - Repairs/Maint_Buildings, None	5,000	2,800	4,000
6210.None - Repairs/Maint, None	2,500	1,500	2,000
6310.None - Printing/Publications, None	8,000	6,000	8,000
6400.05 - Advertising_Special Events, None	31,000	28,500	30,100
6400.06 - Advertising_Special Programs, None	77,500	94,647	132,500
6400.07 - Advertising_Visitor Guide, None	25,000	20,213	22,000
6400.None - Advertising, None	87,970	83,610	77,795
6510.02 - Telephone_Cellular, None	500	500	600
6550.05 - Utilities_Sewer, None	450	450	470
6550.06 - Utilities_Solid Waste, None	675	675	700
6550.07 - Utilities_Water, None	2,200	2,200	2,300
6550.10 - Utilities_Cable/Internet, None	1,095	595	540
6825.01 - Allowance/Reimb_Mileage, None	900	900	1,100
6830.01 - Professional Develop_Training, None	12,800	9,500	14,000
6830.02 - Professional Develop_Travel, None	27,000	21,440	26,150
6835.None - Dues, None	14,160	14,160	14,820
7410.07 - Contract Svcs_Consultant, None	38,000	38,000	38,000
7410.13 - Contract Svcs_Financial Audit, None	426	426	554
7410.22 - Contract Svcs_Recycling, None	840	840	840
7410.28 - Contract Svcs_Website, None	170,000	170,000	170,000
7410.None - Contract Svcs, None	375,000	375,000	385,000
7585.None - Comm Participat, None	1,500	1,500	1,000
7700.None - Special Events, None	35,000	35,000	35,000
6510.09 - Telephone_Air Cards, None	960	960	1,170
6510.None - Telephone, None	8,992	8,992	7,610
6550.09 - Utilities_Energy Service Contract, None	1,815	1,815	1,864
7620.01 - Data Process Chgs_Basic, None	59,958	59,958	66,107
7620.02 - Data Process Chgs_Equip Replace, None	7,150	7,150	7,650
7620.03 - Data Process Chgs_Direct, None	6,830	6,830	20,136
7640.None - Liability Insurance, None	962	962	962
7650.01 - Interfund Chgs_General Govt, None	66,873	66,873	70,239
7680.None - Interfund Fuel, None	1,181	1,181	1,077
7685.01 - Fleet Accrual_Replacement, None	1,779	1,779	2,407
7685.02 - Fleet Accrual_Maintenance, None	1,576	1,576	1,117
7695.None - Interfund Utilities, None	8,004	8,004	7,990
<b>Non Personnel Operating Total</b>	<b>\$ 1,122,471</b>	<b>\$ 1,118,111</b>	<b>\$ 1,198,973</b>
<b>Capital Outlay</b>			
8100.04 - Capital Equip_Vehicles/Machinery, None	\$ -	\$ -	\$ 20,000
<b>Capital Outlay Total</b>	<b>\$ -</b>	<b>\$ -</b>	<b>\$ 20,000</b>
<b>Total Expense</b>	<b>\$ 1,952,332</b>	<b>\$ 1,955,689</b>	<b>\$ 2,048,146</b>
<b>Transfers In</b>			
4841.None - Transfer in Self Insurance, None	\$ 862	\$ 862	\$ -
<b>Transfers In Total</b>	<b>\$ 862</b>	<b>\$ 862</b>	<b>\$ -</b>
<b>Transfers Out</b>			
9303.None - Transfers to TRCC Fund, None	\$ 135,131	\$ 197,721	\$ 182,446
<b>Transfers Out Total</b>	<b>\$ 135,131</b>	<b>\$ 197,721</b>	<b>\$ 182,446</b>

**104 CDBG Fund**

**Revenue**

**Intergovernmental**

4200.01 - Grant/Reimb Rev_Federal, None	\$ 335,000	\$ 426,772	\$ 378,250
---	------------	------------	------------



Requested 2015 Adopted, 2015 Amended, 2016 Requested  
Budget By Fund as of 11/16/15

Classification-Account-Description	2015 Adopted Budget	2015 Amended Budget	2016 Requested Budget
4200.03 - Grant/Reimb Rev_State, None	-	20,000	-
4200.04 - Grant/Reimb Rev_Other, None	-	10,750	-
<b>Intergovernmental Total</b>	<b>\$ 335,000</b>	<b>\$ 457,522</b>	<b>\$ 378,250</b>
<b>Total Revenue</b>	<b>\$ 335,000</b>	<b>\$ 457,522</b>	<b>\$ 378,250</b>
<b>Expenditures</b>			
<b>Non Personnel Operating</b>			
7820.None - Grant Distributions, None	\$ 300,000	\$ 244,449	\$ 236,472
<b>Non Personnel Operating Total</b>	<b>\$ 300,000</b>	<b>\$ 244,449</b>	<b>\$ 236,472</b>
<b>Total Expense</b>	<b>\$ 300,000</b>	<b>\$ 244,449</b>	<b>\$ 236,472</b>
<b>Transfers Out</b>			
9100.None - Transfers to General Fund, None	\$ 35,000	\$ 35,000	\$ 38,000
9201.None - Transfers to Sales Tax CIP Fund, None	-	178,073	103,778
<b>Transfers Out Total</b>	<b>\$ 35,000</b>	<b>\$ 213,073</b>	<b>\$ 141,778</b>

**105 Parkland Expansion Fund**

<b>Revenue</b>			
<b>Fines and Forfeitures</b>			
4410.01 - Fines_Animal Control, None	\$ 8,000	\$ 8,000	\$ 10,000
<b>Fines and Forfeitures Total</b>	<b>\$ 8,000</b>	<b>\$ 8,000</b>	<b>\$ 10,000</b>
<b>Interest</b>			
4610.None - Interest Income, None	\$ 1,831	\$ 1,831	\$ 1,825
<b>Interest Total</b>	<b>\$ 1,831</b>	<b>\$ 1,831</b>	<b>\$ 1,825</b>
<b>Other</b>			
4315.01 - Development Fees_Land, None	\$ 60,000	\$ 20,000	\$ 30,000
4315.02 - Development Fees_Unit, None	30,000	30,000	20,000
<b>Other Total</b>	<b>\$ 90,000</b>	<b>\$ 50,000</b>	<b>\$ 50,000</b>
<b>Total Revenue</b>	<b>\$ 99,831</b>	<b>\$ 59,831</b>	<b>\$ 61,825</b>
<b>Expenditures</b>			
<b>Transfers Out</b>			
9201.None - Transfers to Sales Tax CIP Fund, None	\$ 678,762	\$ 502,903	\$ 232,657
<b>Transfers Out Total</b>	<b>\$ 678,762</b>	<b>\$ 502,903</b>	<b>\$ 232,657</b>

**110 Conservation Trust Fund**

<b>Revenue</b>			
<b>Intergovernmental</b>			
4230.01 - Lottery Funds_State, None	\$ 600,000	\$ 600,000	\$ 600,000
<b>Intergovernmental Total</b>	<b>\$ 600,000</b>	<b>\$ 600,000</b>	<b>\$ 600,000</b>
<b>Interest</b>			
4610.None - Interest Income, None	\$ 167	\$ 167	\$ 1,043
<b>Interest Total</b>	<b>\$ 167</b>	<b>\$ 167</b>	<b>\$ 1,043</b>
<b>Total Revenue</b>	<b>\$ 600,167</b>	<b>\$ 600,167</b>	<b>\$ 601,043</b>
<b>Expenditures</b>			
<b>Transfers Out</b>			
9201.None - Transfers to Sales Tax CIP Fund, None	\$ 222,415	\$ 213,972	\$ 127,500
9306.None - Transfers to Tiara Rado GC, None	155,000	155,000	155,000
9614.None - Transfers to GJPFC, None	233,505	233,505	231,905
<b>Transfers Out Total</b>	<b>\$ 610,920</b>	<b>\$ 602,477</b>	<b>\$ 514,405</b>

**201 Sales Tax CIP Fund**

<b>Revenue</b>			
<b>Taxes</b>			
4020.04 - Sales Tax_Refunds, None	\$ (9,500)	\$ (20,000)	\$ (9,500)
4020.None - Sales Tax, None	11,469,031	11,424,763	11,624,131



Requested 2015 Adopted, 2015 Amended, 2016 Requested  
Budget By Fund as of 11/16/15

Classification-Account-Description	2015 Adopted Budget	2015 Amended Budget	2016 Requested Budget
4025.None - Use Tax, None	507,384	609,895	604,441
<b>Taxes Total</b>	<b>\$ 11,966,915</b>	<b>\$ 12,014,658</b>	<b>\$ 12,219,072</b>
<b><u>Intergovernmental</u></b>			
4200.01 - Grant/Reimb Rev_Federal, None	\$ 2,318,400	\$ 712,430	\$ 1,655,970
4200.02 - Grant/Reimb Rev_State Energy Imp, None	2,146,428	1,709,895	600,000
4200.03 - Grant/Reimb Rev_State, None	285,856	298,756	2,201,333
4200.04 - Grant/Reimb Rev_Other, None	517,230	653,888	-
4230.02 - Lottery Funds_Mesa County, None	25,000	-	-
<b>Intergovernmental Total</b>	<b>\$ 5,292,914</b>	<b>\$ 3,374,969</b>	<b>\$ 4,457,303</b>
<b><u>Charges for Service</u></b>			
4330.04 - Prof Svcs Rev_Traffic Sign/Strip, None	\$ 19,000	\$ -	\$ -
4385.None - Utility Construction Reimburse, None	30,000	30,000	30,000
4700.None - Misc Revenue, None	-	30,892	-
<b>Charges for Service Total</b>	<b>\$ 49,000</b>	<b>\$ 60,892</b>	<b>\$ 30,000</b>
<b><u>Interest</u></b>			
4620.None - Direct Interest Earnings, None	\$ 4,000	\$ 4,000	\$ 3,050
<b>Interest Total</b>	<b>\$ 4,000</b>	<b>\$ 4,000</b>	<b>\$ 3,050</b>
<b><u>Other</u></b>			
4500.None - Special Assessments, None	\$ 12,000	\$ 12,000	\$ 9,700
4750.None - Donations, None	10,000	48,733	736,527
<b>Other Total</b>	<b>\$ 22,000</b>	<b>\$ 60,733</b>	<b>\$ 746,227</b>
<b><u>Capital Proceeds</u></b>			
4660.None - Sale of Land, None	\$ 560,000	\$ 560,000	\$ -
<b>Capital Proceeds Total</b>	<b>\$ 560,000</b>	<b>\$ 560,000</b>	<b>\$ -</b>
<b>Total Revenue</b>	<b>\$ 17,894,829</b>	<b>\$ 16,075,252</b>	<b>\$ 17,455,652</b>
<b>Expenditures</b>			
<b><u>Non Personnel Operating</u></b>			
6130.01 - Materials_Aspphalt, None	\$ -	\$ 621,000	\$ -
6130.02 - Materials_Gravel, Sand, Soil, None	-	111,500	-
7310.07 - Charges/Fees_Treasurer, None	400	400	400
7410.None - Contract Svcs, None	-	8,240	-
<b>Non Personnel Operating Total</b>	<b>\$ 400</b>	<b>\$ 741,140</b>	<b>\$ 400</b>
<b><u>Capital Outlay</u></b>			
8100.02 - Capital Equip_Computer Sys, None	\$ -	\$ 168,500	\$ -
8210.None - Facility Construction New, None	3,464,134	3,535,633	-
8215.None - Facility Improvements, None	100,000	45,978	86,750
8230.02 - Land Improve_Park Improve, None	1,277,033	1,242,125	2,013,017
8320.None - Bridge Construction - New, None	643,592	2,500	721,092
8330.None - Curb, Gutter & Sidewalk - New, None	50,000	281,488	153,778
8350.None - Street Capacity Expansion, None	913,000	851,725	854,325
8355.None - Street Maintenance, None	2,917,500	2,296,234	2,772,000
8360.None - Street Reconstruction, None	1,260,000	260,160	1,777,570
8370.None - Traffic Signals & Controls, None	19,000	111,415	135,000
8375.None - Trail Construction - New, None	30,000	10,000	1,490,000
8510.None - Other Infrastructure Improvement, None	-	15,000	150,000
<b>Capital Outlay Total</b>	<b>\$ 10,674,259</b>	<b>\$ 8,820,758</b>	<b>\$ 10,153,532</b>
<b>Total Expense</b>	<b>\$ 10,674,659</b>	<b>\$ 9,561,898</b>	<b>\$ 10,153,932</b>
<b><u>Transfers In</u></b>			
4810.None - Transfer in General Fund, None	\$ -	\$ 59,000	\$ -
4814.None - Transfer in CDBG Fund, None	-	178,073	103,778
4815.None - Transfer in Parkland Expansion, None	678,762	502,903	232,657
4827.None - Transfer in Transport Capacity, None	237,056	-	100,000
4850.None - Transfer in Consvr Trust Fund, None	222,415	213,972	127,500



Requested 2015 Adopted, 2015 Amended, 2016 Requested  
Budget By Fund as of 11/16/15

Classification-Account-Description	2015 Adopted Budget	2015 Amended Budget	2016 Requested Budget
<b>Transfers In Total</b>	\$ 1,138,233	\$ 953,948	\$ 563,935
<b>Transfers Out</b>			
9100.None - Transfers to General Fund, None	\$ 584,010	\$ 584,010	\$ 1,122,000
9202.None - Transfers to Storm Drainage Fund, None	645,400	329,096	200,000
9406.None - Transfer to Facilities Fund, None	100,000	100,000	-
9610.11 - Transfer to Debt Serv_PSI COP's 2010, None	1,916,920	1,812,617	1,812,888
9610.12 - Transfer to Debt Serv_Parkway 12 Refunding, None	3,852,300	3,852,300	3,855,875
9611.None - Transfers to DDA Debt Svc Fund, None	129,405	131,903	140,361
9615.None - Transfer To Parkway Debt Retirem, None	1,233,863	1,217,955	1,143,635
<b>Transfers Out Total</b>	\$ 8,461,898	\$ 8,027,881	\$ 8,274,759

**202 Storm Drainage Fund**

Revenue

Intergovernmental

4200.02 - Grant/Reimb Rev\_State Energy Imp, None

\$ - \$ 139,130 \$ -

**Intergovernmental Total**

\$ - \$ 139,130 \$ -

Charges for Service

4315.None - Development Fees, None

\$ 10,000 \$ 10,000 \$ -

**Charges for Service Total**

\$ 10,000 \$ 10,000 \$ -

**Total Revenue** \$ 10,000 \$ 149,130 \$ -

Expenditures

Capital Outlay

8440.None - Drainage System Expansion, None

\$ 525,000 \$ 388,846 \$ -

8445.None - Drainage System Improvements, None

130,400 89,380 200,000

**Capital Outlay Total**

\$ 655,400 \$ 478,226 \$ 200,000

**Total Expense** \$ 655,400 \$ 478,226 \$ 200,000

Transfers In

4821.None - Transfer in Sales Tax CIP, None

\$ 645,400 \$ 329,096 \$ 200,000

**Transfers In Total**

\$ 645,400 \$ 329,096 \$ 200,000

**207 Transportation Capacity Fund**

Revenue

Charges for Service

4315.None - Development Fees, None

\$ 700,000 \$ 1,100,000 \$ 1,000,000

**Charges for Service Total**

\$ 700,000 \$ 1,100,000 \$ 1,000,000

**Total Revenue** \$ 700,000 \$ 1,100,000 \$ 1,000,000

Expenditures

Non Personnel Operating

7410.None - Contract Svcs, None

\$ - \$ 2,042 \$ -

**Non Personnel Operating Total**

\$ - \$ 2,042 \$ -

Capital Outlay

8350.None - Street Capacity Expansion, None

\$ 950,000 \$ 705,237 \$ 1,938,100

**Capital Outlay Total**

\$ 950,000 \$ 705,237 \$ 1,938,100

**Total Expense** \$ 950,000 \$ 707,279 \$ 1,938,100

Transfers Out

9201.None - Transfers to Sales Tax CIP Fund, None

\$ 237,056 \$ - \$ 100,000

**Transfers Out Total**

\$ 237,056 \$ - \$ 100,000

**610 General Debt Service Fund**

Revenue

Intergovernmental

4200.01 - Grant/Reimb Rev\_Federal, None

\$ 612,708 \$ 717,011 \$ 718,940

**Intergovernmental Total**

\$ 612,708 \$ 717,011 \$ 718,940



Requested 2015 Adopted, 2015 Amended, 2016 Requested  
Budget By Fund as of 11/16/15

Classification-Account-Description	2015 Adopted Budget	2015 Amended Budget	2016 Requested Budget
<b>Total Revenue</b>	<b>\$ 612,708</b>	<b>\$ 717,011</b>	<b>\$ 718,940</b>
<b>Expenditures</b>			
<b>Non Personnel Operating</b>			
7270.11 - Debt Service Fees_PSI COP's 2010, None	\$ 2,505	\$ 2,505	\$ 2,505
7270.12 - Debt Service Fees_Parkway 2012, None	500	500	500
<b>Non Personnel Operating Total</b>	<b>\$ 3,005</b>	<b>\$ 3,005</b>	<b>\$ 3,005</b>
<b>Debt Service</b>			
8860.11 - Bond Principal_PSI COP's 2010, None	\$ 695,000	\$ 695,000	\$ 725,000
8860.12 - Bond Principal_Parkway 2012, None	2,470,000	2,470,000	2,575,000
8870.11 - Interest Expense_PSI COP's 2010, None	2,332,123	2,332,123	2,304,323
8870.12 - Interest Expense_Parkway 2012, None	1,381,800	1,381,800	1,280,375
<b>Debt Service Total</b>	<b>\$ 6,878,923</b>	<b>\$ 6,878,923</b>	<b>\$ 6,884,698</b>
<b>Total Expense</b>	<b>\$ 6,881,928</b>	<b>\$ 6,881,928</b>	<b>\$ 6,887,703</b>
<b>Transfers In</b>			
4811.None - Transfer in E911 Fund, None	\$ 500,000	\$ 500,000	\$ 500,000
4821.11 - Transfer in Sales Tax CIP_PSI COP's 2010, None	1,916,920	1,812,617	1,812,888
4821.12 - Transfer in Sales Tax CIP_Parkway 12 Refunding, None	3,852,300	3,852,300	3,855,875
<b>Transfers In Total</b>	<b>\$ 6,269,220</b>	<b>\$ 6,164,917</b>	<b>\$ 6,168,763</b>

**614 GJ Public Finance Corp Fund**

<b>Revenue</b>			
<b>Other</b>			
4755.None - Contributions, None	\$ 300,000	\$ 300,000	\$ 300,000
<b>Other Total</b>	<b>\$ 300,000</b>	<b>\$ 300,000</b>	<b>\$ 300,000</b>
<b>Total Revenue</b>	<b>\$ 300,000</b>	<b>\$ 300,000</b>	<b>\$ 300,000</b>
<b>Expenditures</b>			
<b>Non Personnel Operating</b>			
7270.None - Debt Service Fees, None	\$ 1,505	\$ 1,505	\$ 1,505
<b>Non Personnel Operating Total</b>	<b>\$ 1,505</b>	<b>\$ 1,505</b>	<b>\$ 1,505</b>
<b>Debt Service</b>			
8860.None - Bond Principal, None	\$ 220,000	\$ 220,000	\$ 225,000
8870.None - Interest Expense, None	312,000	312,000	305,400
<b>Debt Service Total</b>	<b>\$ 532,000</b>	<b>\$ 532,000</b>	<b>\$ 530,400</b>
<b>Total Expense</b>	<b>\$ 533,505</b>	<b>\$ 533,505</b>	<b>\$ 531,905</b>
<b>Transfers In</b>			
4850.None - Transfer in Consvr Trust Fund, None	\$ 233,505	\$ 233,505	\$ 231,905
<b>Transfers In Total</b>	<b>\$ 233,505</b>	<b>\$ 233,505</b>	<b>\$ 231,905</b>

**615 Riverside Pkwy Debt Retirement**

<b>Revenue</b>			
<b>Interest</b>			
4610.None - Interest Income, None	\$ 44,755	\$ 44,755	\$ 63,183
<b>Interest Total</b>	<b>\$ 44,755</b>	<b>\$ 44,755</b>	<b>\$ 63,183</b>
<b>Total Revenue</b>	<b>\$ 44,755</b>	<b>\$ 44,755</b>	<b>\$ 63,183</b>
<b>Transfers In</b>			
4821.None - Transfer in Sales Tax CIP, None	\$ 1,233,863	\$ 1,217,955	\$ 1,143,635
<b>Transfers In Total</b>	<b>\$ 1,233,863</b>	<b>\$ 1,217,955</b>	<b>\$ 1,143,635</b>

**703 Park Imp Advisory Board Fund**

<b>Intergovernmental</b>			
4280.01 - PIAB Contrib_City General, None	\$ 14,000	\$ 14,000	\$ 14,000
4280.02 - PIAB Contrib_City Stadium, None	1,500	1,500	2,000
4280.03 - PIAB Contrib_Mesa County Gen, None	14,000	14,000	14,000





Requested 2015 Adopted, 2015 Amended, 2016 Requested  
Budget By Fund as of 11/16/15

Classification-Account-Description	2015 Adopted Budget	2015 Amended Budget	2016 Requested Budget
4280.05 - PIAB Contrib_School Dist Gen, None	14,000	14,000	14,000
4280.07 - PIAB Contrib_CMU Gen, None	14,000	14,000	14,000
<b>Intergovernmental Total</b>	<b>\$ 57,500</b>	<b>\$ 57,500</b>	<b>\$ 58,000</b>
<b>Charges for Service</b>			
4305.None - Marketing Services Revenue, None	\$ 41,000	\$ 41,000	\$ 41,000
<b>Charges for Service Total</b>	<b>\$ 41,000</b>	<b>\$ 41,000</b>	<b>\$ 41,000</b>
<b>Other</b>			
4750.None - Donations, None	\$ 14,000	\$ 14,389	\$ 14,000
<b>Other Total</b>	<b>\$ 14,000</b>	<b>\$ 14,389</b>	<b>\$ 14,000</b>
<b>Total Revenue</b>	<b>\$ 112,500</b>	<b>\$ 112,889</b>	<b>\$ 113,000</b>
<b>Expenditures</b>			
<b>Non Personnel Operating</b>			
7310.03 - Charges/Fees_Filing, None	\$ 10	\$ 10	\$ 10
7410.None - Contract Svcs, None	25,000	25,000	25,000
7585.None - Comm Participat, None	48,000	65,252	50,000
<b>Non Personnel Operating Total</b>	<b>\$ 73,010</b>	<b>\$ 90,262</b>	<b>\$ 75,010</b>
<b>Total Expense</b>	<b>\$ 73,010</b>	<b>\$ 90,262</b>	<b>\$ 75,010</b>

**704 Cemetery Perpetual Care Fund**

<b>Revenue</b>			
<b>Charges for Service</b>			
4360.None - Fee Revenue, None	\$ 23,400	\$ 23,400	\$ 20,000
<b>Charges for Service Total</b>	<b>\$ 23,400</b>	<b>\$ 23,400</b>	<b>\$ 20,000</b>
<b>Interest</b>			
4610.None - Interest Income, None	\$ 6,300	\$ 6,300	\$ 8,808
<b>Interest Total</b>	<b>\$ 6,300</b>	<b>\$ 6,300</b>	<b>\$ 8,808</b>
<b>Total Revenue</b>	<b>\$ 29,700</b>	<b>\$ 29,700</b>	<b>\$ 28,808</b>
<b>Expenditures</b>			
<b>Transfers Out</b>			
9100.None - Transfers to General Fund, None	\$ 6,300	\$ 6,300	\$ 8,808
<b>Transfers Out Total</b>	<b>\$ 6,300</b>	<b>\$ 6,300</b>	<b>\$ 8,808</b>

**706 Emp Retire Health Benefits Fund**

<b>Revenue</b>			
<b>Interest</b>			
4610.None - Interest Income, None	\$ 4,827	\$ 4,827	\$ 6,574
<b>Interest Total</b>	<b>\$ 4,827</b>	<b>\$ 4,827</b>	<b>\$ 6,574</b>
<b>Other</b>			
4755.01 - Contributions_Employee, None	\$ 258,510	\$ 258,510	\$ 258,510
4755.02 - Contributions_Retiree Dependents, None	133,746	133,746	133,746
4755.03 - Contributions_Buy-In, None	25,500	25,500	25,500
4755.07 - Contributions_Retiree Premiums, None	4,897	4,897	4,897
<b>Other Total</b>	<b>\$ 422,653</b>	<b>\$ 422,653</b>	<b>\$ 422,653</b>
<b>Total Revenue</b>	<b>\$ 427,480</b>	<b>\$ 427,480</b>	<b>\$ 429,227</b>
<b>Expenditures</b>			
<b>Labor and Benefits</b>			
5625.16 - Health Insurance_Retirees, None	\$ 490,105	\$ 490,105	\$ 490,105
<b>Labor and Benefits Total</b>	<b>\$ 490,105</b>	<b>\$ 490,105</b>	<b>\$ 490,105</b>
<b>Total Expense</b>	<b>\$ 490,105</b>	<b>\$ 490,105</b>	<b>\$ 490,105</b>

**301 Water Fund**

**Revenue**  
**Intergovernmental**



Requested 2015 Adopted, 2015 Amended, 2016 Requested  
Budget By Fund as of 11/16/15

Classification-Account-Description	2015 Adopted Budget	2015 Amended Budget	2016 Requested Budget
4200.03 - Grant/Reimb Rev_State, None	\$ 16,900	\$ 16,900	\$ 43,000
4200.04 - Grant/Reimb Rev_Other, None	75,000	27,000	26,865
<b>Intergovernmental Total</b>	<b>\$ 91,900</b>	<b>\$ 43,900</b>	<b>\$ 69,865</b>
<b><u>Charges for Service</u></b>			
4340.01 - Service Chgs_Meter Turn On/Off, None	\$ 35,000	\$ 35,000	\$ 35,000
4340.02 - Service Chgs_Hook Up, None	12,000	12,000	2,000
4340.03 - Service Chgs_Water Sale-In City, None	5,447,389	5,197,389	5,584,569
4340.04 - Service Chgs_Water Sale-Out City, None	124,374	114,374	136,190
4340.05 - Service Chgs_Raw Water Sale, None	40,000	40,000	40,000
4340.06 - Service Chgs_Bulk Water Sale, None	30,000	30,000	30,000
4340.07 - Service Chgs_Reservoir Wtr Sale, None	20,000	-	20,000
4415.None - Delinquent Charges, None	50,000	50,000	50,000
4700.01 - Misc Revenue_NSF Fees, None	300	300	300
4700.None - Misc Revenue, None	600	600	48,247
<b>Charges for Service Total</b>	<b>\$ 5,759,663</b>	<b>\$ 5,479,663</b>	<b>\$ 5,946,306</b>
<b><u>Interfund Revenue</u></b>			
4390.02 - Interfund Chgs_Sewer, None	\$ 367,846	\$ 387,467	\$ 363,143
4390.03 - Interfund Chgs_Solid Waste, None	207,549	218,423	204,880
4390.06 - Interfund Chgs_Irrigation, None	9,663	10,057	9,416
4391.None - Interfund Line Repair, None	100,000	100,000	100,000
<b>Interfund Revenue Total</b>	<b>\$ 685,058</b>	<b>\$ 715,947</b>	<b>\$ 677,439</b>
<b><u>Interest</u></b>			
4610.None - Interest Income, None	\$ 8,621	\$ 8,621	\$ 8,252
<b>Interest Total</b>	<b>\$ 8,621</b>	<b>\$ 8,621</b>	<b>\$ 8,252</b>
<b><u>Other</u></b>			
4650.01 - Lease Revenue_Hunting, None	\$ 2,000	\$ 2,000	\$ 3,000
4650.02 - Lease Revenue_Ranch, None	43,035	43,035	44,000
4650.None - Lease Revenue, None	10,150	10,150	10,150
<b>Other Total</b>	<b>\$ 55,185</b>	<b>\$ 55,185</b>	<b>\$ 57,150</b>
<b><u>Capital Proceeds</u></b>			
4671.None - Note Proceeds, None	\$ -	\$ -	\$ 2,600,000
4685.None - Tap Charges, None	48,500	65,500	43,500
<b>Capital Proceeds Total</b>	<b>\$ 48,500</b>	<b>\$ 65,500</b>	<b>\$ 2,643,500</b>
<b>Total Revenue</b>	<b>\$ 6,648,927</b>	<b>\$ 6,368,816</b>	<b>\$ 9,402,512</b>
<b>Expenditures</b>			
<b><u>Labor and Benefits</u></b>			
5000.None - Full Time Salaries, None	\$ 1,969,718	\$ 1,893,350	\$ 1,894,041
5010.None - Cellular Telephone, None	3,843	3,843	3,879
5290.None - Seasonal Part-Time, None	-	6,831	18,307
5390.None - Overtime, None	87,774	88,037	86,994
5420.None - Gen Retire Plan, None	118,679	114,101	114,149
5450.None - Retirement Payout, None	630	630	-
5510.None - Social Security Cont, None	127,498	122,786	123,866
5515.None - Medicare Cont, None	29,879	28,778	29,024
5610.None - Worker's Compensation, None	55,703	55,703	52,044
5620.None - Dental Insurance, None	23,621	22,466	21,520
5625.None - Health Insurance, None	384,892	366,365	372,387
5630.None - Life Insurance, None	4,950	4,840	4,961
5635.None - Long Term Disability, None	8,573	8,228	8,571
5820.02 - Allowances_Automobile, None	504	504	504
<b>Labor and Benefits Total</b>	<b>\$ 2,816,264</b>	<b>\$ 2,716,462</b>	<b>\$ 2,730,247</b>
<b><u>Non Personnel Operating</u></b>			
6105.02 - Operating Supply_Business Meals, None	\$ 200	\$ 200	\$ 200



**Requested 2015 Adopted, 2015 Amended, 2016 Requested  
Budget By Fund as of 11/16/15**

<b>Classification-Account-Description</b>	<b>2015 Adopted Budget</b>	<b>2015 Amended Budget</b>	<b>2016 Requested Budget</b>
6105.03 - Operating Supply_Comput/Printer, None	500	500	500
6105.07 - Operating Supply_Hardware, None	100	100	100
6105.08 - Operating Supply_Janitorial, None	750	750	750
6105.10 - Operating Supply_Minor Equip, None	2,575	2,575	2,575
6105.11 - Operating Supply_Office, None	6,594	8,094	6,594
6105.13 - Operating Supply_Small Tools, None	4,350	4,350	4,350
6105.None - Operating Supply, None	59,825	59,825	59,825
6120.None - Postage/Freight, None	166,500	166,500	171,500
6125.None - Uniforms/Clothing, None	4,353	4,353	4,353
6130.02 - Materials_Gravel, Sand, Soil, None	15,000	15,000	15,000
6145.None - Chemical/Fertilizers, None	106,200	106,200	106,200
6150.01 - Pipe & Supplies_Clamps, None	7,000	7,000	7,000
6150.02 - Pipe & Supplies_Fittings, None	36,250	56,250	36,250
6150.03 - Pipe & Supplies_Meters, None	17,900	17,900	17,900
6150.04 - Pipe & Supplies_Pipe, None	11,500	11,500	11,500
6150.06 - Pipe & Supplies_Valves, None	4,950	4,950	4,950
6150.07 - Pipe & Supplies_Yokes, None	16,900	16,900	16,900
6150.None - Pipe & Supplies, None	15,000	15,000	15,000
6160.03 - Equip Parts/Supply_Oil & Grease, None	100	100	100
6210.03 - Repairs/Maint_Electrical, None	5,200	5,200	5,200
6210.04 - Repairs/Maint_Equipment, None	17,000	17,000	17,000
6210.05 - Repairs/Maint_Hydrants, None	5,850	5,850	5,850
6210.07 - Repairs/Maint_Pipe, None	4,800	4,800	4,800
6210.08 - Repairs/Maint_Property, None	2,000	4,000	2,000
6210.09 - Repairs/Maint_Pumps, None	5,700	5,700	5,700
6210.None - Repairs/Maint, None	22,000	22,000	22,000
6270.03 - Damage Repair_Vehicles, None	2,500	2,500	2,500
6310.None - Printing/Publications, None	850	850	850
6400.None - Advertising, None	12,500	12,500	12,500
6510.02 - Telephone_Cellular, None	2,085	2,085	2,085
6550.06 - Utilities_Solid Waste, None	660	660	660
6550.07 - Utilities_Water, None	7,000	7,000	7,000
6550.08 - Utilities_Water Fees, None	8,450	8,450	8,450
6640.01 - Rent_Equipment, None	500	500	500
6640.03 - Rent_Property/Space, None	-	17,760	17,760
6830.01 - Professional Develop_Training, None	22,200	22,200	20,700
6830.02 - Professional Develop_Travel, None	1,250	1,250	1,250
6835.None - Dues, None	22,915	22,915	22,915
7270.None - Debt Service Fees, None	-	-	26,000
7310.02 - Charges/Fees_Credit Card, None	125	125	125
7310.07 - Charges/Fees_Treasurer, None	2,000	3,000	3,500
7410.07 - Contract Svcs_Consultant, None	25,000	70,000	25,000
7410.08 - Contract Svcs_Consum Confidence, None	1,000	1,000	1,000
7410.13 - Contract Svcs_Financial Audit, None	1,410	1,410	1,729
7410.15 - Contract Svcs_Laundry, None	1,600	1,600	1,600
7410.19 - Contract Svcs_Patching, None	52,500	94,155	52,500
7410.27 - Contract Svcs_Traffic Control, None	16,000	16,000	16,000
7410.37 - Contract Svcs_Lab Testing, None	-	2,000	-
7410.None - Contract Svcs, None	118,600	114,100	118,600
7430.13 - Contract Maintenance_Elevator, None	2,100	2,100	2,100
7430.None - Contract Maintenance, None	5,360	5,360	5,360
7530.None - Licenses/Permits, None	5,000	5,000	5,000
7585.None - Comm Participat, None	32,500	19,500	32,500



Requested 2015 Adopted, 2015 Amended, 2016 Requested  
Budget By Fund as of 11/16/15

Classification-Account-Description	2015 Adopted Budget	2015 Amended Budget	2016 Requested Budget
7900.02 - Operating Equip_Computer Hardwar, None	1,000	-	-
7900.04 - Operating Equip_Machinery & Tool, None	13,100	13,100	13,100
7900.None - Operating Equip, None	15,000	12,000	15,000
7910.None - Furniture/Fixtures, None	-	-	2,000
6510.None - Telephone, None	10,096	10,096	9,436
7620.01 - Data Process Chgs_Basic, None	94,932	94,932	106,789
7620.02 - Data Process Chgs_Equip Replace, None	12,070	12,070	13,270
7620.03 - Data Process Chgs_Direct, None	158,216	158,216	179,205
7640.None - Liability Insurance, None	45,936	45,936	45,936
7650.01 - Interfund Chgs_General Govt, None	293,167	287,797	301,696
7680.None - Interfund Fuel, None	59,463	59,463	53,161
7685.01 - Fleet Accrual_Replacement, None	84,653	84,653	87,576
7685.02 - Fleet Accrual_Maintenance, None	102,701	102,701	91,684
7690.01 - Facility Accrual_Maintenance, None	14,533	14,533	16,037
7695.None - Interfund Utilities, None	59,677	59,677	68,353
<b>Non Personnel Operating Total</b>	<b>\$ 1,847,746</b>	<b>\$ 1,951,791</b>	<b>\$ 1,935,524</b>
<b><u>Debt Service</u></b>			
8850.10 - Note Principal_Water Rev 2009, None	\$ 167,557	\$ 167,557	\$ 171,772
8860.03 - Bond Principal_Water 2002, None	193,950	193,950	199,337
8870.03 - Interest Expense_Water 2002, None	61,586	61,586	53,621
8870.10 - Interest Expense_Water Rev 2009, None	77,181	77,181	72,966
8870.None - Interest Expense, None	-	-	99,939
<b>Debt Service Total</b>	<b>\$ 500,274</b>	<b>\$ 500,274</b>	<b>\$ 597,635</b>
<b><u>Capital Outlay</u></b>			
8410.None - Water Supply, None	\$ 757,040	\$ 311,638	\$ 1,523,550
8415.None - Water Distribution, None	550,000	243,242	973,450
8420.None - Water Treatment, None	40,000	40,000	825,000
<b>Capital Outlay Total</b>	<b>\$ 1,347,040</b>	<b>\$ 594,880</b>	<b>\$ 3,322,000</b>
<b>Total Expense</b>	<b>\$ 6,511,324</b>	<b>\$ 5,763,407</b>	<b>\$ 8,585,406</b>
<b><u>Transfers In</u></b>			
4841.None - Transfer in Self Insurance, None	\$ 3,063	\$ 3,063	\$ -
<b>Transfers In Total</b>	<b>\$ 3,063</b>	<b>\$ 3,063</b>	<b>\$ -</b>

**302 Solid Waste Removal Fund**

**Revenue**

**Charges for Service**

4340.08 - Service Chgs_Recycling, None	\$ 200,000	\$ 200,000	\$ 200,000
4340.None - Service Chgs, None	3,280,000	3,280,000	3,450,000
4700.None - Misc Revenue, None	84,365	84,365	86,643
<b>Charges for Service Total</b>	<b>\$ 3,564,365</b>	<b>\$ 3,564,365</b>	<b>\$ 3,736,643</b>

**Interest**

4610.None - Interest Income, None	\$ 3,205	\$ 3,205	\$ 5,380
<b>Interest Total</b>	<b>\$ 3,205</b>	<b>\$ 3,205</b>	<b>\$ 5,380</b>
<b>Total Revenue</b>	<b>\$ 3,567,570</b>	<b>\$ 3,567,570</b>	<b>\$ 3,742,023</b>

**Expenditures**

**Labor and Benefits**

5000.None - Full Time Salaries, None	\$ 737,703	\$ 721,580	\$ 738,857
5010.None - Cellular Telephone, None	317	317	317
5290.None - Seasonal Part-Time, None	10,068	10,068	10,076
5390.None - Overtime, None	38,028	38,229	38,508
5420.None - Gen Retire Plan, None	44,461	44,643	44,539
5450.None - Retirement Payout, None	36,877	36,877	11,519
5510.None - Social Security Cont, None	50,964	49,987	49,495



Requested 2015 Adopted, 2015 Amended, 2016 Requested  
Budget By Fund as of 11/16/15

Classification-Account-Description	2015 Adopted Budget	2015 Amended Budget	2016 Requested Budget
5515.None - Medicare Cont, None	11,940	11,712	11,592
5610.None - Worker's Compensation, None	99,243	99,243	99,243
5620.None - Dental Insurance, None	9,259	9,259	6,930
5625.None - Health Insurance, None	148,474	148,474	135,194
5630.None - Life Insurance, None	1,939	1,948	1,687
5635.None - Long Term Disability, None	3,292	3,310	2,845
5820.02 - Allowances_Automobile, None	211	211	211
<b>Labor and Benefits Total</b>	<b>\$ 1,192,776</b>	<b>\$ 1,175,858</b>	<b>\$ 1,151,013</b>
<b><u>Non Personnel Operating</u></b>			
6105.11 - Operating Supply_Office, None	\$ 350	\$ 350	\$ 350
6105.13 - Operating Supply_Small Tools, None	1,250	1,250	1,250
6105.None - Operating Supply, None	6,000	6,000	6,000
6125.None - Uniforms/Clothing, None	1,800	1,800	1,800
6210.None - Repairs/Maint, None	16,000	16,000	16,000
6270.02 - Damage Repair_Outside Property, None	4,000	4,000	4,000
6270.03 - Damage Repair_Vehicles, None	1,000	1,000	1,000
6310.None - Printing/Publications, None	1,275	1,275	1,275
6400.None - Advertising, None	2,500	2,500	2,500
6830.01 - Professional Develop_Training, None	3,500	3,500	3,500
7310.05 - Charges/Fees_Landfill Commercial, None	80,000	80,000	80,000
7310.06 - Charges/Fees_Landfill-Resident, None	355,000	355,000	355,000
7410.13 - Contract Svcs_Financial Audit, None	691	691	965
7410.22 - Contract Svcs_Recycling, None	710,487	710,487	724,867
7900.01 - Operating Equip_Communications, None	1,800	1,800	1,800
7900.None - Operating Equip, None	65,000	65,000	65,000
6510.None - Telephone, None	707	707	634
7620.01 - Data Process Chgs_Basic, None	14,989	14,989	10,170
7620.02 - Data Process Chgs_Equip Replace, None	1,650	1,650	1,250
7620.03 - Data Process Chgs_Direct, None	3,208	3,208	3,450
7640.None - Liability Insurance, None	23,001	23,001	23,001
7650.01 - Interfund Chgs_General Govt, None	174,000	174,000	182,769
7650.02 - Interfund Chgs_Utility Billing, None	207,549	218,423	204,880
7680.None - Interfund Fuel, None	105,447	105,447	136,823
7685.01 - Fleet Accrual_Replacement, None	350,419	350,419	362,833
7685.02 - Fleet Accrual_Maintenance, None	226,264	226,264	226,583
<b>Non Personnel Operating Total</b>	<b>\$ 2,357,887</b>	<b>\$ 2,368,761</b>	<b>\$ 2,417,700</b>
<b><u>Debt Service</u></b>			
8850.None - Note Principal, None	\$ 84,895	\$ 84,895	\$ 87,187
<b>Debt Service Total</b>	<b>\$ 84,895</b>	<b>\$ 84,895</b>	<b>\$ 87,187</b>
<b>Total Expense</b>	<b>\$ 3,635,558</b>	<b>\$ 3,629,514</b>	<b>\$ 3,655,900</b>
<b><u>Transfers In</u></b>			
4841.None - Transfer in Self Insurance, None	\$ 1,222	\$ 1,222	\$ -
<b>Transfers In Total</b>	<b>\$ 1,222</b>	<b>\$ 1,222</b>	<b>\$ -</b>

**303 Two Rivers Convention Cntr Fund**

**Revenue**

**Charges for Service**

4300.None - Merchandise Sales, None	\$ 33,100	\$ 38,548	\$ 26,300
4330.09 - Prof Svcs Rev_Security, None	28,100	21,076	25,000
4330.10 - Prof Svcs Rev_Equipment, None	21,000	19,024	21,000
4330.None - Prof Svcs Rev, None	210,500	195,873	230,880
4360.01 - Fee Revenue_Admissions, None	75,000	63,184	70,000
4361.02 - Rental Income_Room, None	342,000	311,330	320,000



**Requested 2015 Adopted, 2015 Amended, 2016 Requested  
Budget By Fund as of 11/16/15**

<b>Classification-Account-Description</b>	<b>2015 Adopted Budget</b>	<b>2015 Amended Budget</b>	<b>2016 Requested Budget</b>
4361.06 - Rental Income_Equipment, None	125,000	118,307	137,000
4363.01 - Food/Bev Sales_Concessions, None	91,000	65,940	91,000
4363.03 - Food/Bev Sales_Liquor, None	245,000	206,666	254,979
4363.None - Food/Bev Sales, None	1,046,000	875,832	994,050
4700.04 - Misc Revenue_Over/Short, None	(75)	(75)	-
4700.None - Misc Revenue, None	29,200	24,864	26,700
4710.None - Vendor's Fee, None	2,150	2,197	2,150
<b>Charges for Service Total</b>	<b>\$ 2,247,975</b>	<b>\$ 1,942,766</b>	<b>\$ 2,199,059</b>
<b>Other</b>			
4750.None - Donations, None	\$ 5,280	\$ -	\$ -
<b>Other Total</b>	<b>\$ 5,280</b>	<b>\$ -</b>	<b>\$ -</b>
<b>Total Revenue</b>	<b>\$ 2,253,255</b>	<b>\$ 1,942,766</b>	<b>\$ 2,199,059</b>
<b>Expenditures</b>			
<b>Labor and Benefits</b>			
5000.None - Full Time Salaries, None	\$ 667,864	\$ 668,638	\$ 662,289
5010.None - Cellular Telephone, None	1,587	1,587	2,020
5290.06 - Seasonal Part-Time_Gratuity, None	110,503	71,822	111,408
5290.None - Seasonal Part-Time, None	298,250	297,513	372,298
5390.None - Overtime, None	9,559	7,886	13,092
5420.None - Gen Retire Plan, None	37,940	37,986	37,606
5450.None - Retirement Payout, None	11,595	8,023	-
5510.None - Social Security Cont, None	66,770	65,414	71,879
5515.None - Medicare Cont, None	15,934	15,615	16,822
5610.None - Worker's Compensation, None	34,719	34,719	34,719
5620.None - Dental Insurance, None	7,566	7,566	7,827
5625.None - Health Insurance, None	120,784	120,784	129,443
5630.None - Life Insurance, None	1,461	1,461	1,336
5635.None - Long Term Disability, None	2,467	2,467	2,290
<b>Labor and Benefits Total</b>	<b>\$ 1,386,999</b>	<b>\$ 1,341,481</b>	<b>\$ 1,463,029</b>
<b>Non Personnel Operating</b>			
6105.02 - Operating Supply_Business Meals, None	\$ 800	\$ 100	\$ 800
6105.08 - Operating Supply_Janitorial, None	19,300	17,770	19,959
6105.09 - Operating Supply_Medical, None	100	100	200
6105.10 - Operating Supply_Minor Equip, None	11,720	7,220	15,720
6105.11 - Operating Supply_Office, None	1,300	1,180	1,250
6105.None - Operating Supply, None	34,650	30,625	34,400
6120.None - Postage/Freight, None	1,775	1,765	2,075
6125.None - Uniforms/Clothing, None	1,200	1,000	1,200
6155.None - Food Stuffs, None	347,000	262,500	325,336
6156.None - Bar Stock, None	41,000	39,000	46,500
6210.01 - Repairs/Maint_Buildings, None	19,000	9,922	16,000
6210.03 - Repairs/Maint_Electrical, None	5,500	2,200	3,500
6210.04 - Repairs/Maint_Equipment, None	13,000	12,500	13,300
6310.None - Printing/Publications, None	1,150	1,150	1,200
6400.None - Advertising, None	15,500	13,000	30,000
6510.03 - Telephone_Long Distance, None	500	-	-
6550.01 - Utilities_Electricity, None	-	2,970	-
6550.05 - Utilities_Sewer, None	3,225	2,955	3,225
6550.06 - Utilities_Solid Waste, None	12,015	11,517	12,015
6550.07 - Utilities_Water, None	4,840	4,441	4,840
6550.10 - Utilities_Cable/Internet, None	-	1,300	1,452
6640.01 - Rent_Equipment, None	17,200	7,000	10,000
6640.03 - Rent_Property/Space, None	9,750	9,750	1,000



**Requested 2015 Adopted, 2015 Amended, 2016 Requested  
Budget By Fund as of 11/16/15**

<b>Classification-Account-Description</b>	<b>2015 Adopted Budget</b>	<b>2015 Amended Budget</b>	<b>2016 Requested Budget</b>
6830.01 - Professional Develop_Training, None	2,675	75	3,064
6830.02 - Professional Develop_Travel, None	1,200	1,200	2,200
6835.None - Dues, None	2,800	1,570	2,600
7310.02 - Charges/Fees_Credit Card, None	7,200	6,345	8,071
7310.None - Charges/Fees, None	35,000	35,000	35,000
7410.07 - Contract Svcs_Consultant, None	7,200	7,200	14,400
7410.13 - Contract Svcs_Financial Audit, None	567	567	670
7410.15 - Contract Svcs_Laundry, None	35,000	21,000	25,000
7410.24 - Contract Svcs_Security, None	20,900	19,265	21,227
7410.28 - Contract Svcs_Website, None	-	-	7,200
7410.None - Contract Svcs, None	29,800	25,306	37,575
7430.13 - Contract Maintenance_Elevator, None	7,925	7,925	7,925
7505.10 - Personnel Prog_Recognition Prog, None	26	26	50
7530.None - Licenses/Permits, None	4,500	3,700	4,500
7900.03 - Operating Equip_Computer Softwar, None	-	-	7,000
7900.None - Operating Equip, None	12,595	10,595	11,595
6510.None - Telephone, None	20,860	20,860	18,697
6550.09 - Utilities_Energy Service Contract, None	28,808	28,808	29,586
7620.01 - Data Process Chgs_Basic, None	84,940	84,940	81,363
7620.02 - Data Process Chgs_Equip Replace, None	12,655	12,655	12,905
7620.03 - Data Process Chgs_Direct, None	14,167	14,167	13,368
7640.None - Liability Insurance, None	7,072	7,072	7,072
7650.01 - Interfund Chgs_General Govt, None	25,000	25,000	25,000
7680.None - Interfund Fuel, None	627	502	791
7685.01 - Fleet Accrual_Replacement, None	1,519	1,519	1,572
7685.02 - Fleet Accrual_Maintenance, None	4,961	4,961	3,509
7695.None - Interfund Utilities, None	203,719	203,719	175,010
<b>Non Personnel Operating Total</b>	<b>\$ 1,132,241</b>	<b>\$ 983,942</b>	<b>\$ 1,100,922</b>
<b>Capital Outlay</b>			
8215.None - Facility Improvements, None	\$ 5,280	\$ 13,788	\$ -
<b>Capital Outlay Total</b>	<b>\$ 5,280</b>	<b>\$ 13,788</b>	<b>\$ -</b>
<b>Total Expense</b>	<b>\$ 2,524,520</b>	<b>\$ 2,339,211</b>	<b>\$ 2,563,951</b>
<b>Transfers In</b>			
4810.None - Transfer in General Fund, None	\$ 135,132	\$ 197,722	\$ 182,446
4812.None - Transfer In VCB, None	135,131	197,721	182,446
4841.None - Transfer in Self Insurance, None	1,002	1,002	-
<b>Transfers In Total</b>	<b>\$ 271,265</b>	<b>\$ 396,445</b>	<b>\$ 364,892</b>

**305 Golf Courses Fund**

**Revenue**

**Charges for Service**

4300.None - Merchandise Sales, None	\$ 210,000	\$ 210,000	\$ 205,000
4305.None - Marketing Services Revenue, None	-	8,000	8,000
4361.01 - Rental Income_Golf Clubs, None	5,000	5,000	5,500
4361.07 - Rental Income_Golf Carts, None	286,000	286,000	294,000
4361.08 - Rental Income_Golf Cart Pass, None	21,000	21,000	29,500
4365.01 - Green Fees_Tournaments, None	54,705	54,705	62,000
4365.03 - Green Fees_Season Tickets, None	234,508	225,000	239,000
4365.None - Green Fees, None	839,802	826,501	828,000
4366.None - Driving Range, None	111,114	111,114	126,000
4367.None - Lessons, None	9,500	9,500	15,000
4700.None - Misc Revenue, None	12,240	12,240	9,240
<b>Charges for Service Total</b>	<b>\$ 1,783,869</b>	<b>\$ 1,769,060</b>	<b>\$ 1,821,240</b>



Requested 2015 Adopted, 2015 Amended, 2016 Requested  
Budget By Fund as of 11/16/15

Classification-Account-Description	2015 Adopted Budget	2015 Amended Budget	2016 Requested Budget
<b>Other</b>			
4650.03 - Lease Revenue_Concessions, None	\$ 19,100	\$ 14,500	\$ 14,500
<b>Other Total</b>	<b>\$ 19,100</b>	<b>\$ 14,500</b>	<b>\$ 14,500</b>
<b>Total Revenue</b>	<b>\$ 1,802,969</b>	<b>\$ 1,783,560</b>	<b>\$ 1,835,740</b>
<b>Expenditures</b>			
<b>Labor and Benefits</b>			
5000.None - Full Time Salaries, None	\$ 488,587	\$ 490,250	\$ 497,495
5010.None - Cellular Telephone, None	2,452	2,452	2,452
5290.None - Seasonal Part-Time, None	188,540	188,475	189,216
5390.None - Overtime, None	1,536	1,536	1,536
5415.None - Lesson Pay, None	9,006	9,006	11,007
5420.None - Gen Retire Plan, None	27,466	27,566	27,767
5450.None - Retirement Payout, None	12,432	12,432	-
5510.None - Social Security Cont, None	43,417	43,510	43,362
5515.None - Medicare Cont, None	10,161	10,183	10,148
5610.None - Worker's Compensation, None	13,124	13,124	13,124
5620.None - Dental Insurance, None	3,603	3,603	4,024
5625.None - Health Insurance, None	65,368	65,368	73,755
5630.None - Life Insurance, None	1,190	1,193	1,200
5635.None - Long Term Disability, None	2,064	2,073	2,086
<b>Labor and Benefits Total</b>	<b>\$ 868,946</b>	<b>\$ 870,771</b>	<b>\$ 877,172</b>
<b>Non Personnel Operating</b>			
6010.None - Cost of Goods Sold, None	\$ 142,500	\$ 142,500	\$ 145,000
6105.08 - Operating Supply_Janitorial, None	1,000	1,000	1,000
6105.None - Operating Supply, None	26,500	28,854	30,000
6120.None - Postage/Freight, None	500	500	500
6130.02 - Materials_Gravel, Sand, Soil, None	16,000	16,000	16,000
6130.03 - Materials_Nursery Stock, None	5,500	4,500	4,500
6145.01 - Chemical/Fertilizers_Chemicals, None	11,350	11,350	11,350
6145.02 - Chemical/Fertilizers_Fertilizers, None	45,500	45,500	45,500
6150.None - Pipe & Supplies, None	4,000	4,200	4,000
6160.01 - Equip Parts/Supply_Batteries, None	500	1,300	1,100
6160.03 - Equip Parts/Supply_Oil & Grease, None	1,650	1,650	1,650
6160.04 - Equip Parts/Supply_Parts, None	28,700	32,746	28,700
6210.01 - Repairs/Maint_Buildings, None	15,950	16,800	15,550
6210.04 - Repairs/Maint_Equipment, None	150	300	150
6210.09 - Repairs/Maint_Pumps, None	1,600	1,100	1,600
6400.None - Advertising, None	5,540	5,540	8,500
6510.02 - Telephone_Cellular, None	638	638	638
6550.05 - Utilities_Sewer, None	1,771	1,771	1,771
6550.06 - Utilities_Solid Waste, None	3,700	3,700	3,700
6550.07 - Utilities_Water, None	3,025	3,025	3,025
6550.08 - Utilities_Water Fees, None	25,695	29,220	30,503
6640.01 - Rent_Equipment, None	100	1,086	100
6825.02 - Allowance/Reimb_Tool, None	625	625	625
6830.01 - Professional Develop_Training, None	1,850	1,150	1,850
6830.02 - Professional Develop_Travel, None	1,400	1,000	1,400
6835.None - Dues, None	4,310	4,310	4,710
7310.02 - Charges/Fees_Credit Card, None	34,100	34,100	33,500
7410.01 - Contract Svcs_Animal Control, None	-	545	500
7410.13 - Contract Svcs_Financial Audit, None	457	457	515
7410.24 - Contract Svcs_Security, None	1,000	1,000	1,000
7410.None - Contract Svcs, None	4,400	6,850	5,600





Requested 2015 Adopted, 2015 Amended, 2016 Requested  
Budget By Fund as of 11/16/15

Classification-Account-Description	2015 Adopted Budget	2015 Amended Budget	2016 Requested Budget
7430.03 - Contract Maintenance_Software, None	425	425	425
7430.None - Contract Maintenance, None	2,820	5,675	4,520
7900.None - Operating Equip, None	-	324	60,000
6510.None - Telephone, None	7,636	7,636	6,902
6550.09 - Utilities_Energy Service Contract, None	3,699	3,699	3,799
7620.01 - Data Process Chgs_Basic, None	49,964	49,964	50,852
7620.02 - Data Process Chgs_Equip Replace, None	4,650	4,650	4,650
7620.03 - Data Process Chgs_Direct, None	17,807	17,807	6,239
7640.None - Liability Insurance, None	11,247	11,247	11,247
7650.01 - Interfund Chgs_General Govt, None	90,149	90,149	92,187
7680.None - Interfund Fuel, None	25,278	25,278	18,698
7685.01 - Fleet Accrual_Replacement, None	139,575	139,575	89,208
7685.02 - Fleet Accrual_Maintenance, None	5,293	5,293	6,048
7695.None - Interfund Utilities, None	89,715	89,715	79,662
<b>Non Personnel Operating Total</b>	<b>\$ 838,269</b>	<b>\$ 854,754</b>	<b>\$ 838,974</b>
<b><u>Debt Service</u></b>			
8860.None - Bond Principal, None	\$ 184,534	\$ 184,534	\$ 187,302
8870.None - Interest Expense, None	49,637	49,637	46,869
<b>Debt Service Total</b>	<b>\$ 234,171</b>	<b>\$ 234,171</b>	<b>\$ 234,171</b>
<b>Total Expense</b>	<b>\$ 1,941,386</b>	<b>\$ 1,959,696</b>	<b>\$ 1,950,317</b>
<b><u>Transfers In</u></b>			
4841.None - Transfer in Self Insurance, None	\$ 511	\$ 511	-
4850.None - Transfer in Consvr Trust Fund, None	155,000	155,000	155,000
<b>Transfers In Total</b>	<b>\$ 155,511</b>	<b>\$ 155,511</b>	<b>\$ 155,000</b>
<b>308 Parking Authority Fund</b>			
<b>Revenue</b>			
<b><u>Charges for Service</u></b>			
4360.04 - Fee Revenue_4th & Colorado, None	\$ 19,000	\$ 19,000	\$ 19,000
4360.05 - Fee Revenue_5th & Colorado, None	12,000	12,000	12,000
4360.06 - Fee Revenue_6th & Colorado, None	20,000	20,000	20,000
4360.07 - Fee Revenue_6th & Rood, None	6,000	6,000	6,000
4360.09 - Fee Revenue_5th & Grand, None	600	600	600
4360.10 - Fee Revenue_500 Ute, None	2,000	2,000	2,000
4360.11 - Fee Revenue_600 Colorado, None	7,000	7,000	7,000
4360.12 - Fee Revenue_7th & Colorado, None	2,000	2,000	2,000
4360.None - Fee Revenue, None	191,000	191,000	191,000
<b>Charges for Service Total</b>	<b>\$ 259,600</b>	<b>\$ 259,600</b>	<b>\$ 259,600</b>
<b><u>Fines and Forfeitures</u></b>			
4410.None - Fines, None	\$ 145,000	\$ 145,000	\$ 145,000
<b>Fines and Forfeitures Total</b>	<b>\$ 145,000</b>	<b>\$ 145,000</b>	<b>\$ 145,000</b>
<b><u>Interest</u></b>			
4610.None - Interest Income, None	\$ 465	\$ 465	\$ 532
<b>Interest Total</b>	<b>\$ 465</b>	<b>\$ 465</b>	<b>\$ 532</b>
<b><u>Other</u></b>			
4500.None - Special Assessments, None	\$ -	\$ 19,700	\$ 19,700
4650.None - Lease Revenue, None	62,000	62,000	62,000
<b>Other Total</b>	<b>\$ 62,000</b>	<b>\$ 81,700</b>	<b>\$ 81,700</b>
<b>Total Revenue</b>	<b>\$ 467,065</b>	<b>\$ 486,765</b>	<b>\$ 486,832</b>
<b>Expenditures</b>			
<b><u>Labor and Benefits</u></b>			
5000.None - Full Time Salaries, None	\$ 111,171	\$ 111,606	\$ 112,196
5010.None - Cellular Telephone, None	910	910	910



**Requested 2015 Adopted, 2015 Amended, 2016 Requested  
Budget By Fund as of 11/16/15**

<b>Classification-Account-Description</b>	<b>2015 Adopted Budget</b>	<b>2015 Amended Budget</b>	<b>2016 Requested Budget</b>
5420.None - Gen Retire Plan, None	6,673	6,699	6,733
5510.None - Social Security Cont, None	6,894	6,919	6,958
5515.None - Medicare Cont, None	1,614	1,620	1,630
5610.None - Worker's Compensation, None	1,634	1,634	1,634
5620.None - Dental Insurance, None	940	940	1,361
5625.None - Health Insurance, None	18,824	18,824	19,514
5630.None - Life Insurance, None	297	298	300
5635.None - Long Term Disability, None	502	506	507
<b>Labor and Benefits Total</b>	<b>\$ 149,459</b>	<b>\$ 149,956</b>	<b>\$ 151,743</b>
<b><u>Non Personnel Operating</u></b>			
6105.None - Operating Supply, None	\$ 4,100	\$ 4,100	\$ 4,100
6125.None - Uniforms/Clothing, None	500	500	500
6210.06 - Repairs/Maint_Meters, None	4,500	4,500	4,500
6210.08 - Repairs/Maint_Property, None	24,000	16,000	24,000
6640.02 - Rent_Land/Lease, None	500	500	500
6830.01 - Professional Develop_Training, None	1,000	1,000	1,000
7310.02 - Charges/Fees_Credit Card, None	800	800	1,000
7410.13 - Contract Svcs_Financial Audit, None	125	125	135
7410.None - Contract Svcs, None	-	5,000	-
7430.13 - Contract Maintenance_Elevator, None	7,500	7,500	7,500
7900.None - Operating Equip, None	3,000	3,000	3,000
6510.None - Telephone, None	2,461	2,461	3,078
7620.01 - Data Process Chgs_Basic, None	14,989	14,989	10,170
7620.02 - Data Process Chgs_Equip Replace, None	1,500	1,500	1,000
7620.03 - Data Process Chgs_Direct, None	2,695	2,695	7,843
7640.None - Liability Insurance, None	217	217	217
7650.01 - Interfund Chgs_General Govt, None	23,330	24,338	24,342
7680.None - Interfund Fuel, None	1,766	1,766	1,719
7685.01 - Fleet Accrual_Replacement, None	3,171	3,171	3,283
7685.02 - Fleet Accrual_Maintenance, None	2,661	2,661	2,607
7690.01 - Facility Accrual_Maintenance, None	657	657	665
7695.None - Interfund Utilities, None	13,988	13,988	13,988
<b>Non Personnel Operating Total</b>	<b>\$ 113,460</b>	<b>\$ 111,468</b>	<b>\$ 115,147</b>
<b><u>Debt Service</u></b>			
8860.None - Bond Principal, None	\$ 197,902	\$ 197,902	\$ 200,871
8870.None - Interest Expense, None	45,865	45,865	42,896
<b>Debt Service Total</b>	<b>\$ 243,767</b>	<b>\$ 243,767</b>	<b>\$ 243,767</b>
<b>Total Expense</b>	<b>\$ 506,686</b>	<b>\$ 505,191</b>	<b>\$ 510,657</b>
<b><u>Transfers In</u></b>			
4841.None - Transfer in Self Insurance, None	\$ 157	\$ 157	\$ -
<b>Transfers In Total</b>	<b>\$ 157</b>	<b>\$ 157</b>	<b>\$ -</b>

**309 Ridges Irrigation Fund**

**Revenue**

**Charges for Service**

4340.None - Service Chgs, None \$ 242,080 \$ 242,080 \$ 242,080

**Charges for Service Total** \$ **242,080** \$ **242,080** \$ **242,080**

**Interest**

4610.None - Interest Income, None \$ 499 \$ 499 \$ 606

**Interest Total** \$ **499** \$ **499** \$ **606**

**Capital Proceeds**

4685.None - Tap Charges, None \$ 520 \$ 1,820 \$ 520

**Capital Proceeds Total** \$ **520** \$ **1,820** \$ **520**



Requested 2015 Adopted, 2015 Amended, 2016 Requested  
Budget By Fund as of 11/16/15

Classification-Account-Description	2015 Adopted		2015 Amended		2016 Requested	
	Budget		Budget		Budget	
Total Revenue	\$	243,099	\$	244,399	\$	243,206
<b>Expenditures</b>						
<b><u>Labor and Benefits</u></b>						
5000.None - Full Time Salaries, None	\$	65,694	\$	65,694	\$	68,668
5010.None - Cellular Telephone, None		58		58		58
5390.None - Overtime, None		1,224		1,224		816
5420.None - Gen Retire Plan, None		3,944		3,944		4,122
5510.None - Social Security Cont, None		4,151		4,151		4,310
5515.None - Medicare Cont, None		973		973		1,010
5610.None - Worker's Compensation, None		2,737		2,737		2,737
5620.None - Dental Insurance, None		715		715		694
5625.None - Health Insurance, None		12,305		12,305		12,620
5630.None - Life Insurance, None		170		170		176
5635.None - Long Term Disability, None		297		297		310
<b>Labor and Benefits Total</b>	<b>\$</b>	<b>92,268</b>	<b>\$</b>	<b>92,268</b>	<b>\$</b>	<b>95,521</b>
<b><u>Non Personnel Operating</u></b>						
6105.11 - Operating Supply_Office, None	\$	25	\$	25	\$	25
6105.13 - Operating Supply_Small Tools, None		300		300		300
6105.None - Operating Supply, None		780		780		780
6150.02 - Pipe & Supplies_Fittings, None		3,250		3,250		3,250
6160.03 - Equip Parts/Supply_Oil & Grease, None		260		260		260
6210.03 - Repairs/Maint_Electrical, None		1,200		1,200		1,200
6210.04 - Repairs/Maint_Equipment, None		2,000		2,000		2,000
6210.07 - Repairs/Maint_Pipe, None		500		500		500
6210.09 - Repairs/Maint_Pumps, None		4,500		4,500		4,500
6210.None - Repairs/Maint, None		325		325		325
6510.02 - Telephone_Cellular, None		132		132		132
6550.05 - Utilities_Sewer, None		180		180		180
6550.07 - Utilities_Water, None		160		160		160
7410.13 - Contract Svcs_Financial Audit, None		57		57		70
7410.19 - Contract Svcs_Patching, None		2,500		2,500		2,500
7410.27 - Contract Svcs_Traffic Control, None		250		250		250
7900.04 - Operating Equip_Machinery & Tool, None		5,000		5,000		5,000
7640.None - Liability Insurance, None		558		558		558
7650.01 - Interfund Chgs_General Govt, None		12,531		12,531		12,160
7650.02 - Interfund Chgs_Utility Billing, None		9,663		10,057		9,416
7680.None - Interfund Fuel, None		1,866		1,866		1,755
7685.01 - Fleet Accrual_Replacement, None		2,158		2,158		2,232
7685.02 - Fleet Accrual_Maintenance, None		1,939		1,939		1,491
7695.None - Interfund Utilities, None		105,368		105,368		105,368
<b>Non Personnel Operating Total</b>	<b>\$</b>	<b>155,502</b>	<b>\$</b>	<b>155,896</b>	<b>\$</b>	<b>154,412</b>
<b><u>Capital Outlay</u></b>						
8435.None - Irrigation System Improvements, None	\$	15,000	\$	6,000	\$	9,000
<b>Capital Outlay Total</b>	<b>\$</b>	<b>15,000</b>	<b>\$</b>	<b>6,000</b>	<b>\$</b>	<b>9,000</b>
<b>Total Expense</b>	<b>\$</b>	<b>262,770</b>	<b>\$</b>	<b>254,164</b>	<b>\$</b>	<b>258,933</b>
<b><u>Transfers In</u></b>						
4841.None - Transfer in Self Insurance, None	\$	104	\$	104	\$	-
<b>Transfers In Total</b>	<b>\$</b>	<b>104</b>	<b>\$</b>	<b>104</b>	<b>\$</b>	<b>-</b>

**900 Joint Sewer Operations Fund**

Revenue

**Intergovernmental**

4200.01 - Grant/Reimb Rev_Federal, None	\$	35,770	\$	41,860	\$	41,972
---	----	--------	----	--------	----	--------



Requested 2015 Adopted, 2015 Amended, 2016 Requested  
Budget By Fund as of 11/16/15

Classification-Account-Description	2015 Adopted Budget	2015 Amended Budget	2016 Requested Budget
4200.02 - Grant/Reimb Rev_State Energy Imp, None	-	500,000	-
<b>Intergovernmental Total</b>	<b>\$ 35,770</b>	<b>\$ 541,860</b>	<b>\$ 41,972</b>
<b><u>Charges for Service</u></b>			
4315.None - Development Fees, None	\$ 26,678	\$ 26,678	\$ 26,678
4330.06 - Prof Svcs Rev_Call Out, None	3,060	3,060	3,060
4330.07 - Prof Svcs Rev_Septic Tank Disp, None	199,372	199,372	199,372
4330.08 - Prof Svcs Rev_TV Line, None	1,200	1,200	1,200
4340.11 - Service Chgs_Orchard Mesa, None	682,395	682,395	884,941
4340.13 - Service Chgs_Lift Station Impact, None	2,600	2,600	2,600
4340.14 - Service Chgs_Lift Station Maint, None	5,040	5,040	5,040
4340.15 - Service Chgs_Indust Pretreat, None	12,000	12,000	12,000
4340.16 - Service Chgs_Indust Users, None	139,060	139,060	150,770
4340.None - Service Chgs, None	9,638,716	9,638,716	10,871,022
4700.None - Misc Revenue, None	38,600	38,600	47,647
4396.02 - Fuel Chgs_Outside Agencies, None	-	-	100,000
<b>Charges for Service Total</b>	<b>\$ 10,748,721</b>	<b>\$ 10,748,721</b>	<b>\$ 12,304,330</b>
<b><u>Fines and Forfeitures</u></b>			
4410.None - Fines, None	\$ 1,000	\$ 1,000	\$ 1,000
<b>Fines and Forfeitures Total</b>	<b>\$ 1,000</b>	<b>\$ 1,000</b>	<b>\$ 1,000</b>
<b><u>Interfund Revenue</u></b>			
4390.None - Interfund Chgs, None	\$ 15,000	\$ 15,000	\$ 15,000
4396.01 - Fuel Chgs_City, None	-	-	125,000
<b>Interfund Revenue Total</b>	<b>\$ 15,000</b>	<b>\$ 15,000</b>	<b>\$ 140,000</b>
<b><u>Interest</u></b>			
4610.None - Interest Income, None	\$ 42,570	\$ 42,570	\$ 59,985
4620.None - Direct Interest Earnings, None	15,000	15,000	10,500
<b>Interest Total</b>	<b>\$ 57,570</b>	<b>\$ 57,570</b>	<b>\$ 70,485</b>
<b><u>Other</u></b>			
4500.None - Special Assessments, None	\$ 77,041	\$ 77,041	\$ 43,055
<b>Other Total</b>	<b>\$ 77,041</b>	<b>\$ 77,041</b>	<b>\$ 43,055</b>
<b><u>Capital Proceeds</u></b>			
4660.None - Sale of Land, None	\$ 200,000	\$ -	\$ 200,000
4685.None - Tap Charges, None	1,485,260	1,485,260	1,639,091
<b>Capital Proceeds Total</b>	<b>\$ 1,685,260</b>	<b>\$ 1,485,260</b>	<b>\$ 1,839,091</b>
<b>Total Revenue</b>	<b>\$ 12,620,362</b>	<b>\$ 12,926,452</b>	<b>\$ 14,439,933</b>
<b>Expenditures</b>			
<b><u>Labor and Benefits</u></b>			
5000.None - Full Time Salaries, None	\$ 2,529,723	\$ 2,556,678	\$ 2,605,248
5010.None - Cellular Telephone, None	2,639	2,639	3,847
5290.None - Seasonal Part-Time, None	9,446	27,661	27,763
5390.None - Overtime, None	66,027	66,261	66,576
5420.None - Gen Retire Plan, None	147,379	149,006	151,941
5450.None - Retirement Payout, None	-	4,897	-
5510.None - Social Security Cont, None	161,309	163,289	167,187
5515.None - Medicare Cont, None	37,823	38,284	39,190
5610.None - Worker's Compensation, None	94,335	94,335	94,335
5620.None - Dental Insurance, None	26,056	26,186	27,522
5625.None - Health Insurance, None	422,423	424,371	434,188
5630.None - Life Insurance, None	6,010	6,029	6,450
5635.None - Long Term Disability, None	10,622	10,768	11,297
5820.02 - Allowances_Automobile, None	967	967	967
<b>Labor and Benefits Total</b>	<b>\$ 3,514,759</b>	<b>\$ 3,571,371</b>	<b>\$ 3,636,511</b>
<b><u>Non Personnel Operating</u></b>			



**Requested 2015 Adopted, 2015 Amended, 2016 Requested  
Budget By Fund as of 11/16/15**

<b>Classification-Account-Description</b>	<b>2015 Adopted Budget</b>	<b>2015 Amended Budget</b>	<b>2016 Requested Budget</b>
6105.11 - Operating Supply_Office, None	\$ 2,200	\$ 2,200	\$ 2,200
6105.None - Operating Supply, None	104,198	104,198	104,904
6120.None - Postage/Freight, None	1,000	1,000	1,000
6125.None - Uniforms/Clothing, None	4,440	4,440	4,440
6130.06 - Materials_Signs & Markings, None	2,000	2,000	2,000
6145.None - Chemical/Fertilizers, None	277,500	277,500	277,500
6150.None - Pipe & Supplies, None	500	500	500
6160.02 - Equip Parts/Supply_Filters, None	7,050	7,050	7,050
6160.03 - Equip Parts/Supply_Oil & Grease, None	3,850	3,850	3,850
6210.06 - Repairs/Maint_Meters, None	24,000	24,000	24,000
6210.None - Repairs/Maint, None	291,750	291,750	291,750
6270.02 - Damage Repair_Outside Property, None	100,000	100,000	100,000
6310.None - Printing/Publications, None	2,175	2,175	2,175
6400.None - Advertising, None	2,500	2,500	2,500
6550.07 - Utilities_Water, None	13,500	13,500	13,500
6550.08 - Utilities_Water Fees, None	200	200	200
6825.01 - Allowance/Reimb_Mileage, None	300	300	300
6825.03 - Allowance/Reimb_Tuition, None	2,800	2,800	2,800
6830.01 - Professional Develop_Training, None	27,500	27,500	27,500
6830.02 - Professional Develop_Travel, None	250	250	250
6835.None - Dues, None	3,500	3,500	3,500
7270.None - Debt Service Fees, None	750	750	750
7310.04 - Charges/Fees_Landfill, None	185,000	185,000	185,000
7310.07 - Charges/Fees_Treasurer, None	2,000	2,000	2,000
7410.03 - Contract Svcs_Bio Monitoring, None	25,000	25,000	25,000
7410.13 - Contract Svcs_Financial Audit, None	6,930	6,930	7,900
7410.15 - Contract Svcs_Laundry, None	500	500	500
7410.None - Contract Svcs, None	63,200	63,200	63,200
7430.None - Contract Maintenance, None	13,560	13,560	13,560
7530.None - Licenses/Permits, None	25,750	25,750	27,250
7585.None - Comm Participat, None	6,500	6,500	6,500
7830.03 - Sewer Dist Disburse_Backbone, None	43,400	43,400	43,400
7900.02 - Operating Equip_Computer Hardwar, None	500	500	500
7900.None - Operating Equip, None	30,734	30,734	30,734
6510.09 - Telephone_Air Cards, None	480	480	485
6510.None - Telephone, None	11,239	11,239	11,323
7620.01 - Data Process Chgs_Basic, None	119,915	119,915	137,300
7620.02 - Data Process Chgs_Equip Replace, None	17,390	17,390	17,640
7620.03 - Data Process Chgs_Direct, None	102,046	102,046	114,468
7640.None - Liability Insurance, None	57,244	57,244	57,244
7650.01 - Interfund Chgs_General Govt, None	376,104	376,104	381,305
7650.02 - Interfund Chgs_Utility Billing, None	367,846	387,467	363,143
7655.None - Interfund Line Rep, None	100,000	100,000	100,000
7680.None - Interfund Fuel, None	65,400	65,400	65,275
7685.01 - Fleet Accrual_Replacement, None	124,319	124,319	128,673
7685.02 - Fleet Accrual_Maintenance, None	91,535	91,535	92,799
7695.None - Interfund Utilities, None	640,000	640,000	608,638
<b>Non Personnel Operating Total</b>	<b>\$ 3,348,555</b>	<b>\$ 3,368,176</b>	<b>\$ 3,347,506</b>
<b><u>Debt Service</u></b>			
8860.02 - Bond Principal_Sewer 2002, None	\$ 395,000	\$ 395,000	\$ 410,000
8860.09 - Bond Principal_Sewer 2009, None	470,000	470,000	480,000
8870.02 - Interest Expense_Sewer 2002, None	202,450	202,450	185,818
8870.09 - Interest Expense_Sewer 2009, None	128,671	128,671	112,442



Requested 2015 Adopted, 2015 Amended, 2016 Requested  
Budget By Fund as of 11/16/15

Classification-Account-Description	2015 Adopted Budget	2015 Amended Budget	2016 Requested Budget
<b>Debt Service Total</b>	\$ 1,196,121	\$ 1,196,121	\$ 1,188,260
<b>Capital Outlay</b>			
8220.None - Facility Acquisition, None	\$ 560,000	\$ 560,000	\$ -
8425.None - Sewer Collection, None	3,381,700	3,345,200	4,581,700
8430.None - Sewer Treatment, None	2,528,000	3,911,476	2,705,000
<b>Capital Outlay Total</b>	\$ 6,469,700	\$ 7,816,676	\$ 7,286,700
<b>Total Expense</b>	\$ 14,529,135	\$ 15,952,344	\$ 15,458,977
<b>Transfers In</b>			
4841.None - Transfer in Self Insurance, None	\$ 3,119	\$ 3,119	\$ -
<b>Transfers In Total</b>	\$ 3,119	\$ 3,119	\$ -

**613 Ridges Debt Service Fund**

**Expenditures**

**Non Personnel Operating**

7585.None - Comm Participat, None	\$ -	\$ -	\$ 16,747
<b>Non Personnel Operating Total</b>	\$ -	\$ -	\$ 16,747
<b>Total Expense</b>	\$ -	\$ -	\$ 16,747

**101 Enhanced 911 Fund**

**Revenue**

**Charges for Service**

4322.None - 911 Surcharge, None	\$ 2,420,600	\$ 2,420,600	\$ 2,420,600
<b>Charges for Service Total</b>	\$ 2,420,600	\$ 2,420,600	\$ 2,420,600
<b>Interest</b>			
4610.None - Interest Income, None	\$ 5,568	\$ 5,568	\$ 10,473
<b>Interest Total</b>	\$ 5,568	\$ 5,568	\$ 10,473
<b>Total Revenue</b>	\$ 2,426,168	\$ 2,426,168	\$ 2,431,073

**Expenditures**

**Transfers Out**

9405.None - Transfers to Comm Center Fund, None	\$ 2,647,005	\$ 2,841,904	\$ 2,622,291
9610.11 - Transfer to Debt Serv_PSI COP's 2010, None	500,000	500,000	500,000
<b>Transfers Out Total</b>	\$ 3,147,005	\$ 3,341,904	\$ 3,122,291

**401 Information Technology Fund**

**Revenue**

**Intergovernmental**

4200.01 - Grant/Reimb Rev_Federal, None	\$ -	\$ -	\$ 129,175
<b>Intergovernmental Total</b>	\$ -	\$ -	\$ 129,175

**Charges for Service**

4300.None - Merchandise Sales, None	\$ 600	\$ 600	\$ 600
4360.None - Fee Revenue, None	86,766	82,446	80,308
<b>Charges for Service Total</b>	\$ 87,366	\$ 83,046	\$ 80,908

**Interfund Revenue**

4392.None - Basic Telephone Chgs, None	\$ 280,182	\$ 280,182	\$ 256,337
4394.01 - Data Proc Chgs_Basic, None	3,142,780	3,142,780	3,320,626
4394.02 - Data Proc Chgs_Direct, None	2,523,696	2,515,127	2,607,489
4394.03 - Data Proc Chgs_Equip Replace, None	502,778	502,778	505,243
<b>Interfund Revenue Total</b>	\$ 6,449,436	\$ 6,440,867	\$ 6,689,695

**Interest**

4610.None - Interest Income, None	\$ 3,982	\$ 3,982	\$ 3,200
<b>Interest Total</b>	\$ 3,982	\$ 3,982	\$ 3,200
<b>Total Revenue</b>	\$ 6,540,784	\$ 6,527,895	\$ 6,902,978

**Expenditures**



Requested 2015 Adopted, 2015 Amended, 2016 Requested  
Budget By Fund as of 11/16/15

Classification-Account-Description	2015 Adopted Budget	2015 Amended Budget	2016 Requested Budget
<b>Labor and Benefits</b>			
5000.None - Full Time Salaries, None	\$ 1,692,716	\$ 1,693,094	\$ 1,694,018
5010.None - Cellular Telephone, None	2,420	2,420	2,420
5420.None - Gen Retire Plan, None	101,568	101,591	101,647
5510.None - Social Security Cont, None	104,336	104,359	104,714
5515.None - Medicare Cont, None	24,560	24,565	24,579
5610.None - Worker's Compensation, None	3,294	3,294	3,294
5620.None - Dental Insurance, None	13,511	13,511	14,108
5625.None - Health Insurance, None	240,688	240,688	252,938
5630.None - Life Insurance, None	4,222	4,223	4,185
5635.None - Long Term Disability, None	7,522	7,525	7,527
<b>Labor and Benefits Total</b>	<b>\$ 2,194,837</b>	<b>\$ 2,195,270</b>	<b>\$ 2,209,430</b>
<b>Non Personnel Operating</b>			
6105.None - Operating Supply, None	\$ 52,000	\$ 52,000	\$ 41,000
6120.None - Postage/Freight, None	500	500	450
6310.None - Printing/Publications, None	675	675	400
6505.01 - Line Charge_Basic Service, None	76,000	76,000	78,000
6505.02 - Line Charge_Data Line, None	62,000	62,000	45,000
6505.04 - Line Charge_Internet, None	38,688	38,688	38,880
6510.02 - Telephone_Cellular, None	1,000	1,000	1,200
6510.03 - Telephone_Long Distance, None	8,500	8,500	8,500
6640.03 - Rent_Property/Space, None	1,500	1,500	1,875
6825.01 - Allowance/Reimb_Mileage, None	300	300	200
6830.01 - Professional Develop_Training, None	82,200	82,200	82,200
6830.02 - Professional Develop_Travel, None	500	500	500
6835.None - Dues, None	1,435	1,435	1,465
7410.38 - Contract Svcs_E Waste Disposal, None	4,000	4,000	2,000
7410.None - Contract Svcs, None	58,730	58,730	48,730
7430.03 - Contract Maintenance_Software, None	1,782,094	1,782,094	1,887,890
7430.None - Contract Maintenance, None	565,849	603,013	589,047
7900.None - Operating Equip, None	1,382,435	1,082,435	1,550,500
6105.04 - Operating Supply_Copy Mach, None	86,000	86,000	83,000
6105.05 - Operating Supply_Copy Mach Chgs, None	25,000	25,000	51,000
6510.09 - Telephone_Air Cards, None	5,650	5,650	8,895
7620.03 - Data Process Chgs_Direct, None	36,713	36,713	48,360
7640.None - Liability Insurance, None	668	668	668
7680.None - Interfund Fuel, None	741	741	539
7685.01 - Fleet Accrual_Replacement, None	1,743	1,743	1,805
7685.02 - Fleet Accrual_Maintenance, None	3,086	3,086	2,917
7690.01 - Facility Accrual_Maintenance, None	31,142	31,142	29,975
7695.None - Interfund Utilities, None	12,274	12,274	12,377
<b>Non Personnel Operating Total</b>	<b>\$ 4,321,423</b>	<b>\$ 4,058,587</b>	<b>\$ 4,617,373</b>
<b>Capital Outlay</b>			
8100.02 - Capital Equip_Computer Sys, None	\$ -	\$ -	\$ 129,175
8100.None - Capital Equip, None	115,000	174,549	615,000
<b>Capital Outlay Total</b>	<b>\$ 115,000</b>	<b>\$ 174,549</b>	<b>\$ 744,175</b>
<b>Total Expense</b>	<b>\$ 6,631,260</b>	<b>\$ 6,428,406</b>	<b>\$ 7,570,978</b>
<b>Transfers In</b>			
4841.None - Transfer in Self Insurance, None	\$ 1,942	\$ 1,942	\$ -
<b>Transfers In Total</b>	<b>\$ 1,942</b>	<b>\$ 1,942</b>	<b>\$ -</b>

**402 Fleet and Equipment Fund**

Revenue



Requested 2015 Adopted, 2015 Amended, 2016 Requested  
Budget By Fund as of 11/16/15

Classification-Account-Description	2015 Adopted Budget	2015 Amended Budget	2016 Requested Budget
<b>Intergovernmental</b>			
4200.03 - Grant/Reimb Rev_State, None	\$ -	\$ 633,680	\$ -
4200.04 - Grant/Reimb Rev_Other, None	-	10,000	-
<b>Intergovernmental Total</b>	<b>\$ -</b>	<b>\$ 643,680</b>	<b>\$ -</b>
<b>Charges for Service</b>			
4396.02 - Fuel Chgs_Outside Agencies, None	\$ 623,960	\$ 463,410	\$ 411,665
4398.None - Maintenance Chgs, None	525,093	434,643	402,405
4700.None - Misc Revenue, None	523	523	523
<b>Charges for Service Total</b>	<b>\$ 1,149,576</b>	<b>\$ 898,576</b>	<b>\$ 814,593</b>
<b>Interfund Revenue</b>			
4393.02 - Insurance_Veh Damage/Repair, None	\$ 37,738	\$ 37,738	\$ 20,000
4395.01 - Fleet Accrual Chgs_Replacement, None	2,300,003	2,300,003	2,300,000
4395.02 - Fleet Accrual Chgs_Maintenance, None	1,694,895	1,694,895	1,729,155
4396.01 - Fuel Chgs_City, None	905,362	905,362	861,537
<b>Interfund Revenue Total</b>	<b>\$ 4,937,998</b>	<b>\$ 4,937,998</b>	<b>\$ 4,910,692</b>
<b>Interest</b>			
4610.None - Interest Income, None	\$ 6,119	\$ 6,119	\$ 5,206
<b>Interest Total</b>	<b>\$ 6,119</b>	<b>\$ 6,119</b>	<b>\$ 5,206</b>
<b>Capital Proceeds</b>			
4665.None - Sale of Equipment, None	\$ 71,950	\$ 71,950	\$ 75,000
<b>Capital Proceeds Total</b>	<b>\$ 71,950</b>	<b>\$ 71,950</b>	<b>\$ 75,000</b>
<b>Total Revenue</b>	<b>\$ 6,165,643</b>	<b>\$ 6,558,323</b>	<b>\$ 5,805,491</b>
<b>Expenditures</b>			
<b>Labor and Benefits</b>			
5000.None - Full Time Salaries, None	\$ 750,474	\$ 750,717	\$ 804,234
5010.None - Cellular Telephone, None	1,268	1,268	1,268
5390.None - Overtime, None	18,660	18,660	18,660
5420.None - Gen Retire Plan, None	45,040	45,055	48,266
5510.None - Social Security Cont, None	47,692	47,714	51,026
5515.None - Medicare Cont, None	11,164	11,169	11,944
5610.None - Worker's Compensation, None	16,152	16,152	16,152
5620.None - Dental Insurance, None	8,220	8,220	8,354
5625.None - Health Insurance, None	168,146	168,146	151,739
5630.None - Life Insurance, None	1,906	1,907	2,091
5635.None - Long Term Disability, None	3,372	3,372	3,612
<b>Labor and Benefits Total</b>	<b>\$ 1,072,094</b>	<b>\$ 1,072,380</b>	<b>\$ 1,117,346</b>
<b>Non Personnel Operating</b>			
6020.01 - Fuel_Gasoline, Unleaded, None	\$ 624,404	\$ 554,770	\$ 540,077
6020.02 - Fuel_Diesel, None	624,404	554,770	500,835
6020.05 - Fuel_CNG, None	166,108	144,826	229,293
6105.11 - Operating Supply_Office, None	700	700	700
6105.13 - Operating Supply_Small Tools, None	8,250	8,250	8,250
6105.None - Operating Supply, None	10,000	10,000	10,000
6125.None - Uniforms/Clothing, None	300	300	300
6160.03 - Equip Parts/Supply_Oil & Grease, None	42,500	42,500	42,500
6160.04 - Equip Parts/Supply_Parts, None	559,500	521,700	521,700
6160.05 - Equip Parts/Supply_Tires, None	188,000	175,500	175,500
6210.01 - Repairs/Maint_Buildings, None	16,500	16,500	16,500
6210.04 - Repairs/Maint_Equipment, None	19,000	19,000	19,000
6210.None - Repairs/Maint, None	211,000	195,000	195,000
6400.None - Advertising, None	2,000	2,000	2,000
6510.08 - Telephone_Other, None	576	576	576
6550.05 - Utilities_Sewer, None	1,000	1,000	1,000





Requested 2015 Adopted, 2015 Amended, 2016 Requested  
Budget By Fund as of 11/16/15

Classification-Account-Description	2015 Adopted Budget	2015 Amended Budget	2016 Requested Budget
6550.06 - Utilities_Solid Waste, None	1,000	1,000	1,000
6550.07 - Utilities_Water, None	2,915	2,915	2,915
6825.02 - Allowance/Reimb_Tool, None	6,000	6,000	6,000
6830.01 - Professional Develop_Training, None	15,000	15,000	15,000
6835.None - Dues, None	500	500	500
7410.15 - Contract Svcs_Laundry, None	5,500	5,500	5,500
7530.None - Licenses/Permits, None	500	500	500
6510.None - Telephone, None	2,829	2,829	4,121
6550.09 - Utilities_Energy Service Contract, None	10,736	10,736	11,026
7620.01 - Data Process Chgs_Basic, None	39,972	39,972	45,767
7620.02 - Data Process Chgs_Equip Replace, None	4,250	4,250	4,750
7620.03 - Data Process Chgs_Direct, None	16,576	16,576	9,552
7640.None - Liability Insurance, None	32,960	32,960	32,960
7680.None - Interfund Fuel, None	3,975	3,975	2,826
7685.01 - Fleet Accrual_Replacement, None	6,098	6,098	6,314
7685.02 - Fleet Accrual_Maintenance, None	6,512	6,512	5,682
7690.01 - Facility Accrual_Maintenance, None	2,369	2,369	2,160
7695.None - Interfund Utilities, None	35,454	35,454	35,694
<b>Non Personnel Operating Total</b>	<b>\$ 2,667,388</b>	<b>\$ 2,440,538</b>	<b>\$ 2,455,498</b>
<b>Capital Outlay</b>			
8100.03 - Capital Equip_Specialty, None	\$ -	\$ 12,428	\$ -
8100.04 - Capital Equip_Vehicles/Machinery, None	2,852,965	3,610,187	2,300,000
8210.None - Facility Construction New, None	-	463,361	-
8215.None - Facility Improvements, None	-	72,125	-
<b>Capital Outlay Total</b>	<b>\$ 2,852,965</b>	<b>\$ 4,158,101</b>	<b>\$ 2,300,000</b>
<b>Total Expense</b>	<b>\$ 6,592,447</b>	<b>\$ 7,671,019</b>	<b>\$ 5,872,844</b>
<b>Transfers In</b>			
4841.None - Transfer in Self Insurance, None	\$ 1,147	\$ 1,147	\$ -
<b>Transfers In Total</b>	<b>\$ 1,147</b>	<b>\$ 1,147</b>	<b>\$ -</b>
<b>404 Self Insurance Fund</b>			
<b>Revenue</b>			
<b>Charges for Service</b>			
4700.None - Misc Revenue, None	\$ 2,000	\$ 2,000	\$ 19,325
<b>Charges for Service Total</b>	<b>\$ 2,000</b>	<b>\$ 2,000</b>	<b>\$ 19,325</b>
<b>Interfund Revenue</b>			
4393.01 - Insurance_Premiums, None	\$ 2,547,349	\$ 2,555,531	\$ 2,513,016
<b>Interfund Revenue Total</b>	<b>\$ 2,547,349</b>	<b>\$ 2,555,531</b>	<b>\$ 2,513,016</b>
<b>Interest</b>			
4610.None - Interest Income, None	\$ 20,100	\$ 20,100	\$ 20,242
<b>Interest Total</b>	<b>\$ 20,100</b>	<b>\$ 20,100</b>	<b>\$ 20,242</b>
<b>Other</b>			
4730.None - Claim Reimbursement, None	\$ -	\$ 102,564	\$ -
<b>Other Total</b>	<b>\$ -</b>	<b>\$ 102,564</b>	<b>\$ -</b>
<b>Total Revenue</b>	<b>\$ 2,569,449</b>	<b>\$ 2,680,195</b>	<b>\$ 2,552,583</b>
<b>Expenditures</b>			
<b>Labor and Benefits</b>			
5000.None - Full Time Salaries, None	\$ 184,580	\$ 195,844	\$ 198,101
5010.None - Cellular Telephone, None	650	650	650
5410.01 - Awards_Safety, None	8,200	8,200	6,500
5410.13 - Awards_Wellness, None	135,400	135,400	140,000
5420.None - Gen Retire Plan, None	11,076	11,752	11,888
5450.None - Retirement Payout, None	24,417	12,915	-



**Requested 2015 Adopted, 2015 Amended, 2016 Requested  
Budget By Fund as of 11/16/15**

<b>Classification-Account-Description</b>	<b>2015 Adopted Budget</b>	<b>2015 Amended Budget</b>	<b>2016 Requested Budget</b>
5510.None - Social Security Cont, None	12,961	12,935	12,284
5515.None - Medicare Cont, None	3,032	3,025	2,875
5610.None - Worker's Compensation, None	1,115	1,115	1,115
5615.None - Unemployment, None	90,000	90,000	93,000
5620.None - Dental Insurance, None	2,264	2,264	2,054
5625.15 - Health Insurance_HSA Match, None	75,750	115,000	126,500
5625.None - Health Insurance, None	24,182	24,182	36,068
5630.None - Life Insurance, None	490	495	144
5635.None - Long Term Disability, None	832	877	238
<b>Labor and Benefits Total</b>	<b>\$ 574,949</b>	<b>\$ 614,654</b>	<b>\$ 631,417</b>
<b><u>Non Personnel Operating</u></b>			
6105.12 - Operating Supply_Safety, None	\$ 6,500	\$ 5,000	\$ 3,500
6105.None - Operating Supply, None	100	100	300
6310.None - Printing/Publications, None	400	400	400
6710.02 - Claims_3rd Party Admin, None	630,500	71,500	71,500
6710.None - Claims, None	885,000	1,194,000	1,294,000
6720.01 - Insurance Premiums_Boiler, None	5,800	5,800	5,800
6720.02 - Insurance Premiums_Excess, None	87,000	87,000	92,000
6720.None - Insurance Premiums, None	460,500	482,500	460,500
6770.None - CIRSA Deductibles, None	222,100	222,100	222,100
6825.01 - Allowance/Reimb_Mileage, None	300	-	600
6830.01 - Professional Develop_Training, None	2,600	4,100	2,000
6830.02 - Professional Develop_Travel, None	-	300	1,000
6835.None - Dues, None	900	900	900
7310.01 - Charges/Fees_Bond Insurance, None	14,000	14,000	14,000
7310.03 - Charges/Fees_Filing, None	15,000	15,000	15,000
7410.07 - Contract Svcs_Consultant, None	5,500	5,500	20,000
7410.None - Contract Svcs, None	-	-	5,500
7505.06 - Personnel Prog_Loss Control, None	7,500	7,500	7,500
7505.12 - Personnel Prog_Telehealth, None	-	-	54,000
7505.13 - Personnel Prog_Wellness, None	58,250	58,250	58,250
7505.14 - Personnel Prog_Patient Care, None	-	-	25,000
7505.None - Personnel Prog, None	79,000	79,000	-
6510.None - Telephone, None	707	707	634
7620.01 - Data Process Chgs_Basic, None	14,989	14,989	15,256
7620.02 - Data Process Chgs_Equip Replace, None	1,650	1,650	1,650
7620.03 - Data Process Chgs_Direct, None	892	892	1,489
<b>Non Personnel Operating Total</b>	<b>\$ 2,499,188</b>	<b>\$ 2,271,188</b>	<b>\$ 2,372,879</b>
<b>Total Expense</b>	<b>\$ 3,074,137</b>	<b>\$ 2,885,842</b>	<b>\$ 3,004,296</b>
<b><u>Transfers Out</u></b>			
9100.None - Transfers to General Fund, None	\$ 38,853	\$ 38,853	\$ -
9102.None - Transfer to VCB Fund, None	862	862	-
9103.None - Transfers to DDA Operations Fund, None	92	92	-
9203.None - Transfers to DDA TIF Capital Improv Fund, None	7	7	-
9301.None - Transfer to Water Fund, None	3,063	3,063	-
9302.None - Transfer to Solid Waste Fund, None	1,222	1,222	-
9303.None - Transfers to TRCC Fund, None	1,002	1,002	-
9305.None - Transfers to Lincoln Park GC, None	511	511	-
9308.None - Transfers to Parking Fund, None	157	157	-
9309.None - Transfer to Ridges Irrigation Fund, None	104	104	-
9401.None - Transfer to Information Technology Fund, None	1,942	1,942	-
9402.None - Transfer to Fleet, None	1,147	1,147	-
9405.None - Transfers to Comm Center Fund, None	13,910	13,910	-



Requested 2015 Adopted, 2015 Amended, 2016 Requested  
Budget By Fund as of 11/16/15

Classification-Account-Description	2015 Adopted Budget	2015 Amended Budget	2016 Requested Budget
9406.None - Transfer to Facilities Fund, None	744	744	-
9902.None - Transfer to Joint Sewer System Fund, None	3,119	3,119	-
<b>Transfers Out Total</b>	<b>\$ 66,735</b>	<b>\$ 66,735</b>	<b>\$ -</b>
<b>405 Comm Center Fund</b>			
<b>Revenue</b>			
<b>Charges for Service</b>			
4321.None - County Wide System Charges, None	\$ 1,805,435	\$ 1,805,435	\$ 1,808,109
<b>Charges for Service Total</b>	<b>\$ 1,805,435</b>	<b>\$ 1,805,435</b>	<b>\$ 1,808,109</b>
<b>Interfund Revenue</b>			
4390.14 - Interfund Chgs_Police, None	\$ 1,997,072	\$ 1,997,072	\$ 2,088,141
4390.15 - Interfund Chgs_Fire, None	422,482	422,482	428,093
<b>Interfund Revenue Total</b>	<b>\$ 2,419,554</b>	<b>\$ 2,419,554</b>	<b>\$ 2,516,234</b>
<b>Other</b>			
4650.None - Lease Revenue, None	\$ 3,942	\$ 3,942	\$ 3,942
<b>Other Total</b>	<b>\$ 3,942</b>	<b>\$ 3,942</b>	<b>\$ 3,942</b>
<b>Total Revenue</b>	<b>\$ 4,228,931</b>	<b>\$ 4,228,931</b>	<b>\$ 4,328,285</b>
<b>Expenditures</b>			
<b>Labor and Benefits</b>			
5000.None - Full Time Salaries, None	\$ 2,915,161	\$ 2,928,239	\$ 2,885,793
5010.None - Cellular Telephone, None	7,921	7,921	7,661
5290.None - Seasonal Part-Time, None	10,754	10,754	12,583
5390.None - Overtime, None	266,376	267,785	269,712
5400.None - Comm Center Salaries, None	47,871	47,871	32,316
5420.None - Gen Retire Plan, None	174,726	175,508	172,963
5510.None - Social Security Cont, None	190,784	191,833	188,284
5515.None - Medicare Cont, None	47,018	47,263	46,420
5610.None - Worker's Compensation, None	19,152	19,152	19,152
5620.None - Dental Insurance, None	34,029	34,029	34,108
5625.None - Health Insurance, None	569,527	569,527	568,513
5630.None - Life Insurance, None	6,940	6,954	6,902
5635.None - Long Term Disability, None	12,266	12,355	12,122
8900.None - Labor Vacancy Savings, None	(150,022)	(151,658)	-
<b>Labor and Benefits Total</b>	<b>\$ 4,152,503</b>	<b>\$ 4,167,533</b>	<b>\$ 4,256,529</b>
<b>Non Personnel Operating</b>			
6105.11 - Operating Supply_Office, None	\$ 7,000	\$ 7,000	\$ 5,000
6105.None - Operating Supply, None	45,108	45,108	32,500
6125.None - Uniforms/Clothing, None	8,500	8,500	8,500
6210.04 - Repairs/Maint_Equipment, None	15,000	15,000	15,000
6210.None - Repairs/Maint, None	19,000	19,000	19,000
6310.None - Printing/Publications, None	500	500	500
6510.01 - Telephone_CBI, None	1,000	1,000	1,000
6510.03 - Telephone_Long Distance, None	6,600	6,600	6,600
6510.07 - Telephone_E911 Lines, None	86,000	86,000	86,000
6510.08 - Telephone_Other, None	8,500	8,500	8,500
6640.01 - Rent_Equipment, None	2,500	2,500	2,500
6640.03 - Rent_Property/Space, None	15,000	15,000	15,000
6830.01 - Professional Develop_Training, None	65,000	65,000	65,000
6830.02 - Professional Develop_Travel, None	15,000	15,000	15,000
6835.None - Dues, None	2,800	2,800	3,500
7410.13 - Contract Svcs_Financial Audit, None	2,026	2,026	1,844
7410.None - Contract Svcs, None	62,000	167,970	87,000
7430.None - Contract Maintenance, None	8,000	8,000	8,000



**Requested 2015 Adopted, 2015 Amended, 2016 Requested  
Budget By Fund as of 11/16/15**

<b>Classification-Account-Description</b>	<b>2015 Adopted Budget</b>	<b>2015 Amended Budget</b>	<b>2016 Requested Budget</b>
7505.None - Personnel Prog, None	2,000	2,000	3,000
7585.None - Comm Participat, None	1,000	1,000	1,000
7900.01 - Operating Equip_Communications, None	50,000	50,000	40,000
7900.None - Operating Equip, None	3,500	3,500	5,000
7910.None - Furniture/Fixtures, None	1,000	1,000	3,500
6510.09 - Telephone_Air Cards, None	4,500	4,500	4,560
6510.None - Telephone, None	11,668	11,668	10,460
7620.01 - Data Process Chgs_Basic, None	284,799	284,799	294,941
7620.02 - Data Process Chgs_Equip Replace, None	70,584	70,584	72,549
7620.03 - Data Process Chgs_Direct, None	551,714	547,539	604,563
7640.None - Liability Insurance, None	4,204	4,204	4,204
7650.01 - Interfund Chgs_General Govt, None	211,250	211,250	217,032
7680.None - Interfund Fuel, None	4,695	4,695	3,875
7685.01 - Fleet Accrual_Replacement, None	30,698	30,698	31,786
7685.02 - Fleet Accrual_Maintenance, None	7,445	7,445	6,706
7695.None - Interfund Utilities, None	39,327	39,327	53,514
<b>Non Personnel Operating Total</b>	<b>\$ 1,647,918</b>	<b>\$ 1,749,713</b>	<b>\$ 1,737,134</b>
<b>Capital Outlay</b>			
8100.01 - Capital Equip_Communication Sys, None	\$ 1,144,000	\$ 1,233,000	\$ 1,043,929
<b>Capital Outlay Total</b>	<b>\$ 1,144,000</b>	<b>\$ 1,233,000</b>	<b>\$ 1,043,929</b>
<b>Total Expense</b>	<b>\$ 6,944,421</b>	<b>\$ 7,150,246</b>	<b>\$ 7,037,592</b>
<b>Transfers In</b>			
4811.None - Transfer in E911 Fund, None	\$ 2,647,005	\$ 2,841,904	\$ 2,622,291
4841.None - Transfer in Self Insurance, None	13,910	13,910	-
<b>Transfers In Total</b>	<b>\$ 2,660,915</b>	<b>\$ 2,855,814</b>	<b>\$ 2,622,291</b>
<b>406 Facilities Management Fund</b>			
<b>Revenue</b>			
<b>Interfund Revenue</b>			
4389.01 - Facility Chgs_Maintenance, None	\$ 982,069	\$ 982,069	\$ 929,687
4389.03 - Facility Chgs_Utilities, None	2,023,198	2,023,198	1,941,533
<b>Interfund Revenue Total</b>	<b>\$ 3,005,267</b>	<b>\$ 3,005,267</b>	<b>\$ 2,871,220</b>
<b>Other</b>			
4650.None - Lease Revenue, None	\$ 2,700	\$ 20,460	\$ 20,460
<b>Other Total</b>	<b>\$ 2,700</b>	<b>\$ 20,460</b>	<b>\$ 20,460</b>
<b>Total Revenue</b>	<b>\$ 3,007,967</b>	<b>\$ 3,025,727</b>	<b>\$ 2,891,680</b>
<b>Expenditures</b>			
<b>Labor and Benefits</b>			
5000.None - Full Time Salaries, None	\$ 355,724	\$ 356,495	\$ 361,484
5010.None - Cellular Telephone, None	1,152	1,152	1,152
5390.None - Overtime, None	5,064	5,064	-
5420.None - Gen Retire Plan, None	21,059	21,109	21,692
5510.None - Social Security Cont, None	22,371	22,419	22,418
5515.None - Medicare Cont, None	5,238	5,249	5,242
5610.None - Worker's Compensation, None	5,748	5,748	5,748
5620.None - Dental Insurance, None	3,825	3,825	4,135
5625.None - Health Insurance, None	89,198	89,198	80,115
5630.None - Life Insurance, None	786	788	901
5635.None - Long Term Disability, None	1,294	1,298	1,485
<b>Transfers In Total</b>	<b>\$ 511,459</b>	<b>\$ 512,345</b>	<b>\$ 504,372</b>
<b>Non Personnel Operating</b>			
6105.03 - Operating Supply_Comput/Printer, None	\$ 1,750	\$ 1,750	\$ 1,750
6105.08 - Operating Supply_Janitorial, None	27,500	27,500	27,500



**Requested 2015 Adopted, 2015 Amended, 2016 Requested  
Budget By Fund as of 11/16/15**

<b>Classification-Account-Description</b>	<b>2015 Adopted Budget</b>	<b>2015 Amended Budget</b>	<b>2016 Requested Budget</b>
6105.11 - Operating Supply_Office, None	2,050	2,050	2,050
6105.12 - Operating Supply_Safety, None	400	400	400
6105.13 - Operating Supply_Small Tools, None	500	500	500
6105.None - Operating Supply, None	600	600	600
6125.None - Uniforms/Clothing, None	460	460	460
6210.01 - Repairs/Maint_Buildings, None	19,353	19,353	19,353
6310.None - Printing/Publications, None	150	150	150
6550.01 - Utilities_Electricity, None	1,688,934	1,688,934	1,621,412
6550.04 - Utilities_Gas, None	334,501	334,501	289,014
6550.05 - Utilities_Sewer, None	4,384	4,384	7,135
6550.06 - Utilities_Solid Waste, None	15,000	15,000	15,327
6550.07 - Utilities_Water, None	9,499	9,499	8,646
6830.01 - Professional Develop_Training, None	3,700	3,700	3,700
6830.02 - Professional Develop_Travel, None	1,500	1,500	1,500
7410.None - Contract Svcs, None	65,000	65,000	65,000
7430.04 - Contract Maintenance_Garage, None	12,566	12,566	12,566
7430.None - Contract Maintenance, None	138,020	138,020	138,020
6510.None - Telephone, None	5,199	5,199	4,086
6550.09 - Utilities_Energy Service Contract, None	13,399	13,399	13,761
7620.01 - Data Process Chgs_Basic, None	29,979	29,979	30,511
7620.02 - Data Process Chgs_Equip Replace, None	4,550	4,550	4,550
7620.03 - Data Process Chgs_Direct, None	28,214	28,214	30,160
7640.None - Liability Insurance, None	43,109	43,109	43,109
7680.None - Interfund Fuel, None	3,672	3,672	3,742
7685.01 - Fleet Accrual_Replacement, None	4,099	4,099	4,244
7685.02 - Fleet Accrual_Maintenance, None	8,368	8,368	7,307
7690.01 - Facility Accrual_Maintenance, None	10,971	10,971	10,520
7695.None - Interfund Utilities, None	6,276	6,276	6,534
<b>Non Personnel Operating Total</b>	<b>\$ 2,483,703</b>	<b>\$ 2,483,703</b>	<b>\$ 2,373,607</b>
<b>Capital Outlay</b>			
8215.None - Facility Improvements, None	\$ 100,000	\$ 99,114	\$ -
<b>Capital Outlay Total</b>	<b>\$ 100,000</b>	<b>\$ 99,114</b>	<b>\$ -</b>
<b>Total Expense</b>	<b>\$ 3,095,162</b>	<b>\$ 3,095,162</b>	<b>\$ 2,877,979</b>
<b>Transfers In</b>			
4810.None - Transfer in General Fund, None	\$ -	\$ 15,738	\$ -
4821.None - Transfer in Sales Tax CIP, None	100,000	100,000	-
4841.None - Transfer in Self Insurance, None	744	744	-
<b>Transfers In Total</b>	<b>\$ 100,744</b>	<b>\$ 116,482</b>	<b>\$ -</b>

**City Council**  
**2015 Amended and 2016 Requested Economic Development, Partnerships, Sponsorships, and Memberships 11/13/15**

Item Ref.	Partner	Use of 2015 Economic Development Contingency			2016 Notes/Description
		2015 Amended Budget	2016 Requested	2016 B List	
1	Associated Governments of Northwest Colorado	8,200	8,200		
2	Chamber of Commerce	6,300	6,225		
3	Western Colorado Latino Chamber of Commerce	60	60		
4	Club 20	4,100	4,100		
5	National League of Citites	4,467	4,467		
6	Metropolitan Planning Organization	33,968	28,397		
7	Colorado Water Congress	5,970	5,970		
8	5.2.1 Drainage Authority	123,000	123,000		
9	Parks Improvement Advisory Board (PIAB)	14,000	14,000		
10	Arts Commission	43,300	-	43,300	
11	Colorado Municipal League	41,263	40,025		
12	Colorado Communications and Utility Alliance	3,300	3,300		
13	Subtotal	\$ 287,928	\$ 237,744	\$ 43,300	
14	Colorado Mesa University-Campus Expansion (10 yrs ending in 2017)	500,000	-	500,000	Per Email Request from Derek Wagner to Tim Moore September 10th, 2015
15	Colorado Mesa University-Classroom Building (15 yrs ending in 2027)	500,000	500,000		Per Email Request from Derek Wagner to Tim Moore September 10th, 2015
16	Grand Valley Transit (paid quarterly)	389,886	389,886		2015/2016 Rate
17	USA ProCycling			-	Presentation heard by City Council November 4th, Follow up on November 16th.
18	Downtown Business Improvement District	13,466	13,466		
19	Pro Mountain Bike Race (Epic Rides)	10,000	20,000	-	Epic Rides (VCB, DDA, GJEP Also contribute \$10k for total cash contribution of \$40k. County pays for traffic Control @ \$8k, and City contributes \$10k in-kind) 2016 Contribution authorized by City Council Sept 2nd, 2015
20	Standing Sponsorships (Hospice Gala, Centennial Band, High Five Robotics, etc)	10,000	5,000	5,000	
21	Housing Resources of Western Colorado	5,000	-	5,000	Still trying to contact Housing Resources-Did not receive specific request.
22	Kids Voting	5,000	-	3,500	Per Request Letter dated August 27th, 2015 plus \$500 table sponsorship at annual banquet.
23	Business Incubator	53,600	53,600	5,360	Per request letter dated July 27th, 2015
24	Grand Junction Economic Partnership	40,000	40,000		Per request letter dated July 31st, 2015
25	Riverfront Commission	17,121	17,121		
26	Western Slope Center for Children	30,000	30,000		
27	Western Slope Center for Children-SANE Coordinator	5,000	5,000		
28	Mesa Land Trust-Operations	10,000	5,000	15,000	Per request letter dated September 4, 2015
29	Young Entrepreneur Academy (use of contingency)	5,000	4,000	1,000	
30	Foreign Trade Zone (use of contingency)	85,300			
31	Commercial Catalyst Pilot Program (use of contingency)	50,000	50,000		
32	Economic Development Branding and Marketing Plan (use of contingency)	140,000			
33	Global Petroleum (use of contingency)	6,508			
34	Business Incubator-Technology Accelerator (use of contingency)	-	29,000		
35	GJEP Job Incentive Program (use of contingency)	-	-	59,000	2016 first of multiple year disbursement as jobs are created
36	Greater Grand Junction Sports Commission (use of contingency)	15,000			Council Workshop September 14, 2015 Request Letter August 26, 2015 request part of ED Partner Request
37	Colorado Advanced Mftg Alliance-West Mftg Summit (use of contingency)	3,164			Sponsorship (\$2,500) + Travel Costs for Dan Griswold (\$664) Authorized 2/4/15 by CC
38	Museum of Western Colorado-Use of Heywood Trust Funds	78,500			Authorized by City Council Per Council January 21st, 2015 Resolution No. 06-15 Use of Heywood Trust
39	Match 1/2 of \$25,000 funding effort for the Business Incubator-Laser Cutter	12,500			Authorized by City Council at pre-meeting January 21, 2015 (use of ED contingency)
40	Mesa Land Trust Buffer Program (East Orchard Mesa Farm)	-	15,000		Authorized by City Council March 4th, 2015 to be funded by General Fund-Request by MLT is to carryforward
41	Mesa Land Trust-Monument Trail (2015 planning) (use of contingency)	5,000			Authorized by City Council at pre-meeting May 6th, 2015 (use of ED contingency)
42	Legends Project (Funded by 1% of the Arts)	10,000			Authorized by City Council June 1st, 2015
43	Mesa County Library (use of Heywood Trust Funds)	78,500			Approved by City Council July 1st, 2015 Resolution No. 33-15 Use of Heywood Trust
44	Events Center Financial Feasibility Study (use of contingency)	49,000			Authorized by City Council September 16th, 2015
45	Additional Scope on Events Center TRCC Analysis	13,000			Approved by City Council at pre-meeting October 7, 2015
46	Boise Events Center Trip	5,000			Approved by City Council at November 9th, 2015 Budget Workshop
47	Parking Study (use of contingency)	18,000			Authorized by City Council September 16th, 2015
48	Broadband Strategic Plan (use of contingency)	83,000			Authorized by City Council September 2nd, 2015
49	Request from Chamber, BIC, GJEP (40% in 2016)		227,800	341,700	Per request letter dated September 14th, 2015 (Recruitment \$296k, Business Expansion/Retention \$80k, Business Creation \$147.5k, Packaging \$46k)
50	Grand Junction Housing Authority-The Highlands			388,329	Authorized by City Council April 1, 2015 Resolution No. 22-15 (Swr \$195,563, Wtr \$4,150, TCP \$113,216, Parkland \$14,400, Open Space \$61,000)
51	Homeward Bound-Pathways Village Appartments			100,000	Discussed by City Council May 18, 2015
52	Events Center			-	Amount unknown at this time
53	Broadband/Wireless Implementation			-	Amount unknown at this time
54	Marketying Plan After Branding			-	Amount unknown at this time
55	Foreign Trade Zone Implementation			-	Amount unknown at this time
56	Mesa Land Trust Capital Projects			115,000	Per request letter dated September 4, 2015. Earmark funding then further approval with specific project.
57	Conduit on Horizon Drive Project	28,000			Approved by City Council at pre-meeting October 21, 2015
58	Subtotal	\$ 2,274,545	\$ 1,404,873	\$ 1,538,889	
59	Downtown Development Authority Sales Tax Increment Transfer (General Fund)	351,741	374,297		Budgeted with Transfers
60	Subtotal Before Capital TIF Transfer and VCB Transfer	\$ 2,914,214	\$ 2,016,914	\$ 1,582,189	
61	Downtown Development Authority Sales Tax Increment Transfer (3/4% Capital)	131,903	140,361		
62	Vendors Fee Transfer to Visitor & Convention Center	675,623	689,135		Budgeted as Revenue in VCB 102 Fund
63	Total Economic Development, Partnerships, Sponsorships Before Contingency	\$ 3,721,740	\$ 2,846,410	\$ 1,582,189	
64	Economic Development Contingency	-	171,892		2015 contingency carried forward to 2016.
65	A. Heywood Jones Trust Contingency	3,379			Trust funds distributed to City restricted to Museum and Library purposes
66	TOTAL	\$ 3,725,119	\$ 3,018,302	\$ 1,582,189	

General and Sales Tax Capital, VCB, Storm Drainage, Transportation Capacity Funds at 11/16/15  
 General Government Capital Projects Detail 2016-2017



Line # Ref	Department	Project Title	Cost	Revenue	Net Impact
<b>2016 A-List Projects</b>					
1	<b>100 General Fund</b>				
2	Fire	SCBA Mask Replacement	29,000		29,000
3			<b>Fire Department Total</b>	<b>\$ 29,000</b>	<b>\$ -</b>
4	Police	Mini CALIBER Bomb Robot (Seized Funds)	52,600	52,600	-
5			<b>Police Department Total</b>	<b>\$ 52,600</b>	<b>\$ -</b>
6			<b>100 General Fund Total</b>	<b>\$ 81,600</b>	<b>\$ 52,600</b>
7	<b>102 Visitor &amp; Convention Bureau Fund</b>				
8	VCB	Travel Trailer	20,000	-	20,000
9			<b>VCB Department Total</b>	<b>\$ 20,000</b>	<b>\$ -</b>
10			<b>102 Visitor &amp; Convention Bureau Fund Total</b>	<b>\$ 20,000</b>	<b>\$ -</b>
11	<b>201 Sales Tax CIP Fund</b>				
12	Public Works	North Avenue Streetscape (CDOT Grant \$1.19 Million, DOLA Grant \$600,000, TCP Transfer \$100,000)	1,777,570	1,777,570	-
13	Public Works	Horizon Drive Interchange Improvements	854,325		854,325
14	Public Works	B 1/2 Road Overpass at US 50 Multimodal (TAP Grant \$1.2 Million)	1,490,000	1,200,000	290,000
15	Public Works	Riverside Parkway Borrow Site Revegetation	150,000		150,000
16	Public Works	Contract Street Maintenance	2,000,000		2,000,000
17	Public Works	Chipseal Program	637,000		637,000
18	Public Works	Crackfill Program	135,000		135,000
19	Public Works	Curb, Gutter & Sidewalk Replacement	50,000		50,000
20	Public Works	Traffic Signal Controllers Upgrade	35,000		35,000
21	Public Works	Traffic Signal Equipment Upgrade	100,000		100,000
22	Public Works	F.5 and 30.8 Bridge Replacement (Federal Grant)-Project Carried Forward from 2015	721,092	578,400	142,692
23	Public Works	Westlake Park Pedestrian Improvements (CDBG Grant)	103,778	103,778	-
24			<b>Public Works Department Total</b>	<b>\$ 8,053,765</b>	<b>\$ 3,659,748</b>
25	Parks & Recreation	Riverfront Trail Repair (Conservation Trust Funds)	25,000	25,000	-
26	Parks & Recreation	Matchett Park Tamarisk Grant Match (Open Space Funds)	12,000	12,000	-
27	Parks & Recreation	Community Recreation Center Feasibility Study (Potential DOLA Grant, Conservation Trust Funds)	50,000	50,000	-
28	Parks & Recreation	Las Colonias Park-Reparian Area ( Open Space Funds)	38,351	38,351	-
29	Parks & Recreation	Lincoln Park Pool Deck Furniture Replacement (Conservation Trust Funds)	25,000	25,000	-
30	Parks & Recreation	Lincoln Park Pool Covers Replacement (Conservation Trust Funds)	50,000	50,000	-
31	Parks & Recreation	Las Colonias Park-Amphitheater (DOLA Grant \$1.8 Million, Partners, CTF and Open Space)	1,802,666	1,802,666	-
32	Parks & Recreation	Inspire Grant (GOCO Grant \$75,000, Partners, CTF)	85,000	85,000	-
33	Parks & Recreation	Botanical Gardens - Boiler Replacement (50% Contribution)	9,250		9,250
34	Parks & Recreation	Botanical Gardens - Heating Controls (50% Contribution)	2,500		2,500
35			<b>Parks &amp; Recreation Department Total</b>	<b>\$ 2,099,767</b>	<b>\$ 2,088,017</b>
36			<b>201 Sales Tax CIP Fund Total</b>	<b>\$ 10,153,532</b>	<b>\$ 5,747,765</b>

<u>Line # Ref</u>	<u>Department</u>	<u>Project Title</u>	<u>Cost</u>	<u>Revenue</u>	<u>Net Impact</u>
37	<b>202 Storm Drainage Fund</b>				
38	Public Works	Storm Drainage Improvements	50,000		50,000
39	Public Works	North Avenue Storm Drain Rehabilitation	150,000		150,000
40		<b>Public Works Department Total</b>	<b>\$ 200,000</b>	<b>\$ -</b>	<b>\$ 200,000</b>
41		<b>202 Storm Drainage Fund Total</b>	<b>\$ 200,000</b>	<b>\$ -</b>	<b>\$ 200,000</b>
42	<b>207 Transportation Capacity Fund</b>				
43	Public Works	TCP - G Road Widening at 23 1/2 Road	300,000	-	300,000
44	Public Works	TCP-25 Road Left Turn Lanes	400,000	-	400,000
45	Public Works	TCP-1st Street Reconstruction, North to Ouray	1,238,100	-	1,238,100
46		<b>Public Works Department Total</b>	<b>\$ 1,938,100</b>	<b>\$ -</b>	<b>\$ 1,938,100</b>
47		<b>207 Transportation Capacity Fund Total</b>	<b>\$ 1,938,100</b>	<b>\$ -</b>	<b>\$ 1,938,100</b>
48		<b>Total All Projects</b>	<b>\$ 12,393,232</b>	<b>\$ 5,800,365</b>	<b>\$ 6,592,867</b>

<b>2016 B-List Projects Cut In Order to Balance</b>					
49	Fire	Technical Rescue Equipment Replacement	19,000		19,000
50	Fire	Training Facility - Fire Components	150,000		150,000
51		<b>Fire Department Total</b>	<b>\$ 169,000</b>	<b>\$ -</b>	<b>\$ 169,000</b>
52	Police	Patrol Vehicles	108,000		108,000
53	Police	Integration of File on Q into New World	42,500		42,500
54	Police	Services Vehicle	28,000		28,000
55		<b>Police Department Total</b>	<b>\$ 178,500</b>	<b>\$ -</b>	<b>\$ 178,500</b>
56	Public Works	Contract Street Maintenance	1,268,000		1,268,000
57	Public Works	Sidewalk Improvements	50,000		50,000
58	Public Works	Traffic Signal Equipment Upgrade	63,000		63,000
59	Public Works	North Avenue Storm Drain Rehabilitation	165,000		165,000
60	Public Works	Pavement Patcher and Paver Equipment	125,000		125,000
61		<b>Public Works Department Total</b>	<b>\$ 1,671,000</b>	<b>\$ -</b>	<b>\$ 1,671,000</b>
62	Parks & Recreation	Playground Equipment Replacement (Conservation Trust Funds)	100,000	100,000	-
63	Parks & Recreation	Tennis Court Improvements (Conservation Trust Funds)	30,000	30,000	-
64	Parks & Recreation	Softball Scoreboards (Conservation Trust Funds)	32,800	32,800	-
65	Parks & Recreation	Stocker Stadium Synthetic Turf Replacement (Partner Revenue \$200,000, Conservation Trust Funds)	500,000	500,000	-
66	Parks & Recreation	Cemetery Irrigation Repair/Replacement	25,000		25,000
67		<b>Parks &amp; Recreation Department Total</b>	<b>\$ 687,800</b>	<b>\$ 662,800</b>	<b>\$ 25,000</b>
68	Administration	Learning Management System	80,000		80,000
69		<b>Administration Department Total</b>	<b>\$ 80,000</b>	<b>\$ -</b>	<b>\$ 80,000</b>
70	Facilities	Facility Condition Index Replacements	300,000		300,000
71		<b>Facilities Total</b>	<b>\$ 300,000</b>	<b>\$ -</b>	<b>\$ 300,000</b>
72		<b>Total All Projects</b>	<b>\$ 3,086,300</b>	<b>\$ 662,800</b>	<b>\$ 2,423,500</b>



<u>Line # Ref</u>	<u>Department</u>	<u>Project Title</u>	<u>Cost</u>	<u>Revenue</u>	<u>Net Impact</u>
<b>2017 A-List Projects - Net Impact to Sales Tax CIP 201</b>					
73	Fire	Training Facility - Fire Components (From 2016 B List)	150,000		150,000
74		<b>Fire Department Total</b>	<b>\$ 150,000</b>	<b>\$ -</b>	<b>\$ 150,000</b>
75	Public Works	Contract Street Maintenance	2,250,000		2,250,000
76	Public Works	Chipseal Program	602,000		602,000
77	Public Works	Crackfill Program	135,000		135,000
78	Public Works	Curb, Gutter & Sidewalk Replacement	50,000		50,000
79	Public Works	Traffic Signal Controllers - Upgrade	35,000		35,000
80	Public Works	Traffic Signal Equipment Upgrade	100,000		100,000
81	Public Works	Storm Drainage Improvements	50,000		50,000
82	Public Works	North Avenue Storm Drain Rehabilitation (From 2016 B List)	165,000		165,000
83	Public Works	TCP-1st Street Reconstruction, North to Ouray	1,485,900	700,076	785,824
84		<b>Public Works Department Total</b>	<b>\$ 4,872,900</b>	<b>\$ 700,076</b>	<b>\$ 4,172,824</b>
85	Parks & Recreation	Riverfront Trail Repair	25,000	25,000	-
86	Parks & Recreation	Playground Equipment Replacement (Conservation Trust Funds) (From 2016 B List)	100,000	100,000	-
87	Parks & Recreation	Tennis Court Improvements (Conservation Trust Funds) (From 2016 B List)	30,000	30,000	-
88	Parks & Recreation	Softball Scoreboards (Conservation Trust Funds) (From 2016 B List)	32,800	32,800	-
89	Parks & Recreation	Las Colonias Park-Amphitheater (DOLA Grant \$1.75Million, Partners, CTF and Open Space)	1,802,666	1,673,360	129,306
90	Parks & Recreation	Botanical Gardens-Curtain/Vent Controls (50%)	2,500		2,500
91	Parks & Recreation	Botanical Gardens - HVAC in Office (50%)	4,000		4,000
92		<b>Parks &amp; Recreation Department Total</b>	<b>\$ 1,996,966</b>	<b>\$ 1,861,160</b>	<b>\$ 135,806</b>
93	Facilities	Facility Condition Index Replacements	200,000		200,000
94		<b>Facilities Total</b>	<b>\$ 200,000</b>	<b>\$ -</b>	<b>\$ 200,000</b>
95		<b>Total All Projects</b>	<b>\$ 7,219,866</b>	<b>\$ 2,561,236</b>	<b>\$ 4,658,630</b>
<b>2017 B-List Projects Cut In Order to Balance</b>					
96	Fire	Technical Rescue Equipment Replacement	19,000		19,000
97		<b>Fire Department Total</b>	<b>\$ 19,000</b>	<b>\$ -</b>	<b>\$ 19,000</b>
98	Police	Patrol Vehicles	108,000		108,000
99	Police	Integration of File on Q into New World	42,500		42,500
100	Police	Services Vehicle	28,000		28,000
101		<b>Fire Department Total</b>	<b>\$ 178,500</b>	<b>\$ -</b>	<b>\$ 178,500</b>
102	Public Works	Contract Street Maintenance	1,250,000		1,250,000
103	Public Works	Curb, Gutter & Sidewalk Replacement	50,000		50,000
104	Public Works	Traffic Signal Controllers - Upgrade	15,000		15,000
105	Public Works	Traffic Signal Equipment Upgrade	65,000		65,000
106	Public Works	Pavement Patcher and Paver Equipment	125,000		125,000
107		<b>Public Works Department Total</b>	<b>\$ 1,505,000</b>	<b>\$ -</b>	<b>\$ 1,505,000</b>
108	Parks & Recreation	Stocker Stadium Synthetic Turf Replacement (Partner Revenue \$200,000, Conservation Trust Funds)	500,000	500,000	-
109	Parks & Recreation	Cemetery Irrigation Repair/Replacement	25,000		25,000
110		<b>Parks &amp; Recreation Department Total</b>	<b>\$ 525,000</b>	<b>\$ 500,000</b>	<b>\$ 25,000</b>
111	Administration	Learning Management System	80,000		80,000
112		<b>Administration Department Total</b>	<b>\$ 80,000</b>	<b>\$ -</b>	<b>\$ 80,000</b>
113	Facilities	Facility Condition Index Replacements	200,000		200,000
114		<b>Facilities Total</b>	<b>\$ 200,000</b>	<b>\$ -</b>	<b>\$ 200,000</b>
115		<b>Total All Projects</b>	<b>\$ 2,507,500</b>	<b>\$ 500,000</b>	<b>\$ 2,007,500</b>