

Grand Junction Regional Communications Center

Month / Year May 2018

Staffing

Positions budgeted 52

Positions staffed 44

Training

Number of Trainees 9

Entry Level 2

Intermediate 5

Probationary 2

Activity

GJPD Calls for Service 6,564

All Law Enforcement CFS 11,403

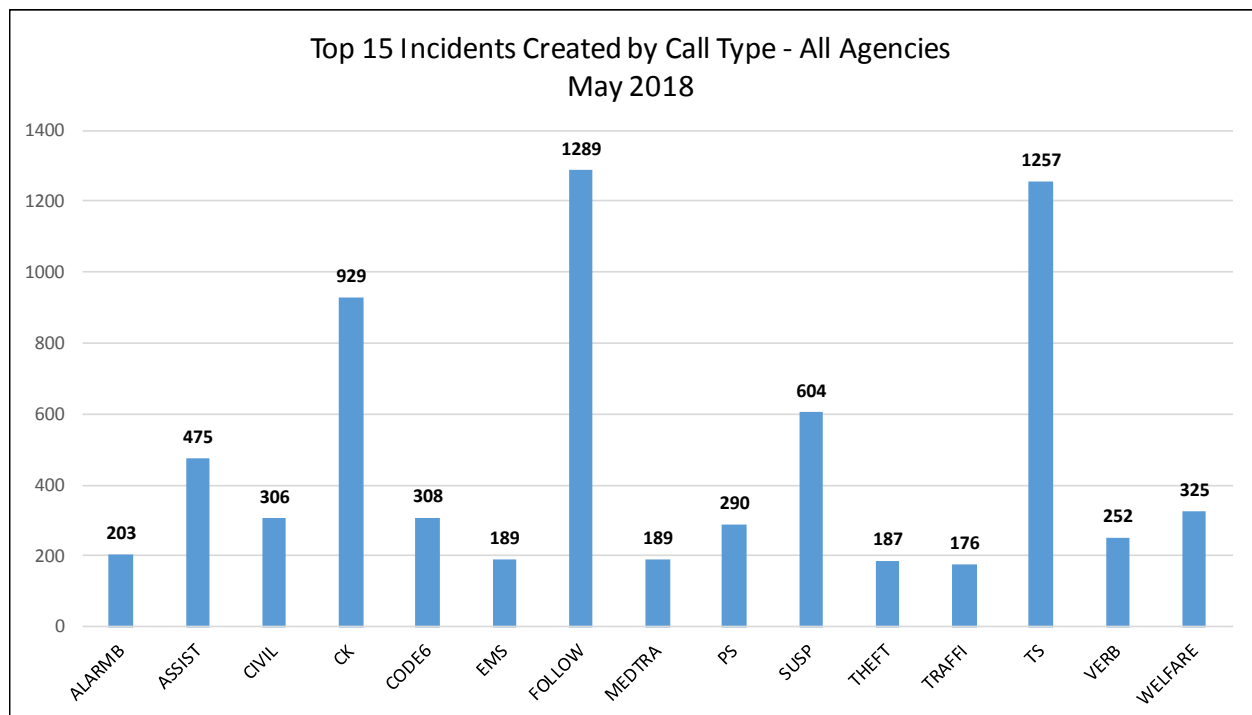
All Fire/EMS CFS 2,158

All Agency Phone Calls 20,033*

All Agency CFS 13,561

Mobile Comm. Vehicle Used 1 – Fire - I70 MM 46

*phone call data only available May 1- May 21, 2018 – 911 Phone System Upgrade on May 22, 2018



Grand Junction Regional Communications Center

| Incident Summary by Agency - May 2018 | | | |
|---------------------------------------|-------|---------------------------------|-------|
| Law Enforcement | | Fire/EMS | |
| Collbran Marshal's Office | 16 | Central Orchard Mesa Fire Dept | 9 |
| Colorado National Monument | 42 | Clifton Fire Dept | 332 |
| DeBeque Marshal's Office | 66 | DeBeque Fire Dept | 22 |
| Fruita Police Dept | 787 | East Orchard Mesa Fire Dept | 9 |
| Grand Junction Police Dept | 6,564 | Gateway Fire Dept | 11 |
| Mesa County Sheriff's Office | 3,637 | Glade Park Fire Dept | 9 |
| Mesa Co Criminal Justice Services | 3 | Grand Jct Regional Airport | 5 |
| Mesa County Valley School Dist | 4 | Grand Jct Fire Dept | 1,401 |
| Palisade Police Dept | 282 | Lands End Fire Dept | 31 |
| VA Police Dept | 2 | Lower Valley Fire Dept | 195 |
| | | Mesa County Fire Marshal | 11 |
| | | Palisade Fire Dept | 98 |
| | | Plateau Valley Fire Dept | 22 |
| | | St. Mary's CareFlight Transport | 3 |

GRAND JUNCTION REGIONAL COMMUNICATION CENTER

Monthly Incident Report

May 2018

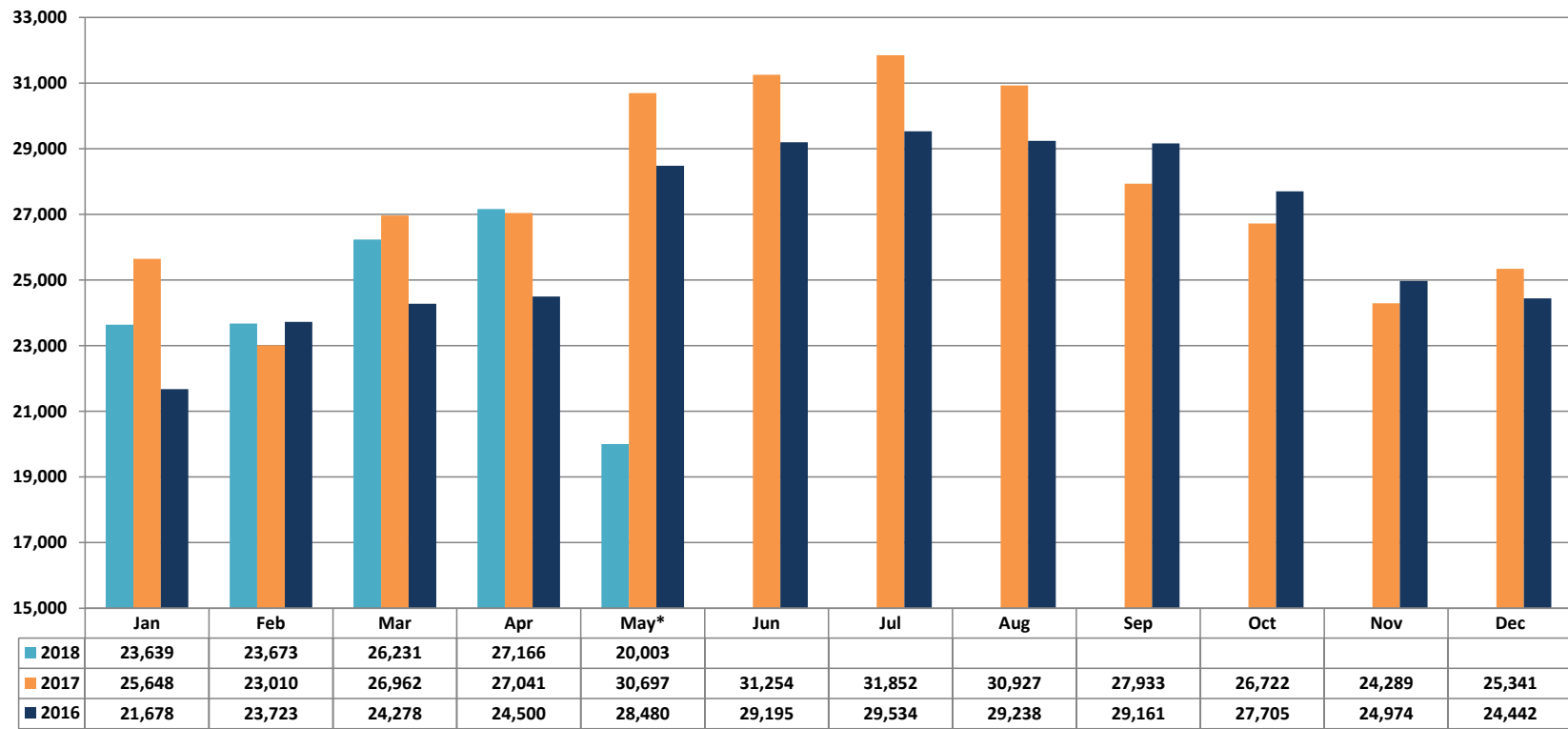
| Agencies | SAME MONTH 2017 | CURRENT MONTH 2018 | % Difference SAME MONTH LAST YR | Year to Date 2017 | Year to Date 2018 | % Difference Last Year |
|--|------------------------|---------------------------|--|--------------------------|--------------------------|-------------------------------|
| LAW ENFORCEMENT AGENCIES: | | | | | | |
| Collbran Marshal's Office | 36 | 16 | -56% | 170 | 34 | -80% |
| Colorado National Monument | 47 | 42 | -11% | 174 | 98 | -44% |
| DeBeque Marshal's Office | 75 | 66 | -12% | 361 | 325 | -10% |
| Fruita Police Department | 786 | 787 | 0% | 3,564 | 3,377 | -5% |
| Grand Junction Police Department | 7,247 | 6,564 | -9% | 33,385 | 30,562 | -8% |
| Mesa County Sheriff's Office | 3,766 | 3,637 | -3% | 17,096 | 17,340 | 1% |
| - Criminal Justice Services | 17 | 3 | -82% | 48 | 47 | -2% |
| Mesa County Valley School Dist. 51* | 0 | 4 | N/A | 0 | 38 | N/A |
| Palisade Police Department | 301 | 282 | -6% | 1,374 | 1,289 | -6% |
| VA Police Department | 2 | 2 | 0% | 13 | 10 | -23% |
| Total Law Enforcement: | 12,277 | 11,403 | -7% | 56,185 | 53,120 | -5% |
| FIRE/EMS AGENCIES: | | | | | | |
| Central Orchard Mesa Fire Department | 11 | 9 | -18% | 52 | 61 | 17% |
| Clifton Fire Department | 326 | 332 | 2% | 1,543 | 1,478 | -4% |
| DeBeque Fire Department | 22 | 22 | 0% | 94 | 92 | -2% |
| East Orchard Mesa Fire Department | 2 | 9 | 350% | 13 | 27 | 108% |
| Gateway Fire Department | 14 | 11 | -21% | 29 | 42 | 45% |
| Glade Park Fire Department | 6 | 9 | 50% | 14 | 23 | 64% |
| Grand Junction Regional Airport | 5 | 5 | 0% | 12 | 22 | 83% |
| Grand Junction Fire Department | 1,345 | 1,401 | 4% | 6,408 | 6,825 | 7% |
| Lands End Fire Department | 23 | 31 | 35% | 77 | 104 | 35% |
| Lower Valley Fire Department | 176 | 195 | 11% | 788 | 883 | 12% |
| Mesa County Fire Marshal | 12 | 11 | -8% | 31 | 35 | 13% |
| Palisade Fire Department | 60 | 98 | 63% | 363 | 405 | 12% |
| Plateau Valley Fire Department | 17 | 22 | 29% | 90 | 99 | 10% |
| St. Mary's CareFlight Transport | 5 | 3 | -40% | 14 | 24 | 71% |
| Total Fire/EMS: | 2,024 | 2,158 | 7% | 9,528 | 10,120 | 6% |
| *MCVSD51 became a paying user agency in August, 2017 | | | | | | |
| TOTAL | 14,301 | 13,561 | -5% | 65,713 | 63,240 | -4% |

GRAND JUNCTION REGIONAL COMMUNICATION CENTER

Monthly Telephone Calls Handled

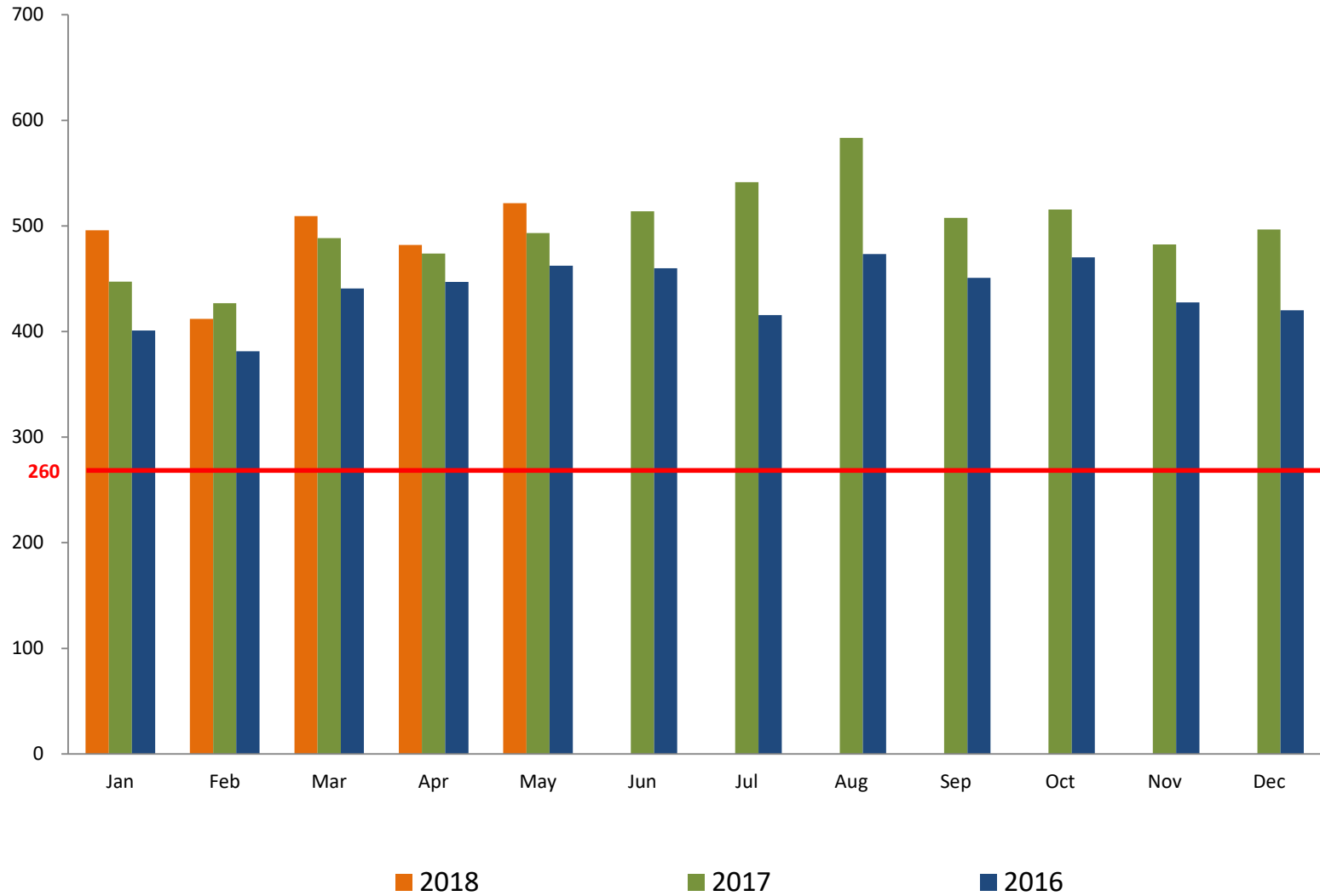
(Includes Both Inbound and Outbound Calls)

■ 2018 ■ 2017 ■ 2016



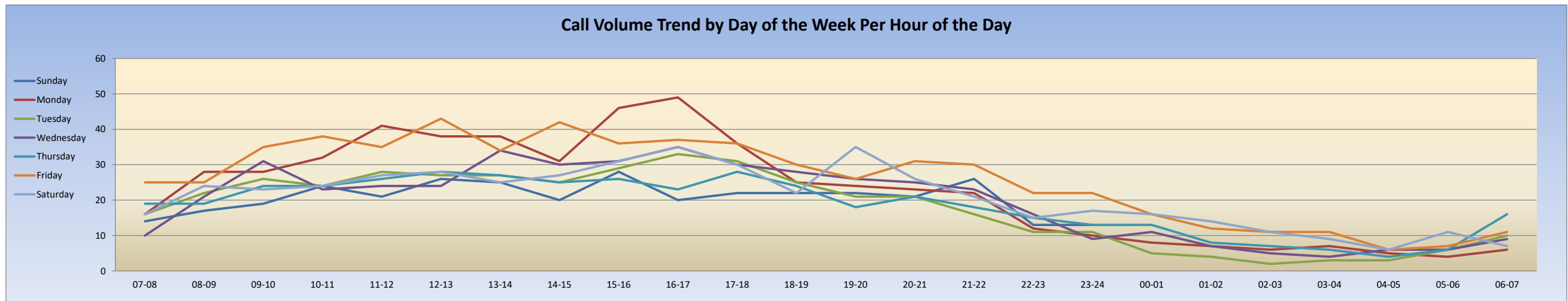
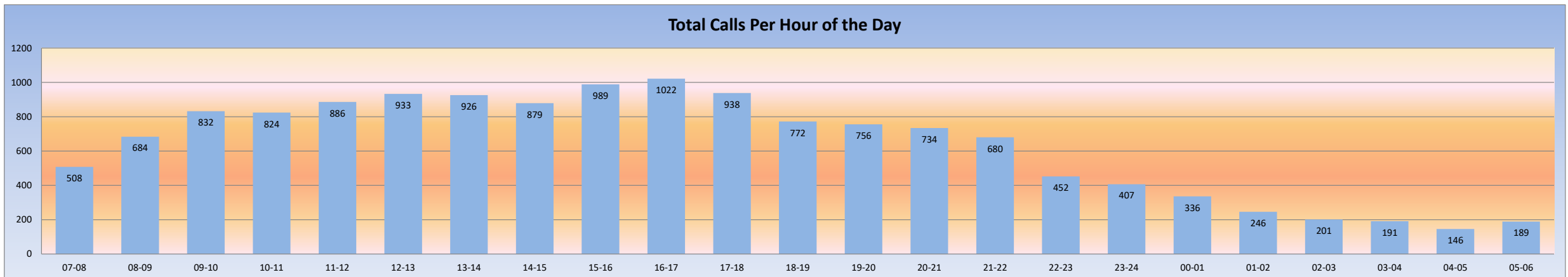
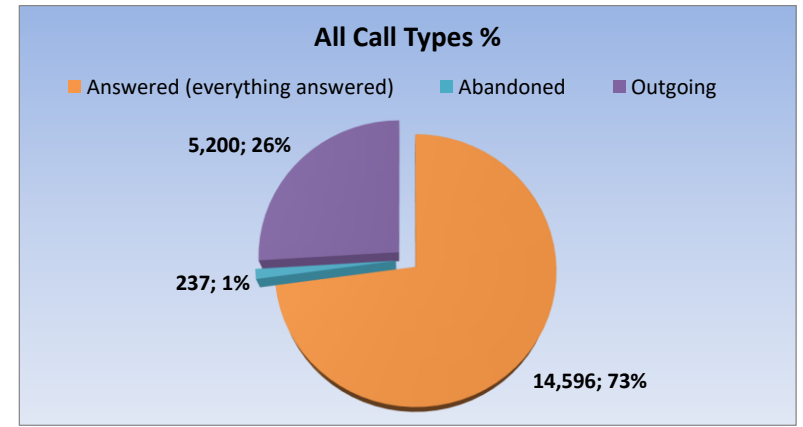
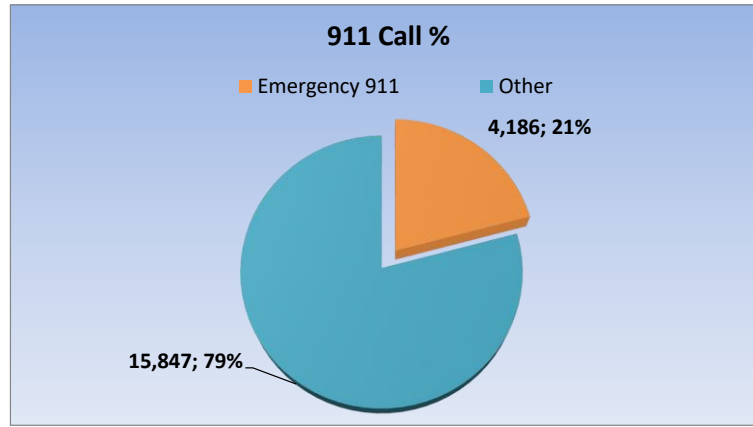
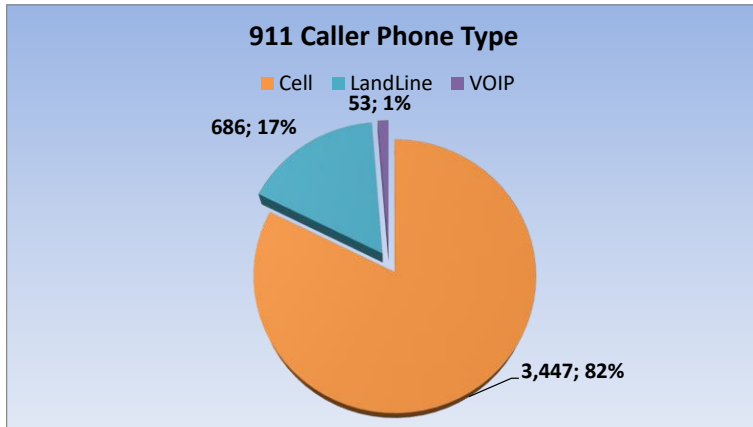
*May 2018 data only includes May 1 - May 21 call totals

GRAND JUNCTION REGIONAL COMMUNICATION CENTER Incidents Per Proficient Telecommunicator



— Line represents incidents per TC as a recommended target by the Association of Public Safety Communications Officers (APCO)

MAY 1 - 21, 2018 - GJRCC TOTAL CALLS = 20,033*



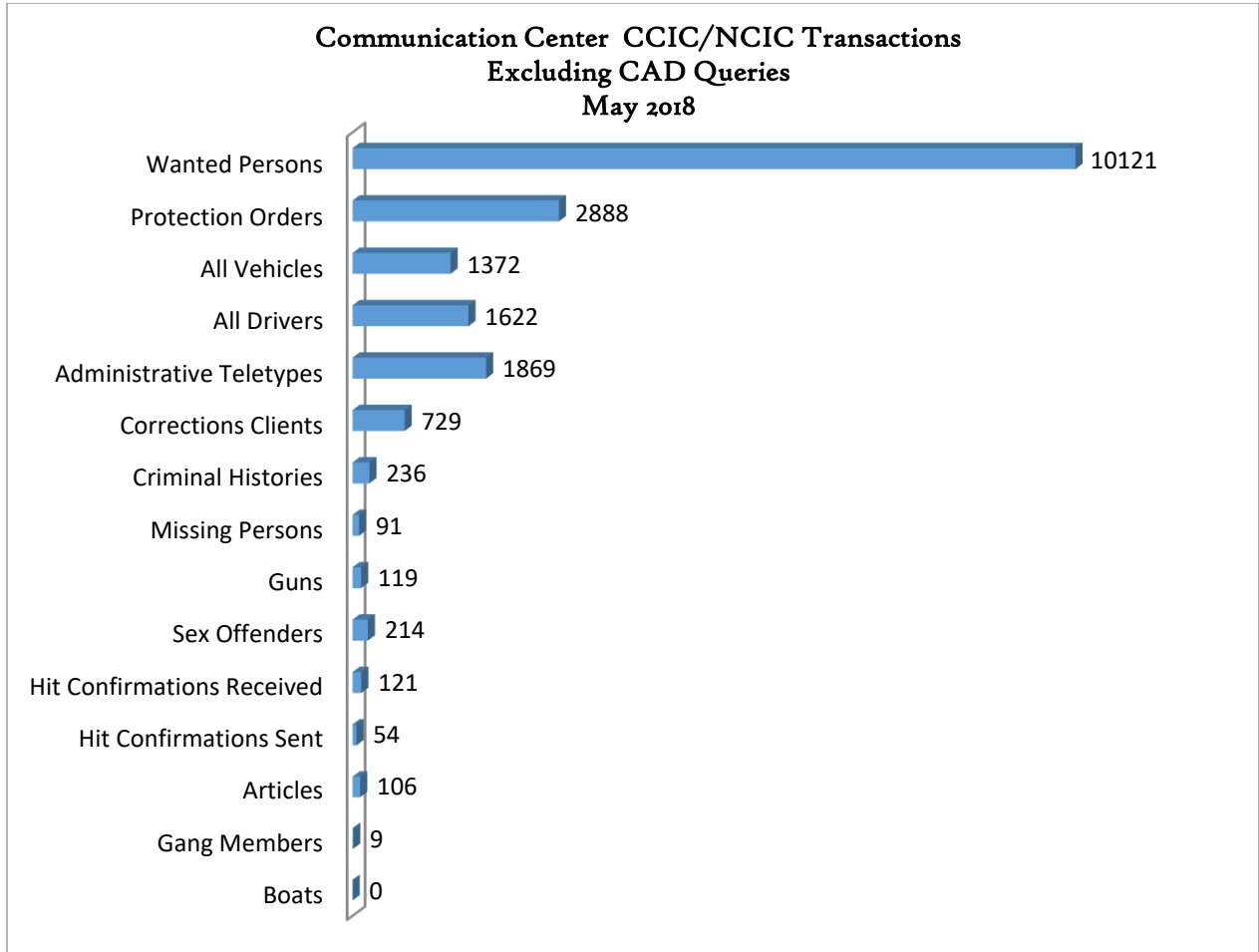
*New 9-1-1 Phone System Upgrade Go-Live May 22, 2018

CCIC / NCIC Transactions May 2018

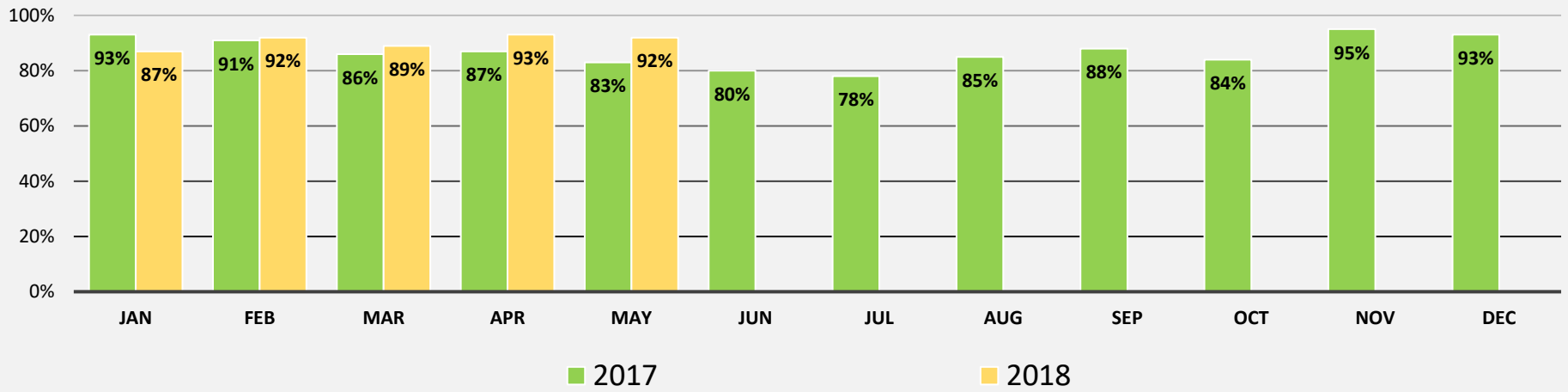
Workstation Queries input: 22,604

Workstation Output (Responses Received): 50,952

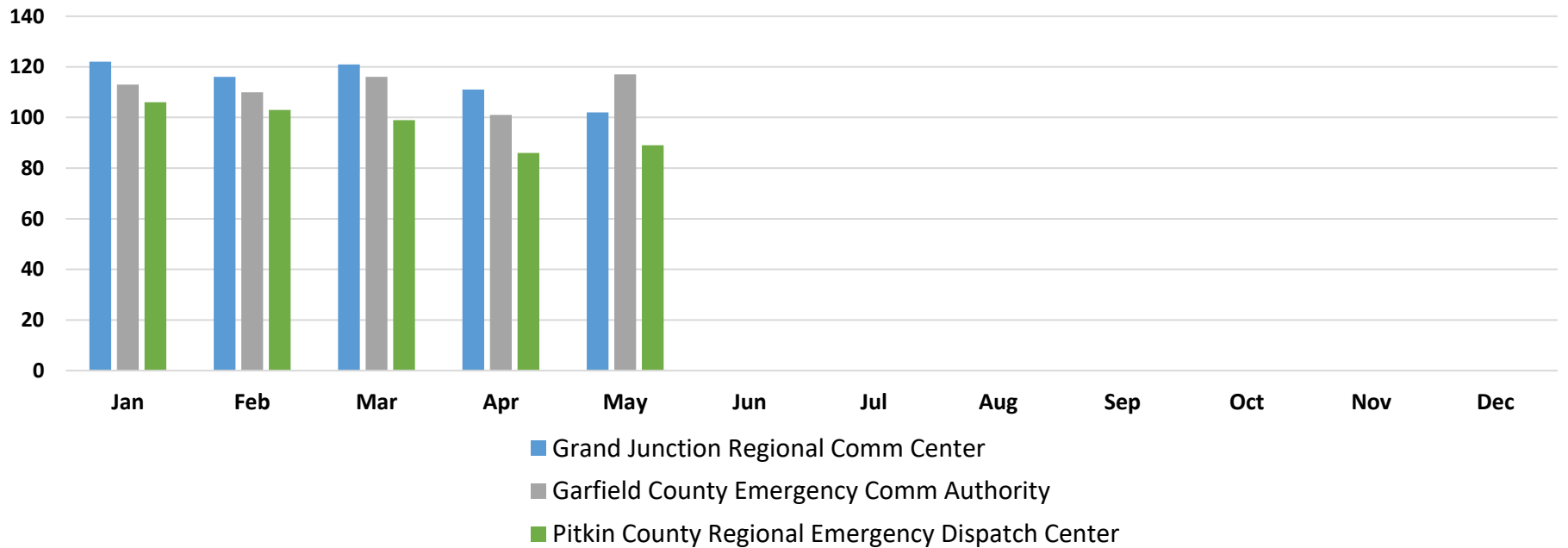
Log – ins: 1,490



GJRCC EMD Compliance Comparison 2017 - 2018

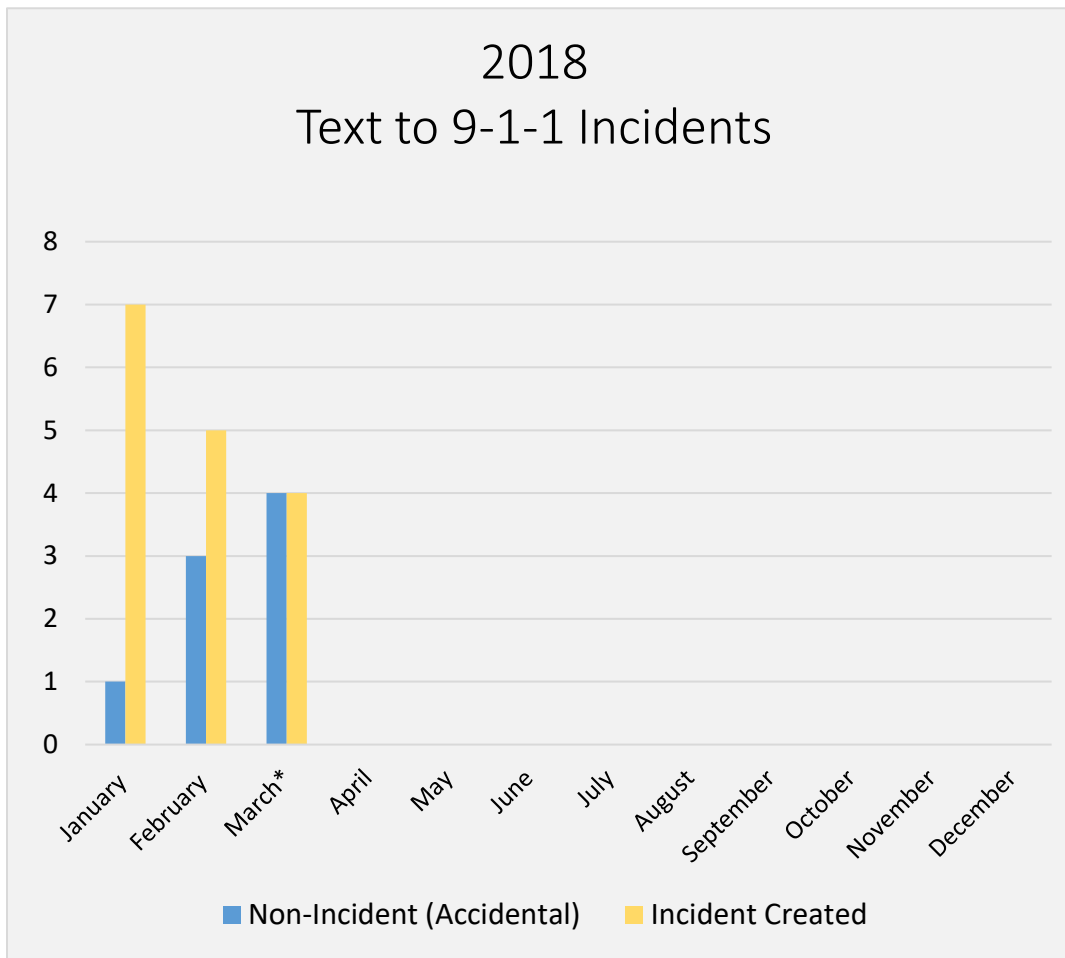


EMD Calls Reviewed for Quality Assurance - 2018



2018 Text to 9-1-1 Incidents

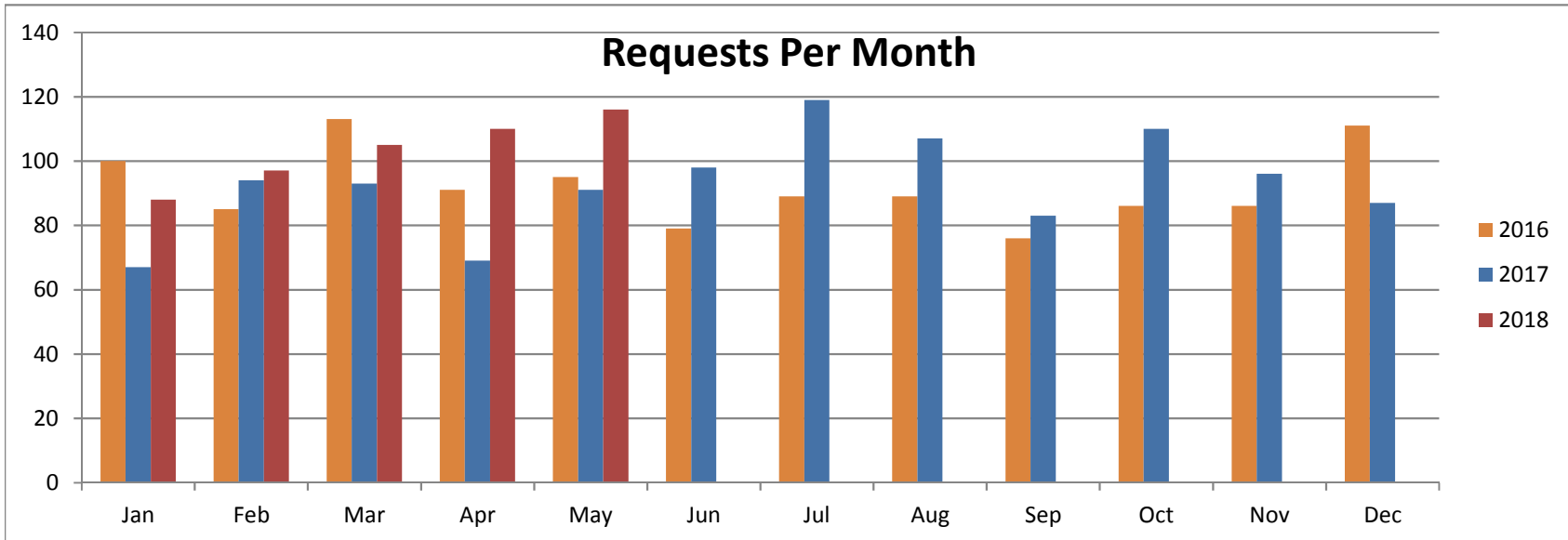
| 2018 | Total | Non-Incident (Accidental) | Incident Created | Type of Incidents |
|------------|---|------------------------------|---------------------|---|
| January | 8 | 1 | 7 | CODE5(2), CHEST PAIN-C2, FOLLOW, LAW, INFO, BRUSH |
| February | 8 | 3 | 5 | VERB, SUSP, 911, OVERDOSE-C2, SEXI |
| March* | 8 | 4 | 4 | CODE5, LAW, SUSP, 911 |
| April | Data Not Available at time of Report Distribution | | | |
| May | Data Not Available at time of Report Distribution | | | |
| June | | | | |
| July | | | | |
| August | | | | |
| September | | | | |
| October | | | | |
| November | | | | |
| December | | | | |
| YTD | 24 | 8 | 16 | |



*March was the first full month of receiving/dispatching text message incidents through the GJRCC.

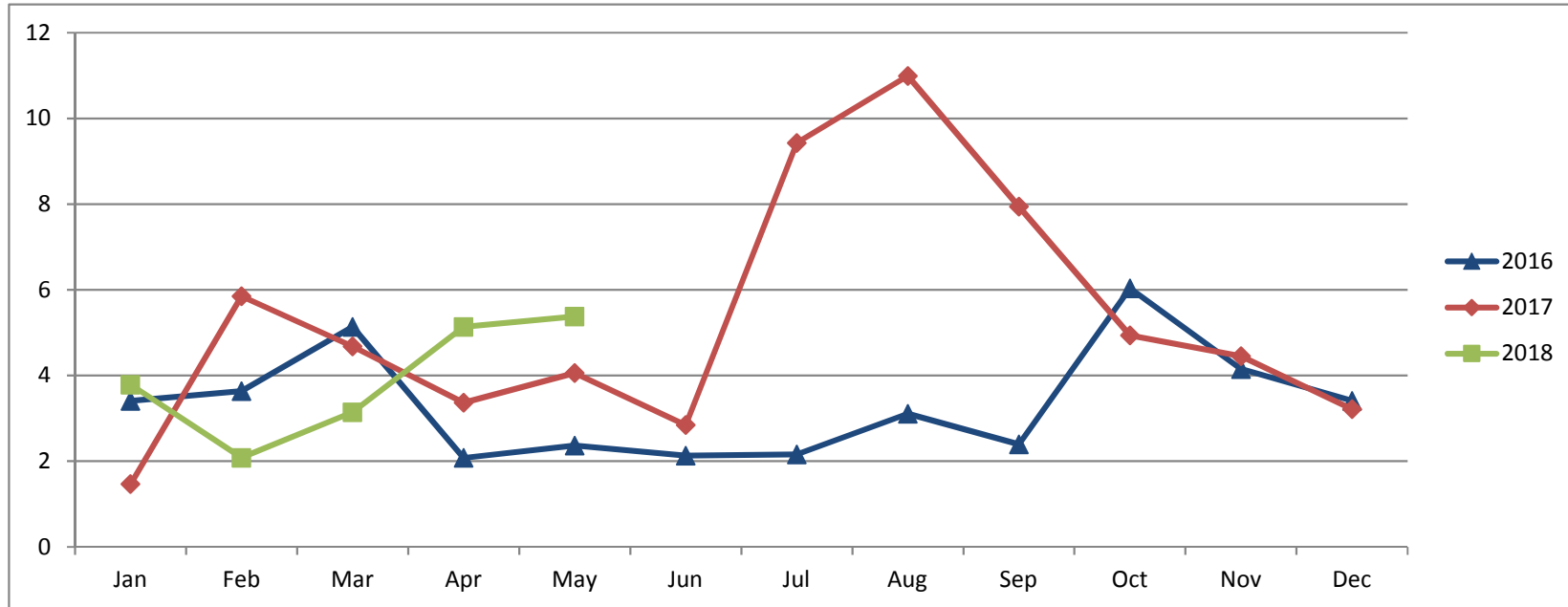
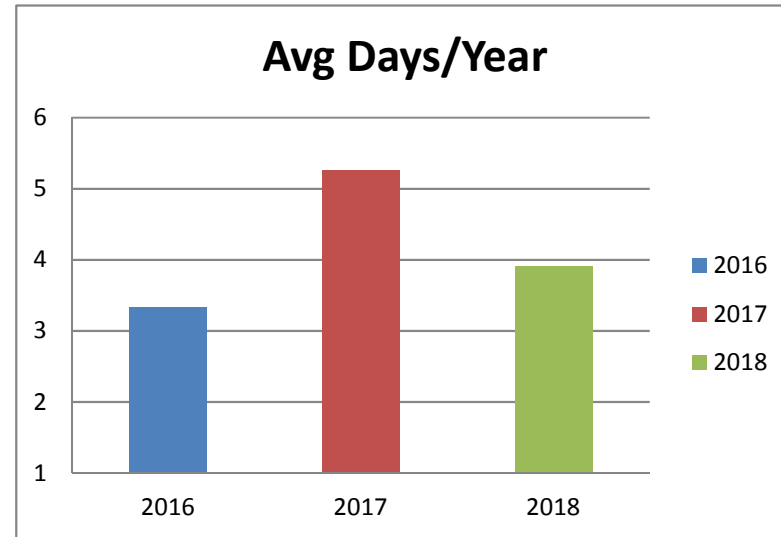
GRAND JUNCTION REGIONAL COMMUNICATION CENTER

| Audio Requests Per Month | | | | | | |
|--------------------------|------|------|-------------------|-----------|-----------|-----------|
| Year | | | Increase/Decrease | | | |
| | 2016 | 2017 | 2018 | YTD 15-16 | YTD 16-17 | YTD 17-18 |
| Jan | 100 | 67 | 88 | -20% | -33% | 31% |
| Feb | 85 | 94 | 97 | -16% | 11% | 3% |
| Mar | 113 | 93 | 105 | -27% | -18% | 13% |
| Apr | 91 | 69 | 110 | -22% | -24% | 59% |
| May | 95 | 91 | 116 | 12% | -4% | 27% |
| Jun | 79 | 98 | 0 | -19% | 24% | -100% |
| Jul | 89 | 119 | 0 | 14% | 34% | -100% |
| Aug | 89 | 107 | 0 | -33% | 20% | -100% |
| Sep | 76 | 83 | 0 | -33% | 9% | -100% |
| Oct | 86 | 110 | 0 | -23% | 28% | -100% |
| Nov | 86 | 96 | 0 | 30% | 12% | -100% |
| Dec | 111 | 87 | 0 | 46% | -22% | -100% |
| | 1100 | 1114 | 516 | -13% | 1% | -54% |



GRAND JUNCTION REGIONAL COMMUNICATION CENTER

| Average Days to Complete | | | | | |
|--------------------------|------|------|------|-------------------|-----------|
| | | | | Increase/Decrease | |
| | 2016 | 2017 | 2018 | YTD 16-17 | YTD 17-18 |
| Jan | 3 | 1 | 4 | -63% | -57% |
| Feb | 4 | 6 | 2 | -58% | 61% |
| Mar | 5 | 5 | 3 | -3% | -9% |
| Apr | 2 | 3 | 5 | -68% | 62% |
| May | 2 | 4 | 5 | -9% | 71% |
| Jun | 2 | 3 | | -48% | 34% |
| Jul | 2 | 9 | | -4% | 337% |
| Aug | 3 | 11 | | 31% | 254% |
| Sep | 2 | 8 | | -67% | 232% |
| Oct | 6 | 5 | | -45% | -18% |
| Nov | 4 | 4 | | -48% | 7% |
| Dec | 3 | 3 | | 1% | -5% |
| Totals | 3 | 5 | 4 | -55% | -43% |



Professional Standards

Month / Year May 2018

Staffing (PSU)

| | | | |
|-----------------------------|----------|----------------------------|----------|
| Sworn Positions budgeted | <u>4</u> | Sworn Positions staffed | <u>4</u> |
| Civilian Positions budgeted | <u>3</u> | Civilian Positions staffed | <u>3</u> |
| Sworn Training hours (PSU) | <u>0</u> | Civilian Training Hours | <u>0</u> |

Backgrounds and Recruitments (Department Wide)

| | | | |
|-----------------------|----------|----------------------------------|----------|
| Backgrounds Conducted | <u>3</u> | CVSA Criminal | <u>0</u> |
| Vacancies Sworn | <u>4</u> | CVSA Civilian | <u>0</u> |
| Vacancies Civilian | <u>9</u> | Applications in Process Sworn | <u>0</u> |
| | | Applications in Process Civilian | <u>0</u> |

Academy / In-Service Instructing

| | | | |
|----------------|-----------------------------|----------------------|-----------|
| Number Classes | <u> </u> | Total Training Hours | <u>15</u> |
|----------------|-----------------------------|----------------------|-----------|

Staff Inspections – 0

Volunteer Hours

| | | | |
|------------------|--------------|----------------|-------------|
| Administration | <u>90.5</u> | Other | <u>43.5</u> |
| Chaplain Program | <u>11</u> | Patrol/Traffic | <u>50</u> |
| Fire | <u>49.75</u> | Range | <u>10</u> |
| Investigations | <u>3</u> | Records | <u>2</u> |
| Lab and Property | <u>44.5</u> | | |

TOTAL HOURS VOLUNTEERS:
304.25

Special Projects (hours)

**GRAND JUNCTION POLICE DEPARTMENT
PROFESSIONAL STANDARDS**

**OCCURRENCE DETAIL REPORT
Reporting period: 5/1/2018 - 5/31/2018**

Department review

Internal commendation

5/1/2018 2018-00079 Presented with the Award of Excellence for her long employment history with the GJPD
Employee 1 Commend employee *Presented with the Award of Excellence*

1 Internal commendation

Use of force

5/8/2018 2018-00090 Officers contacted suspect who was acting in distress, foaming at the mouth and being aggressive towards citizens. Suspect rapidly approached initial officer and stiff armed him, Officer attempted to get suspect on the ground and when he would not comply deployed his taser, which was ineffective. Suspect then ran and was pursued and later taken into custody without further incident.

Employee 1 Followed policy *RTR was within policy*

5/25/2018 2018-00089 Officers contacted suspect in reference to arresting him for an RO violation and when told he was under arrest became resistive and was taken to the ground. While on the ground it took four officers to get the suspect in custody and the suspect's face was scratched from being on the pavement struggling. Officers were also injured with scratches from the resistive behavior of the suspect.

Employee 1 Followed policy *RTR followed policy*

Employee 2 Followed policy *RTR followed policy*

Employee 3 Followed policy *RTR followed policy*

Employee 4 Followed policy *RTR followed policy*

5 Use of force

Outside Commendation

Outside commendation

**GRAND JUNCTION POLICE DEPARTMENT
PROFESSIONAL STANDARDS**

OCCURRENCE DETAIL REPORT
Reporting period: 5/1/2018 - 5/31/2018

5/1/2018 2018-00072 Department of Justice Award for his work with the Drug Task Force
Employee 1 None

5/1/2018 2018-00073 Rocky Mountain Division of IAI Award for excellence in fingerprinting on cases
Employee 1 None

5/10/2018 2018-00083 Citizen called in to express his appreciation for an officer he saw walking around Stocker Stadium and appreciated how friendly he was to everyone.
Employee 1 None *Great Customer Service*

5/16/2018 2018-00085 Dear GJPD, Two very nice officers responded to an alarm at our residence this afternoon. It was homeowner error, and I want to thank them for their service and professionalism. Our sincere appreciation for all you do in our community.
Employee 1 None *Great Customer Service*
Employee 2 None *Great Customer Service*

5/20/2018 2018-00071 On May 18th at 7:00 in the morning, we had a fire in our home. I want to commend your officers that responded to that fire. They were all professional, and could not have been more considerate and caring. One of your officers came up to my wife, looked at her, and said, "I think you need a hug". He then gave my wife a hug, and it made everything so much better for her. Please accept our sincere thanks for being there when things were not going well. If you can find the officer that hugged my wife, please tell him he made her day. Thank you so much for what you do.
Employee 1 None

5/20/2018 2018-00084 Officer responded to a crash that occurred in the area of 24 1/2 Rd and Highway 6 and 50. One of the involved parties was Robbie Potts (608-988-6347). Robbie called in after the crash investigation to say the Officer was very calm and helpful throughout. She stated that he really made her comfortable given the high amount of stress of being involved in a crash. Robbie finished the call by saying the Officer is an awesome officer and guy!!
Employee 1 None *Great Customer Service*

5/28/2018 2018-00081 Received a call from dispatch reference a call that Officers responded well to call placed into dispatch. The RP called in to report that he made a call to dispatch about a homeless male going through a dumpster near his home. He advised that both offices responded and contacted the male. He wanted to pass along his thanks and appreciation for a job well done.

**GRAND JUNCTION POLICE DEPARTMENT
PROFESSIONAL STANDARDS**

**OCCURRENCE DETAIL REPORT
Reporting period: 5/1/2018 - 5/31/2018**

Employee 1 None *Job Well Done*
Employee 2 None *Job Well Done*

5/30/2018 2018-00080 RP was receiving sexually explicit phone calls from a Grand Junction phone number and was seeking assistance in stopping them. Officer was able to locate the owner of the phone number and advise him to stop with the calls. RP was very appreciative of the attention given to the concern and is happy the calls have ceased.

Employee 1 None *Officer Atkinson did a good job of taking care of situation and he was very appreciative of his work on this.*

10 Outside commendation

END OF REPORT

May 2018 - Code Enforcement Monthly Summary Report

| | |
|-------------------------------|----|
| Total New Cases for the Month | 79 |
| Total Closed Cases for Month | 62 |

Citations

| | |
|------------------------------|----|
| Warning | 18 |
| Voluntary Compliance Request | 17 |
| Notice of Violation | 30 |
| Administrative Citation | 2 |
| Summons | 0 |
| Total Active Cases | 86 |

Year to Date

| | |
|---------------------------------|-----|
| Total New Cases Year to Date | 338 |
| Total Closed Cases Current Year | 300 |

Citations YTD

| | |
|------------------------------|-----|
| Warning | 77 |
| Voluntary Compliance Request | 100 |
| Notice of Violation | 86 |
| Administrative Citation | 9 |
| Summons | 2 |

Crime Lab and Property

Month / Year May 2018

Staffing

| | | | |
|--------------------------|------------|-----------------------------|-----------|
| Sworn positions budgeted | <u>0</u> | Civilian positions budgeted | <u>9</u> |
| Sworn positions staffed | <u>0</u> | Civilian Positions staffed | <u>9</u> |
| Sworn training hours | <u>N/A</u> | Civilian training hours | <u>80</u> |

Activity

| | |
|--------------------------------|--------------------|
| Property / Received | <u>1614</u> |
| Items Out | <u>505</u> |
| Firearms Seized | <u>29</u> |
| Cash Seized | <u>\$ 1,394.58</u> |
| Fingerprint Latent Comparisons | <u>28</u> |
| AFIS Comparisons | <u>660</u> |
| Latent Processed | <u>215</u> |
| Drug Analysis | <u>162</u> |
| Lab Requests Received | <u>298</u> |
| Lab Requests Completed | <u>276</u> |
| Media (Discs) Copied | <u>241</u> |
| Media Enhancements / Exams | <u>28</u> |
| Cell Phone / Computer Exams | <u>24</u> |

Summary (crime scenes activity, court appearances, complex cases, use of resources, problems or unusual events):

Records Management

Month / Year

May 2018

Staffing

| | | | |
|--------------------|-----------|----------------------|----------|
| Positions budgeted | <u>8</u> | Positions staffed | <u>8</u> |
| Training Hours | <u>62</u> | Non proficient staff | <u>1</u> |

LERMS Record Merges

| | |
|--------------------------|--------------------|
| Total Merges | <u>1974</u> |
| Case Narratives Merged | <u>763</u> |
| Arrest Narratives Merged | <u>120</u> |
| Traffic Accidents | <u>206</u> |
| Arrests | <u>487</u> |
| FIR Cards | <u>55</u> |
| Traffic Citations | <u>322</u> |
| TOTAL | <u>3927</u> |

Documents scanned 2027

Warrants

| | |
|-----------------|-------------------|
| Arrest Warrants | <u>50</u> |
| FTA / COC | <u>186</u> |
| TOTAL | <u>236</u> |

Registered Sex Offenders

| | |
|---------------------------|------------------|
| Annual Registrations | <u>45</u> |
| Quarterly Registrations | <u>46</u> |
| Total RSO Contacts | <u>95</u> |

Customer Service Activity

Open Records Requests 263

Summary

Bev completed a sit-along at the DA's office and the Jail – 2.0

Darcy and Cori attended NIBRS training in Rifle – 4.0 each

Cori, Pam, Bev and Theresa attended a 2 day CCRN conference in Breckenridge – 12.0 each

Katie participated in new officer mini skills – 8.0

Victim Services Program

Month / Year May 2018

Staffing

| | | | |
|---|----|--------------------------|----|
| Positions budgeted | 1 | Positions staffed | 1 |
| Number VAP volunteers | 23 | Training hours (on duty) | 34 |
| VAP calls taken by coordinator | 1 | VAP Training Hours | 2 |
| New victims served by coordinator through VRA mail notification, office visits, phone calls, (not counting victims from follow-up VAP contacts) | 28 | Meetings/Events Attended | 1 |

Victim Advocate Activity

| | |
|----------------------------------|----------------|
| Number of first-response calls | 30 |
| Number of victims from call-outs | 53 |
| Total hours on active calls | 52 |
| TOTAL HR. VOLUNTEERED | 1,450.5 |

Types of calls (first response only)

| | |
|---|-----------------|
| Domestic Violence | 7 |
| Unattended Deaths | 6 |
| Sexual Assaults | 3 + 2 secondary |
| Assaults | |
| Suicide | 2 |
| Robbery/Agg. Robbery | 1 |
| Homicide | |
| Felony menacing | |
| Sex assault on a child | |
| Traffic crash | 1 + 1 secondary |
| Kidnapping | |
| Vehicular homicide | |
| Child abuse | |
| Harassment | |
| Other: mental health assist (2), suicidal subject, medical assist, structure fire (2), death notification | 7 |
| TOTAL | 30 |

Summary

Victim Services Program

Meetings/events:

- Coordinator attended wrap-up meeting of the DV Prevention Academy committee

Training:

- Coordinator attended 32-hour training in Denver on “train the trainer,” taught by staff from OVCTTAC (Office for Victims of Crime/ Training and Technical Assistance Center)
- VAP monthly meeting was held at Western Slope Center for Children, where we received a tour and review of current procedures regarding our involvement there.

Other:

- Coordinator introduced Victim Services procedures to new officers Long & Brito during mini-skills training
- Volunteer placed 73 follow-up calls to victims of inactivated property crimes (talked directly with 26 victims; others were left voice messages).