



SIGN PERMIT

Community Development Department
250 North 5th Street
Grand Junction, CO 81501
(303) 244-1430

PERMIT NO. 47454
Date Submitted 1/26/94
FEE \$ _____
Tax Schedule: 2945-114-19-011
Zone: C-1

BUSINESS NAME Dominos Pizza CONTRACTOR G.S. Signs & Neon
STREET ADDRESS 902+904 North Ave G ADDRESS 2915 Hill Ave, G.S., Co. 81504
PROPERTY OWNER Tom Ferrara TELEPHONE NO 245-2950
OWNER ADDRESS 737 Horizon Drive G.S. 81506 LICENSE NO 2910380 2930180
241-3606

- 1. FLUSH WALL 2 Square Feet per Linear Foot of Building Facade
- 2. ROOF 2 Square Feet per Linear Foot of Building Facade
- 3. FREE-STANDING 2 Traffic Lanes - 0.75 Square Feet x Street Frontage
4 or more Traffic Lanes - 1.5 Square Feet x Street Frontage
- 4. PROJECTING 0.5 Square Feet per Each Linear Foot of Building Facade
- 5. OFF-PREMISE See #3 Spacing Requirements; Not > 300 Square Feet or < 15 Square Feet

Externally Illuminated Internally Illuminated Non-Illuminated

(1 - 5) Area of Proposed Sign 80 Square Feet 64 (8x8) + (4x6) 24
(1,2,4) Building Facade 50 Linear Feet
(1 - 4) Street Frontage 75' Linear Feet
(2,4,5) Height to Top of Sign 28 Feet Clearance to Grade 14' Feet
(5) Distance from all Existing Off-Premise Signs within 600 Feet NA Feet

Existing Signage/Type

None Sq Ft

_____ Sq Ft

_____ Sq Ft

Total Existing: _____ Sq Ft

FOR OFFICE USE ONLY:

Signage Allowed on Parcel

Building _____ Sq Ft

Free-Standing _____ Sq Ft

Total Allowed: 112.5 Sq Ft

COMMENTS: Install one free standing sign with 80 sq ft of

NOTE: No sign may exceed 300 square feet. A separate sign permit is required for each sign. Attach a sketch of proposed and existing signage including types, dimensions, lettering, abutting streets, alleys, easements, property lines, and locations. **All signs require a separate permit from the Building Department.**

[Signature] _____ Date _____
Applicant's Signature Date

[Signature] _____ 1/26/94
Approved By Date

Eberhart Electric # 2649



SIGN PERMIT

Community Development Department
250 North 5th Street
Grand Junction, CO 81501
(303) 244-1430

PERMIT NO. 47454
Date Submitted 1/26/94
FEE \$ _____
Tax Schedule: 2945-114-19-011
Zone: C-1

BUSINESS NAME Dominos Pizza CONTRACTOR G.J. Signs + Neon
STREET ADDRESS 902 + 904 North Ave ADDRESS 2915 Hill Ave, G.J. Co, 81504
PROPERTY OWNER Toni Ferrar TELEPHONE NO 245-2950
OWNER ADDRESS 737 Horizon drive LICENSE NO 2930180
G.J. 81506

Eberhart Electric
(2649)

- 1. FLUSH WALL 2 Square Feet per Linear Foot of Building Facade
- 2. ROOF 2 Square Feet per Linear Foot of Building Facade
- 3. FREE-STANDING 2 Traffic Lanes - 0.75 Square Feet x Street Frontage
4 or more Traffic Lanes - 1.5 Square Feet x Street Frontage
- 4. PROJECTING 0.5 Square Feet per Each Linear Foot of Building Facade
- 5. OFF-PREMISE See #3 Spacing Requirements; Not > 300 Square Feet or < 15 Square Feet

Externally Illuminated Internally Illuminated Non-Illuminated

(1 - 5) Area of Proposed Sign 24 Square Feet 2' x 12' FW
(1,2,4) Building Facade _____ Linear Feet
(1 - 4) Street Frontage _____ Linear Feet
(2,4,5) Height to Top of Sign _____ Feet Clearance to Grade _____ Feet
(5) Distance from all Existing Off-Premise Signs within 600 Feet _____ Feet

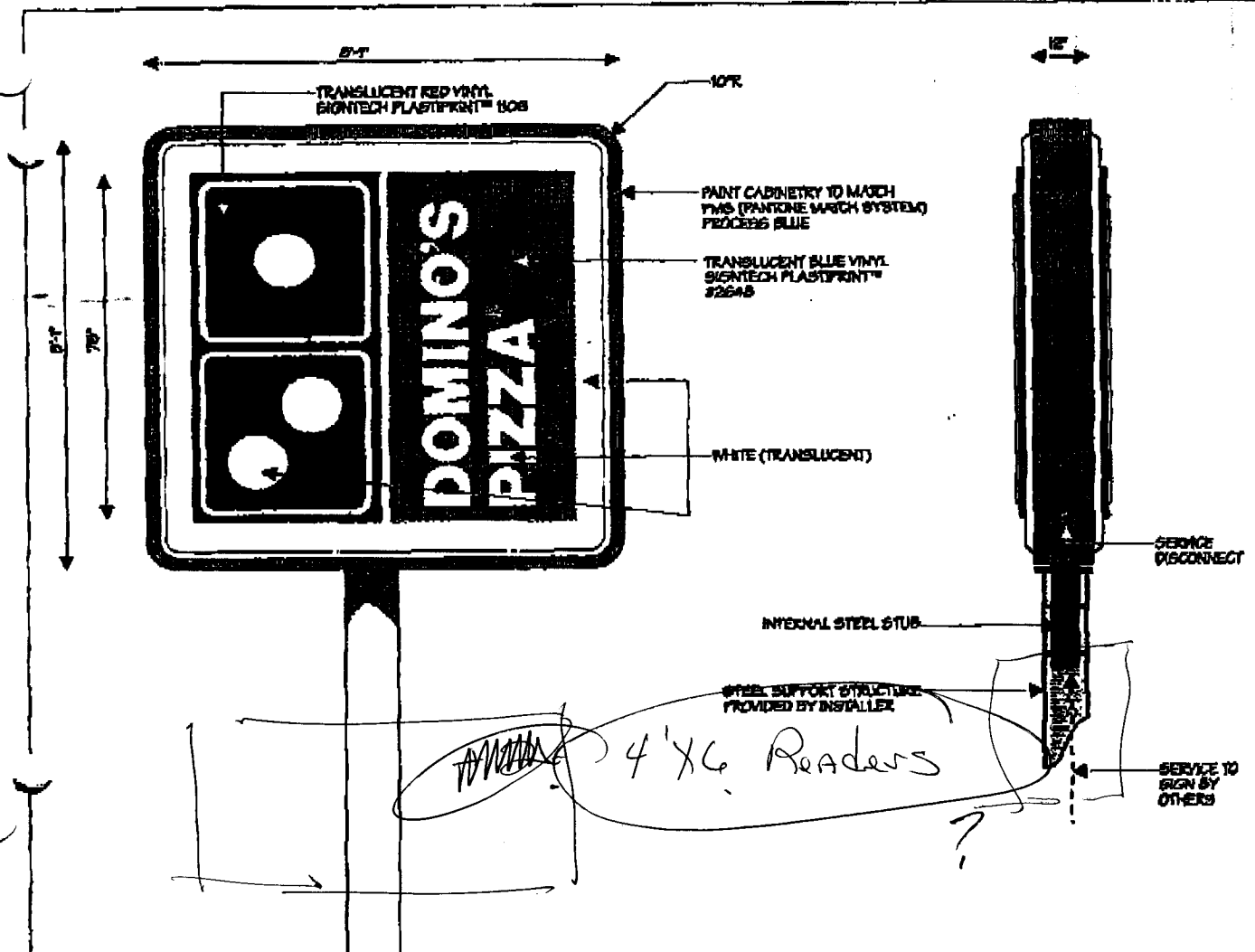
Existing Signage/Type		
<u>1 FS Sign</u>	<u>88</u>	Sq Ft
_____	_____	Sq Ft
_____	_____	Sq Ft
Total Existing:	<u>88</u>	Sq Ft

FOR OFFICE USE ONLY:	
Signage Allowed on Parcel	
Building _____	Sq Ft
Free-Standing _____	Sq Ft
Total Allowed:	<u>112.5</u> Sq Ft

COMMENTS: _____

NOTE: No sign may exceed 300 square feet. A separate sign permit is required for each sign. Attach a sketch of proposed and existing signage including types, dimensions, lettering, abutting streets, alleys, easements, property lines, and locations. All signs require a separate permit from the Building Department.

[Signature] 1-27-94 [Signature] 1/26/94
Applicant's Signature Date Approved By Date



4' x 6' Readers

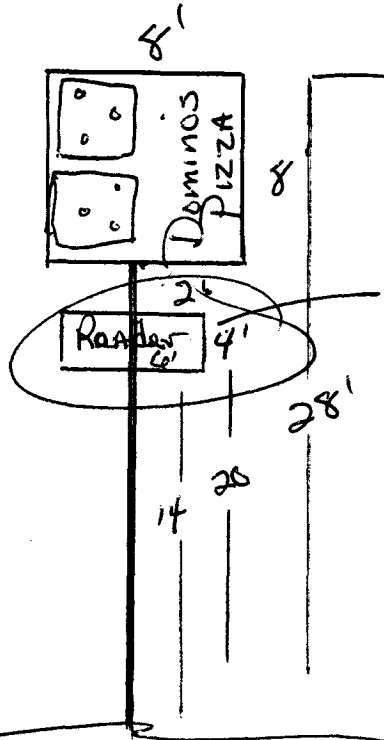
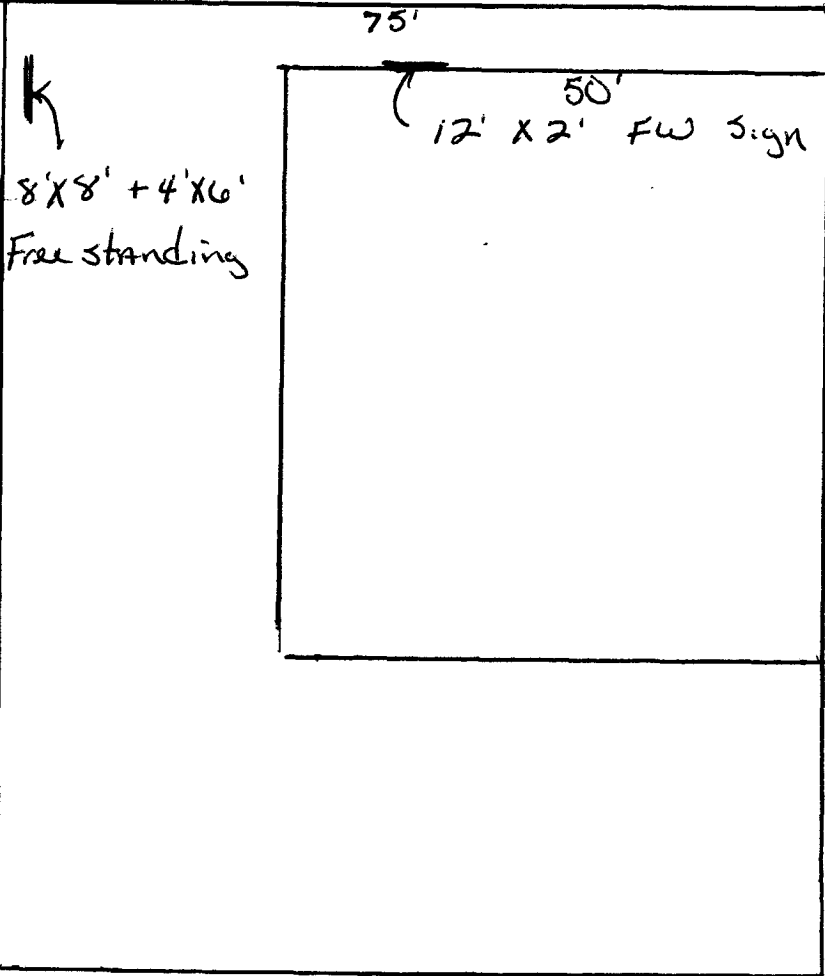
GENERAL SPECIFICATIONS

ALLEN DISPLAYS, INC. SHALL MANUFACTURE F.O.B. GREENSBORO, NC. SIGN UNITS AS SHOWN. SIGN ILLUSTRATED IS SIZED @ 65.33 SQUARE FOOT AREA. CABINET DIMENSIONS SHALL BE 8.083' x 8.083' x 12". SIGN CABINETS ARE CONSTRUCTED FROM ALLEN 10.5" ALUMINUM FRAMING EXTRUSION WITH MATCHING 2" FACE RETENTION EXTRUSIONS. ONE SIDE SHALL FEATURE HINGED RETENTION FOR SERVICE ACCESS. CABINETS ARE INTERNALLY ILLUMINATED UTILIZING HIGH OUTPUT FLUORESCENT LAMPS POWERED OFF BOOMA BALLASTS, NOTE SERVICE ACCESS SWITCH ON CABINET RETURN (ABOVE). FACES SHALL BE PAR SUSPENDED .187" THICKNESS ACRYSTEEL™ WITH CUSTOM EMBOSSEMENT AS SHOWN. FACE COLORS ARE ALL APPLIED SECOND SURFACE USING TRANSLUCENT VINYL. NOTE THAT ALL MOLD CORNERS ARE ROUNDED.


ALLEN DISPLAYS, INC.



1
2
3
4
5
6
7
8
9
10
11
12
13
14
15
16
17
18
19
20
21
22
23
24
25
26
27
28



4' x 6' ?



24
64
88
24
64
88

1
88
24
112