



SIGN PERMIT

Community Development Department
250 North 5th Street
Grand Junction, CO 81501
(303) 244-1430

PERMIT NO. _____
Date Submitted 6/15/94
FEE \$ 10.00
Tax Schedule 2945-103-00-058
Zone C-2

BUSINESS NAME CAL SPAS CONTRACTOR SOYDOUGH SIGN
STREET ADDRESS 2510 HWY 6/50 LICENSE NO 2926521
PROPERTY OWNER BROADWAY DEVELOPMENT ADDRESS 2223 H RD G.S. CO.
OWNER ADDRESS P.O. Box 1962 TELEPHONE NO 243-5013
G.S. CO. 81502

- 1. FLUSH WALL 2 Square Feet per Linear Foot of Building Facade
- 2. ROOF 2 Square Feet per Linear Foot of Building Facade
- 3. FREE-STANDING 2 Traffic Lanes - 0.75 Square Feet x Street Frontage
4 or more Traffic Lanes - 1.5 Square Feet x Street Frontage
- 4. PROJECTING 0.5 Square Feet per each Linear Foot of Building Facade
- 5. OFF-PREMISE See #3 Spacing Requirements; Not > 300 Square Feet or < 15 Square Feet

Externally Illuminated Internally Illuminated Non-Illuminated

- (1 - 5) Area of Proposed Sign 60[#] Square Feet
- (1,2,4) Building Facade _____ Linear Feet
- (1 - 4) Street Frontage 200 Linear Feet
- (2,4,5) Height to Top of Sign 12' Feet Clearance to Grade 7' Feet
- (5) Distance from all Existing Off-Premise Signs within 600 Feet _____ Feet

Existing Signage/Type

<u>2 4x8 BLDG.</u>	<u>48[#]</u>	Sq Ft
<u>SIGNS</u>		Sq Ft
		Sq Ft
		Sq Ft
Total Existing:	<u>48[#]</u>	Sq Ft

FOR OFFICE USE ONLY:	
Signage Allowed on Parcel	
Building _____	Sq Ft
Free-Standing <u>300</u>	Sq Ft
Total Allowed: <u>300</u>	Sq Ft

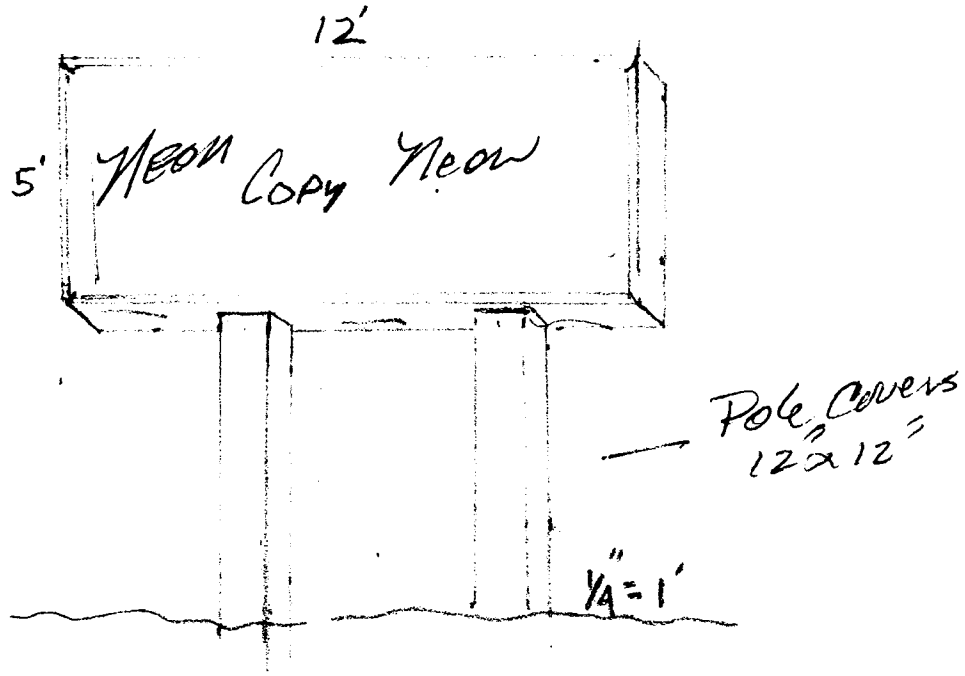
COMMENTS: 2 existing building signs must have a separate permit

NOTE: No sign may exceed 300 square feet. A separate sign permit is required for each sign. Attach a sketch of proposed and existing signage including types, dimensions, lettering, abutting streets, alleys, easements, property lines, and locations. All signs require a separate permit from the Building Department.


Brian Swanson 6/15/94 Kathy Porter 6/15/94
Applicant's Signature Date Approved By Date

Double sided Neon


(2)



DETAIL OF RAISED BORDER AT CORNER



~~Neon~~
+ seting



60 #
TOTAL

12'

C 46
a 26
l 28
S 46
p 40
a 28
s 28
tree 52 by 28
S'



