



SIGN PERMIT

Community Development Department
250 North 5th Street
Grand Junction, CO 81501
(303) 244-1430

PERMIT NO. 7
Date Submitted 9-1-95
FEE \$ 25.00
Tax Schedule 2945-143-03-009
Zone B-3 04-006

BUSINESS NAME Colorado National Bank
STREET ADDRESS 422 White
PROPERTY OWNER Same
OWNER ADDRESS Same

CONTRACTOR Gordon Sign Company
LICENSE NO 2950512
ADDRESS 2930 W 9th Ave Denver CO 80204
TELEPHONE NO 303-629-6121

- 1. FLUSH WALL 2 Square Feet per Linear Foot of Building Facade
- 2. ROOF 2 Square Feet per Linear Foot of Building Facade
- 3. FREE-STANDING 2 Traffic Lanes - 0.75 Square Feet x Street Frontage
4 or more Traffic Lanes - 1.5 Square Feet x Street Frontage
- 4. PROJECTING 0.5 Square Feet per each Linear Foot of Building Facade
- 5. OFF-PREMISE See #3 Spacing Requirements; Not > 300 Square Feet or < 15 Square Feet

Externally Illuminated Internally Illuminated Non-Illuminated

- (1 - 5) Area of Proposed Sign 60 Square Feet
- (1,2,4) Building Facade 115' Linear Feet
- (1 - 4) Street Frontage 400' Linear Feet White St.
- (2,4,5) Height to Top of Sign _____ Feet Clearance to Grade _____ Feet
- (5) Distance from all Existing Off-Premise Signs within 600 Feet _____ Feet

Existing Signage/Type

D/F ground at 4'-7" x 5'-6" 25 Sq Ft (White)
~~D/F ground at 4'-7" x 5'-6" 25~~ Sq Ft
 _____ Sq Ft
Total Existing: 25 Sq Ft

FOR OFFICE USE ONLY:		
<u>White Avenue</u>		
Signage Allowed on Parcel		
Building	<u>230</u>	Sq Ft
Free-Standing	<u>300</u>	Sq Ft
Total Allowed:	<u>300</u>	Sq Ft

COMMENTS: move existing sign from the ATM
drive-up to the main building.


NOTE: No sign may exceed 300 square feet. A separate sign permit is required for each sign. Attach a sketch of proposed and existing signage including types, dimensions, lettering, abutting streets, alleys, easements, property lines, and locations. All signs require a separate permit from the Building Department.

Duane Ramsey
Applicant's Signature

9-1-95
Date

[Signature]
Approved By

9-1-95
Date




(C)

New 12' x 4' S/F



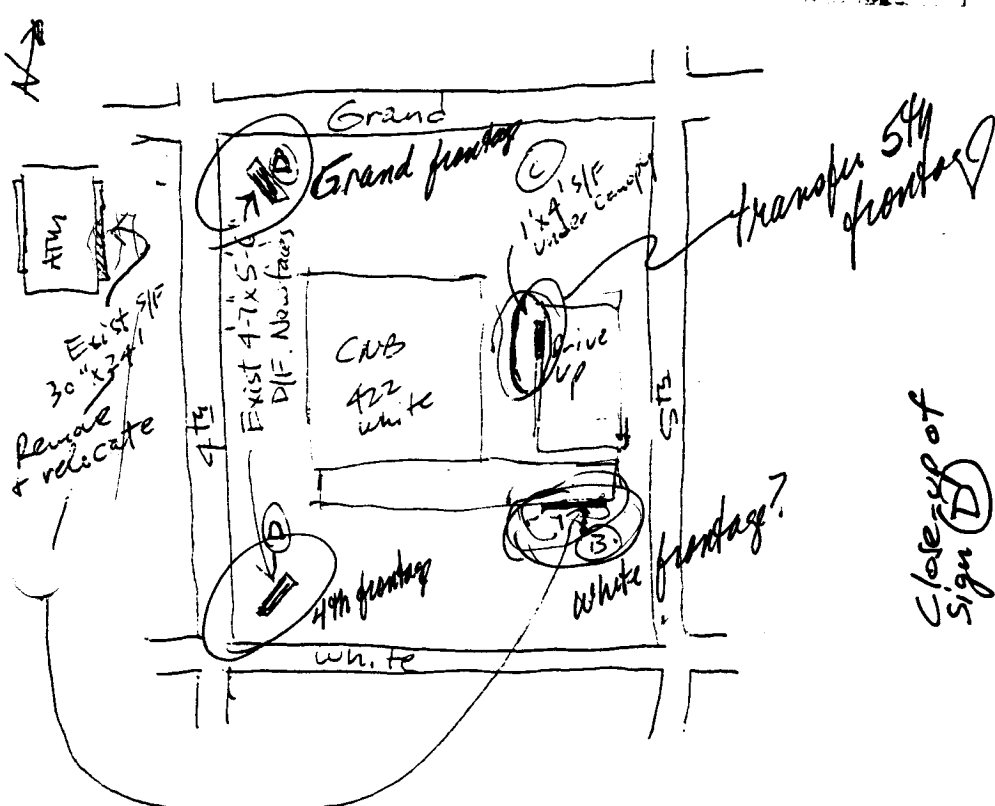
(B)

2'-6" x 24' S/F



(D)

Typical of two (2)

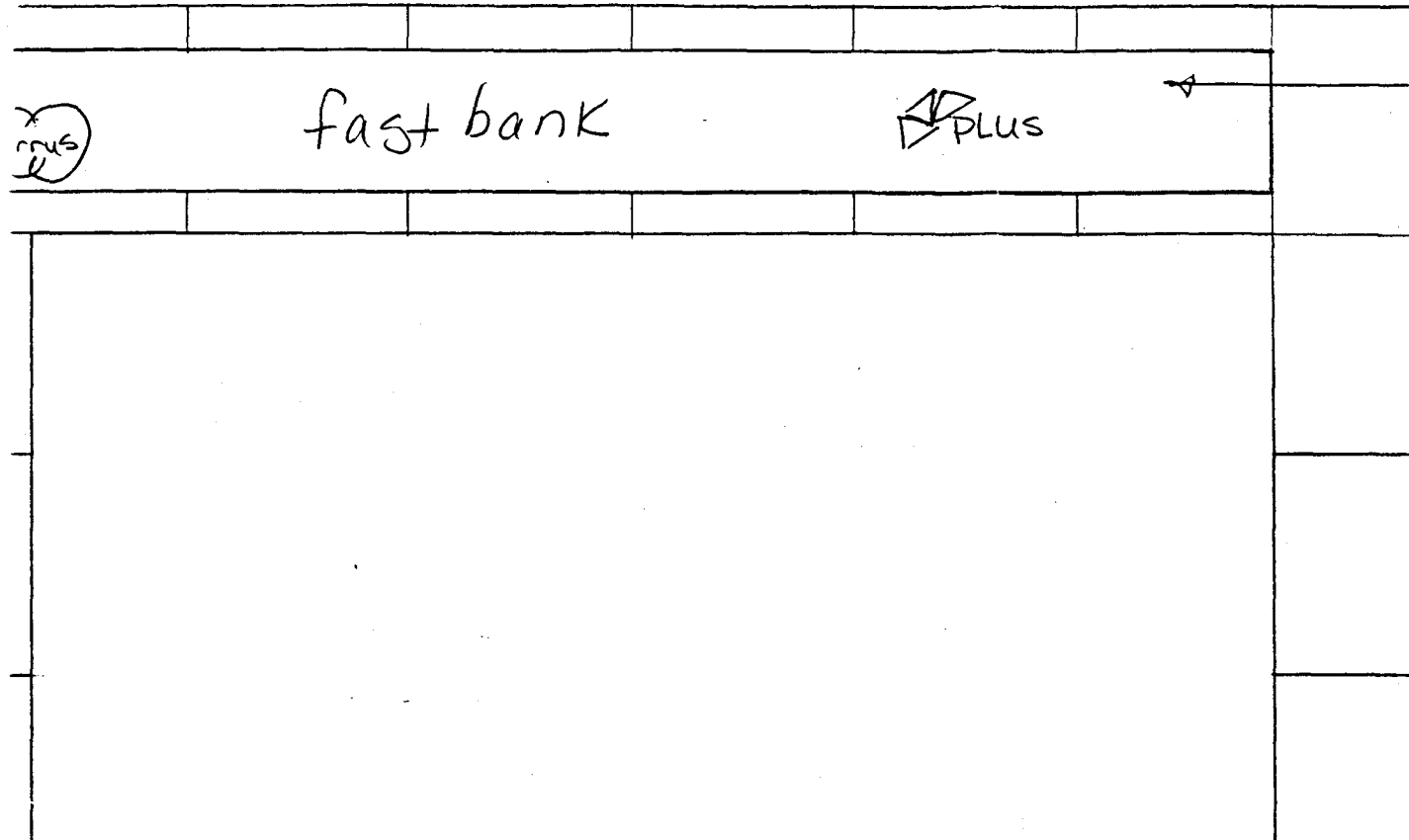


transfer sign from here

Close up of Sign (D)

Colorado National Bank

24'-0"



RELOCATE EXISTING CABINET FROM ATM. ACROSS THE STREET. FLUSH MOUNT ON PRECAST FASCIA.

GORDON SIGN COMPANY WILL ENDEAVOR TO CLOSELY MATCH COLORS, INCLUDING PMS, WHERE SPECIFIED. WE CANNOT GUARANTEE EXACT MATCHES DUE TO VARYING COMPATIBILITY OF SURFACE MATERIALS AND PAINTS USED.

• THIS DESIGN IS THE EXCLUSIVE PROPERTY OF GORDON SIGN CO. AND CANNOT BE REPRODUCED EITHER IN WHOLE OR IN PART WITHOUT THEIR WRITTEN CONSENT.



SCALE: NOTED	APPROVED BY:	DRAWN BY KF
DATE: 7/17/95		REVISED
COLD. NTL. BANK / 422 WHITE GRAND INC		
LILEY / TISCHER		DRAWING NUMBER 28681-2

B APPROX. SOUTH ELEVATION

3/8"=1'-0"

SHEET # 2