



SIGN PERMIT

Community Development Department
250 North 5th Street
Grand Junction, CO 81501
(970) 244-1430

Permit No. _____
Date Submitted 12-1-96
FEE \$ 5⁰⁰
Tax Schedule 2945-141-19-009
Zone B-3

BUSINESS NAME The Park Plaza Building CONTRACTOR The Sign Source, Inc.
STREET ADDRESS 721-737-7443 N. 12th LICENSE NO. 2960834
PROPERTY OWNER The Earl Dean Smith Family Trust ADDRESS 737 N. 12th Street
OWNER ADDRESS P.O. Box 6146, Parachute, CO TELEPHONE NO. 257-1000

- 1. FLUSH WALL 2 Square Feet per Linear Foot of Building Facade
- Face Change Only (2,3 & 4):
- [] 2. ROOF 2 Square Feet per Linear Foot of Building Facade
- [] 3. FREE-STANDING 2 Traffic Lanes - 0.75 Square Feet x Street Frontage
- 4 or more Traffic Lanes - 1.5 Square Feet x Street Frontage
- [] 4. PROJECTING 0.5 Square Feet per each Linear Foot of Building Facade

Sign (C)

[] Existing Externally or Internally Illuminated - No Change in Electrical Service Non-Illuminated

- (1 - 4) Area of Proposed Sign 32 Square Feet
- (1,2,4) Building Facade 51 Linear Feet Alley
- (1 - 4) Street Frontage 53 Linear Feet Alley
- (2,4) Height to Top of Sign — Feet Clearance to Grade — Feet

Existing Signage/Type:	
<u>Roof</u>	<u>144</u> Sq. Ft.
<u>Flush wall</u>	<u>27</u> Sq. Ft.
	Sq. Ft.
Total Existing:	<u>—</u> Sq. Ft.

● FOR OFFICE USE ONLY ●		
Signage Allowed on Parcel: <u>HILL AVE</u>		
Building	<u>102</u>	Sq. Ft.
Free-Standing	<u>41.25</u>	Sq. Ft.
Total Allowed:	<u>102</u>	Sq. Ft.

COMMENTS: Sign allowance to be transferred from ~~HILL AVE~~ Hill Ave to alley

NOTE: No sign may exceed 300 square feet. A separate sign permit is required for each sign. Attach a sketch of proposed and existing signage including types, dimensions, lettering, abutting streets, alleys, easements, property lines, and locations.

The Sign Source, Inc.
Terry D. Monte 12/5/96 [Signature] 12/4/96
Applicant's Signature Date Community Development Approval Date

(White: Community Development) (Canary: Applicant) (Pink: Code Enforcement)

11/8/96
Sign C

Park Plaza

WORLD SAVINGS

THE **Sign Source**


CASH Company



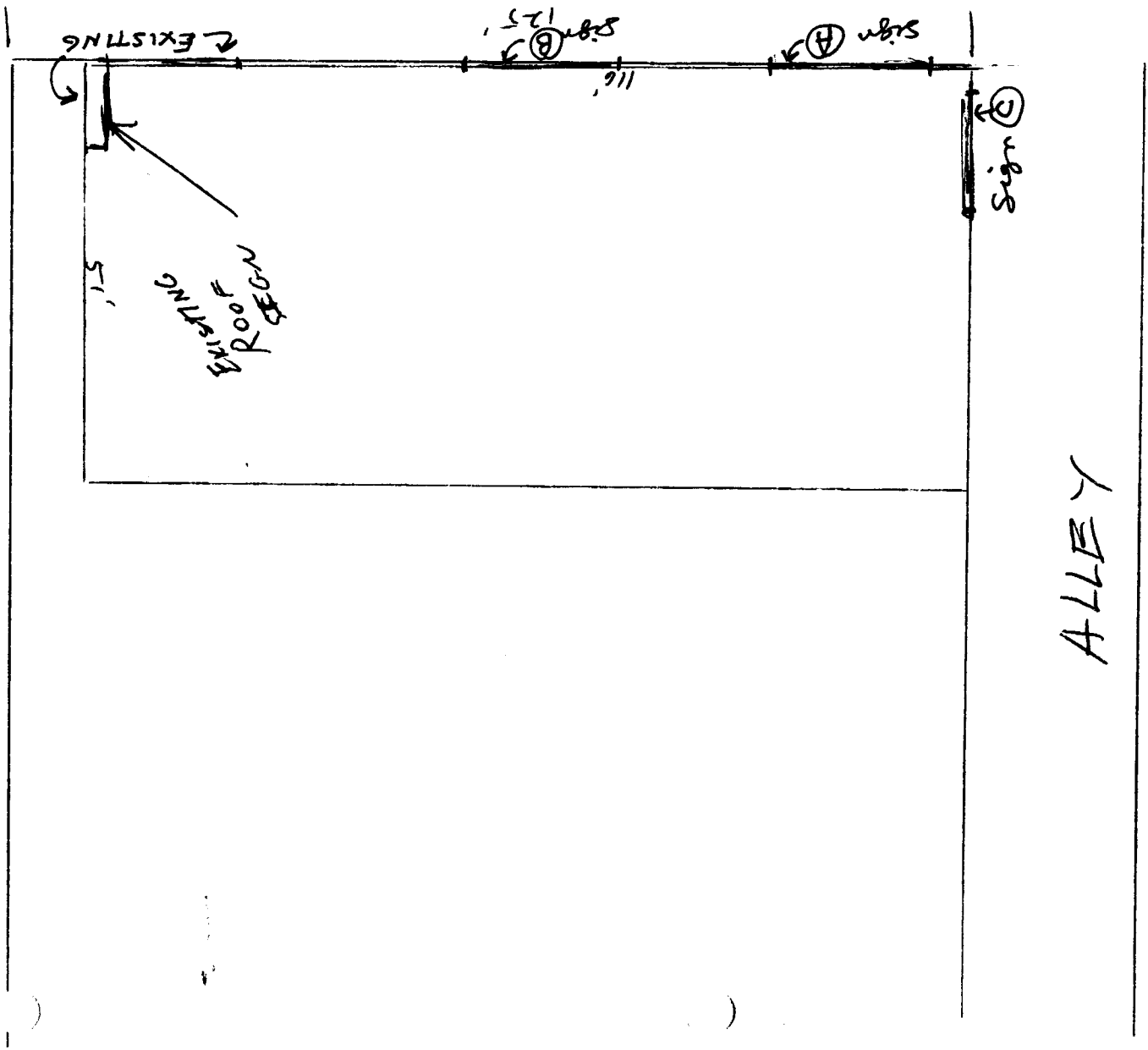
PARKING



HILL

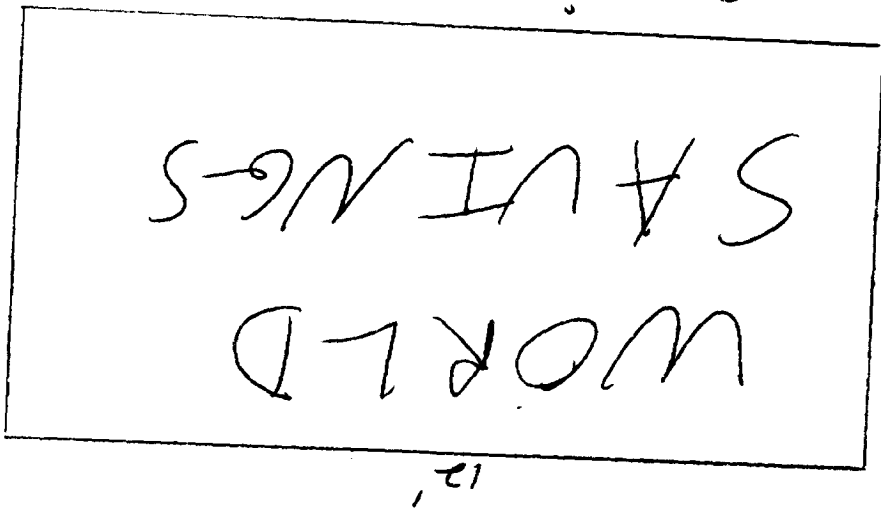


12th Street




EXISTING SIGNAGE

The Park Plaza Building
12th Street & Hill Ave.



Roof Sign
6' x 12' x 2 sides = 144 sq. ft.



Channel Letters - Flat wall
1.5' x 18' = 27 sq ft.

Channel Letters facing on 12th Street & Hill Ave.