



SIGN CLEARANCE

Community Development Department
 250 North 5th Street
 Grand Junction, CO 81501
 (970) 244-1430

Clearance No. 068101
 Date Submitted 5-15-98
 FEE\$ 25⁰⁰
 Tax Schedule 2947-357-00-942
 Zone P2

BUSINESS NAME Wingate Elem. School
 STREET ADDRESS 355 Camp Road
 PROPERTY OWNER District 51
 OWNER ADDRESS _____

CONTRACTOR Young Electric Sign Co.
 LICENSE NO. J 2970755
 ADDRESS 2393 F 1/2 Rd
 TELEPHONE NO. 970-242-7880

- 1. FLUSH WALL 2 Square Feet per Linear Foot of Building Facade
- 2. ROOF 2 Square Feet per Linear Foot of Building Facade
- 3. FREE-STANDING 2 Traffic Lanes - 0.75 Square Feet x Street Frontage
4 or more Traffic Lanes - 1.5 Square Feet x Street Frontage
- 4. PROJECTING 0.5 Square Feet per each Linear Foot of Building Facade
- 5. OFF-PREMISE See #3 Spacing Requirements; Not > 300 Square Feet or < 15 Square Feet

Externally Illuminated Internally Illuminated Non-Illuminated

- (1 - 5) Area of Proposed Sign 24 Square Feet
- (1,2,4) Building Facade ? Linear Feet
- (1 - 4) Street Frontage 805 Linear Feet
- (2,4,5) Height to Top of Sign 8 Feet Clearance to Grade 5 Feet
- (5) Distance from all Existing Off-Premise Signs within 600 Feet _____ Feet

Existing Signage/Type:	
	Sq. Ft.
	Sq. Ft.
	Sq. Ft.
Total Existing:	<u>0</u> Sq. Ft.

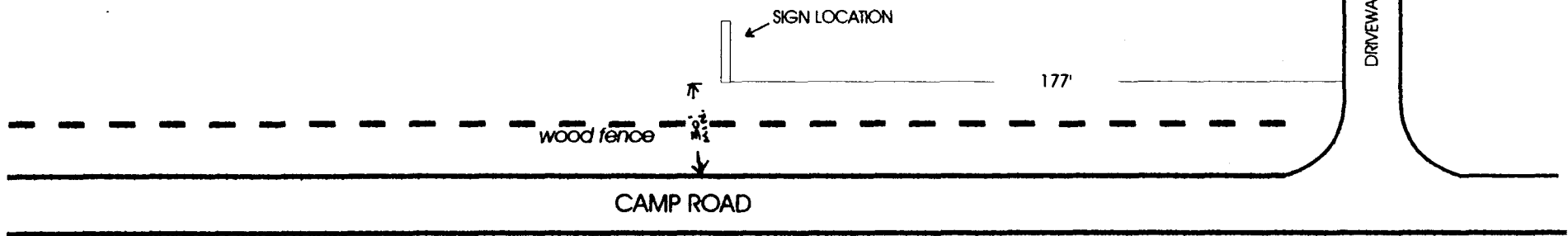


● FOR OFFICE USE ONLY ●	
Signage Allowed on Parcel:	
Building	Sq. Ft.
Free-Standing	<u>603</u> Sq. Ft.
Total Allowed:	<u>300</u> Sq. Ft.

COMMENTS: _____

NOTE: No sign may exceed 300 square feet. A separate sign clearance is required for each sign. Attach a sketch of proposed and existing signage including types, dimensions, lettering, abutting streets, alleys, easements, property lines, and locations. **A SEPARATE PERMIT FROM THE BUILDING DEPARTMENT IS REQUIRED.**

[Signature] 5/19/98 [Signature] 5/15/98
 Applicant's Signature Date Community Development Approval Date

(White: Community Development) (Canary: Applicant) (Pink: Building Dept) (Goldenrod: Code Enforcement)



PARTIAL SITE PLAN N.T.S.

COLORADO CONTRACTOR LICENSE NO. 12014

	PROD. APPROVAL	DATE	BY	DRAWINGS	DESIGN NO.	SHEET NO.	SCALE	DATE	BY	FIRM NAME/LOCATIO
	CLERK			ORIG. DES.		2 OF 2	NONE			WINGATE ELEMENTAR
	DES.			REVISIONS						