



SIGN CLEARANCE

Community Development Department
250 North 5th Street
Grand Junction, CO 81501
(970) 244-1430

Clearance No. _____
Date Submitted 9-23-98
FEE \$ 25⁰⁰
Tax Schedule 2945-134-03-050
Zone C-2

BUSINESS NAME ULTRA BOND CONTRACTOR ARLO'S SIGN DESIGNS
STREET ADDRESS ~~3270 2458 Highway 630~~ LICENSE NO. 2970525
PROPERTY OWNER I-70B ADDRESS 328 MARKET WY.
OWNER ADDRESS _____ TELEPHONE NO. 434-0939

- 1. FLUSH WALL 2 Square Feet per Linear Foot of Building Facade
- 2. ROOF 2 Square Feet per Linear Foot of Building Facade
- 3. FREE-STANDING 2 Traffic Lanes - 0.75 Square Feet x Street Frontage
4 or more Traffic Lanes - 1.5 Square Feet x Street Frontage
- 4. PROJECTING 0.5 Square Feet per each Linear Foot of Building Facade
- 5. OFF-PREMISE See #3 Spacing Requirements; Not > 300 Square Feet or < 15 Square Feet

Externally Illuminated Internally Illuminated Non-Illuminated

- (1 - 5) Area of Proposed Sign 32 Square Feet
- (1,2,4) Building Facade - Linear Feet
- (1 - 4) Street Frontage 110' Linear Feet
- (2,4,5) Height to Top of Sign 19' Feet Clearance to Grade 12' Feet
- (5) Distance from all Existing Off-Premise Signs within 600 Feet _____ Feet

Face change only

Existing Signage/Type:	
<u>* see Attached</u>	Sq. Ft.
<u>PAPER</u>	Sq. Ft.
	Sq. Ft.
Total Existing:	<u>115</u> Sq. Ft.


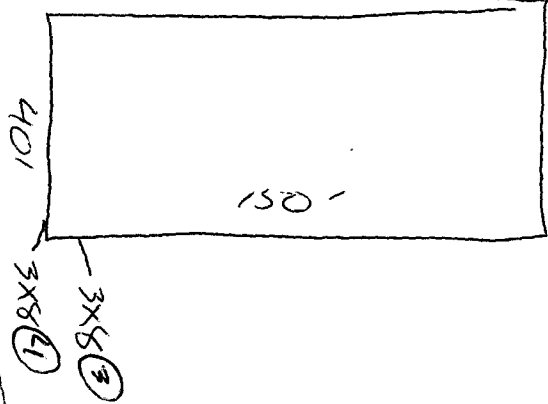
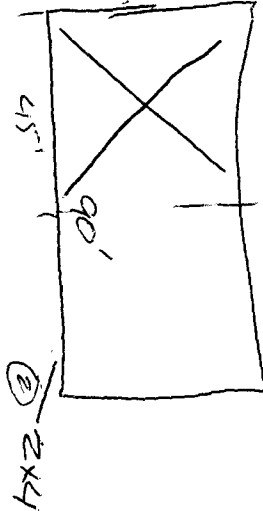
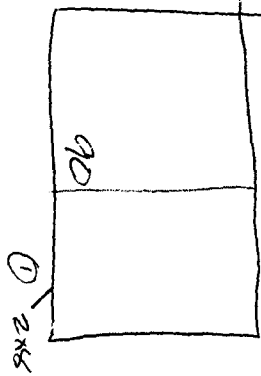
● FOR OFFICE USE ONLY ●		
Signage Allowed on Parcel:		
Building	<u>-</u>	Sq. Ft.
Free-Standing	<u>165</u>	Sq. Ft.
Total Allowed:	<u>165</u>	Sq. Ft.

COMMENTS:

NOTE: No sign may exceed 300 square feet. A separate sign clearance is required for each sign. Attach a sketch of proposed and existing signage including types, dimensions, lettering, abutting streets, alleys, easements, property lines, and locations. **A SEPARATE PERMIT FROM THE BUILDING DEPARTMENT IS REQUIRED.**

[Signature] 9/23/98 Mike Pelletier 9/23/98
Applicant's Signature Date Community Development Approval Date

(White: Community Development) (Canary: Applicant) (Pink: Building Dept) (Goldenrod: Code Enforcement)



6450

- ① 2x8 - 16 sq ft
 - ② 2x4 - 8
 - ③ 3x8 - 24
 - ④ 3x8 - 16
 - ⑤ 2x8 - 27
 - ⑥ 3x9 - 27
-
- 115 sq ft total

CRACK

RESISTANT

WINDSHIELDS

4x8 Replace
existing sign
faces