



A

SIGN CLEARANCE

Community Development Department
250 North 5th Street
Grand Junction, CO 81501
(970) 244-1430

Clearance No. U7074
Date Submitted 9/28/98
FEE \$ 25.00
Tax Schedule 2943-182-00-063
Zone C-1

BUSINESS NAME SOLARUS SQUARE CONTRACTOR SIGN GALLERY
STREET ADDRESS 2829 NORTH AVE. LICENSE NO. 2980251
PROPERTY OWNER STUART SIDNEY ADDRESS 1048 - INDEPENDENT AVE #A-109
OWNER ADDRESS PO BOX 1568 VICTORVILLE CA 92393 TELEPHONE NO. 241-6400

- 1. FLUSH WALL 2 Square Feet per Linear Foot of Building Facade
- 2. ROOF 2 Square Feet per Linear Foot of Building Facade
- 3. FREE-STANDING 2 Traffic Lanes - 0.75 Square Feet x Street Frontage
4 or more Traffic Lanes - 1.5 Square Feet x Street Frontage
- 4. PROJECTING 0.5 Square Feet per each Linear Foot of Building Facade
- 5. OFF-PREMISE See #3 Spacing Requirements; Not > 300 Square Feet or < 15 Square Feet

Externally Illuminated Internally Illuminated Non-Illuminated

- (1 - 5) Area of Proposed Sign 188 Square Feet North Ave.
- (1,2,4) Building Facade 128 Linear Feet
- (1 - 4) Street Frontage 128 Linear Feet
- (2,4,5) Height to Top of Sign 34 Feet Clearance to Grade 10 Feet
- (5) Distance from all Existing Off-Premise Signs within 600 Feet _____ Feet

Existing Signage/Type:	
<u>NONE</u>	Sq. Ft.
	Sq. Ft.
	Sq. Ft.
Total Existing:	Sq. Ft.

● FOR OFFICE USE ONLY ●		
Signage Allowed on Parcel:		
Building	<u>256</u>	Sq. Ft.
Free-Standing	<u>192</u>	Sq. Ft.
Total Allowed:	<u>256</u>	Sq. Ft.

COMMENTS: _____

NOTE: No sign may exceed 300 square feet. A separate sign clearance is required for each sign. Attach a sketch of proposed and existing signage including types, dimensions, lettering, abutting streets, alleys, easements, property lines, and locations. **A SEPARATE PERMIT FROM THE BUILDING DEPARTMENT IS REQUIRED.**

Ernest W Smith 9/28/98 Kathleen Porter 9/28/98
 Applicant's Signature Date Community Development Approval Date
 (White: Community Development) (Canary: Applicant) (Pink: Building Dept) (Goldenrod: Code Enforcement)



SIGN CLEARANCE

(B)

Community Development Department
250 North 5th Street
Grand Junction, CO 81501
(970) 244-1430

Clearance No. 107074
Date Submitted 9/28/98
FEES 5.00
Tax Schedule 2943-182-00-063
Zone C-1

BUSINESS NAME SOLARIUS SQUARE CONTRACTOR SIGN GALLERY
STREET ADDRESS 2829 NORTH AVE. LICENSE NO. 2980251
PROPERTY OWNER STUART SIDNEY ADDRESS 1048 INDEPENDENT AVE #A-109
OWNER ADDRESS PO BOX 1568 VICTORVILLE CA 92393 TELEPHONE NO. 241-6400

- 1. FLUSH WALL 2 Square Feet per Linear Foot of Building Facade
- 2. ROOF 2 Square Feet per Linear Foot of Building Facade
- 3. FREE-STANDING 2 Traffic Lanes - 0.75 Square Feet x Street Frontage
4 or more Traffic Lanes - 1.5 Square Feet x Street Frontage
- 4. PROJECTING 0.5 Square Feet per each Linear Foot of Building Facade
- 5. OFF-PREMISE See #3 Spacing Requirements; Not > 300 Square Feet or < 15 Square Feet

Externally Illuminated Internally Illuminated Non-Illuminated

- (1 - 5) Area of Proposed Sign 4268 Square Feet North Ave.
- (1,2,4) Building Facade 128 Linear Feet
- (1 - 4) Street Frontage 128 Linear Feet
- (2,4,5) Height to Top of Sign 16 Feet Clearance to Grade 12 Feet
- (5) Distance from all Existing Off-Premise Signs within 600 Feet _____ Feet


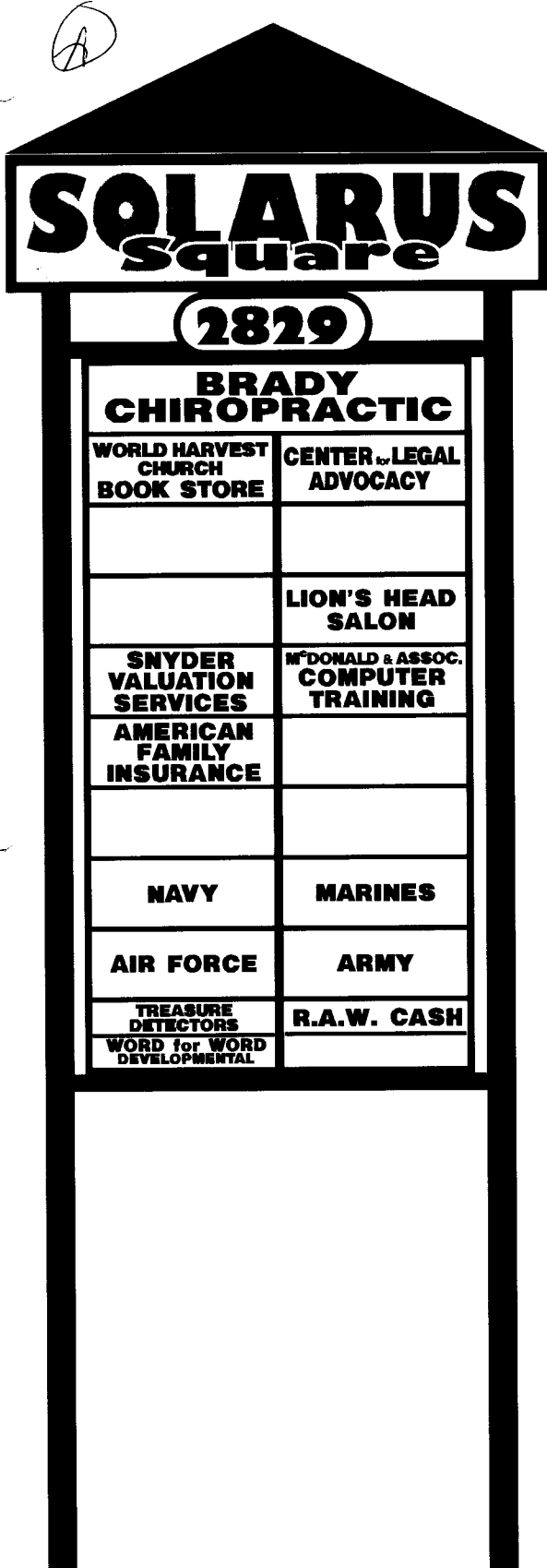
Existing Signage/Type:	
<u>FREE STANDING</u>	<u>188</u> Sq. Ft.
	Sq. Ft.
	Sq. Ft.
Total Existing:	<u>188</u> Sq. Ft.

● FOR OFFICE USE ONLY ●		
Signage Allowed on Parcel:		
Building	<u>256</u>	Sq. Ft.
Free-Standing	<u>192</u>	Sq. Ft.
Total Allowed:	<u>256</u>	Sq. Ft.

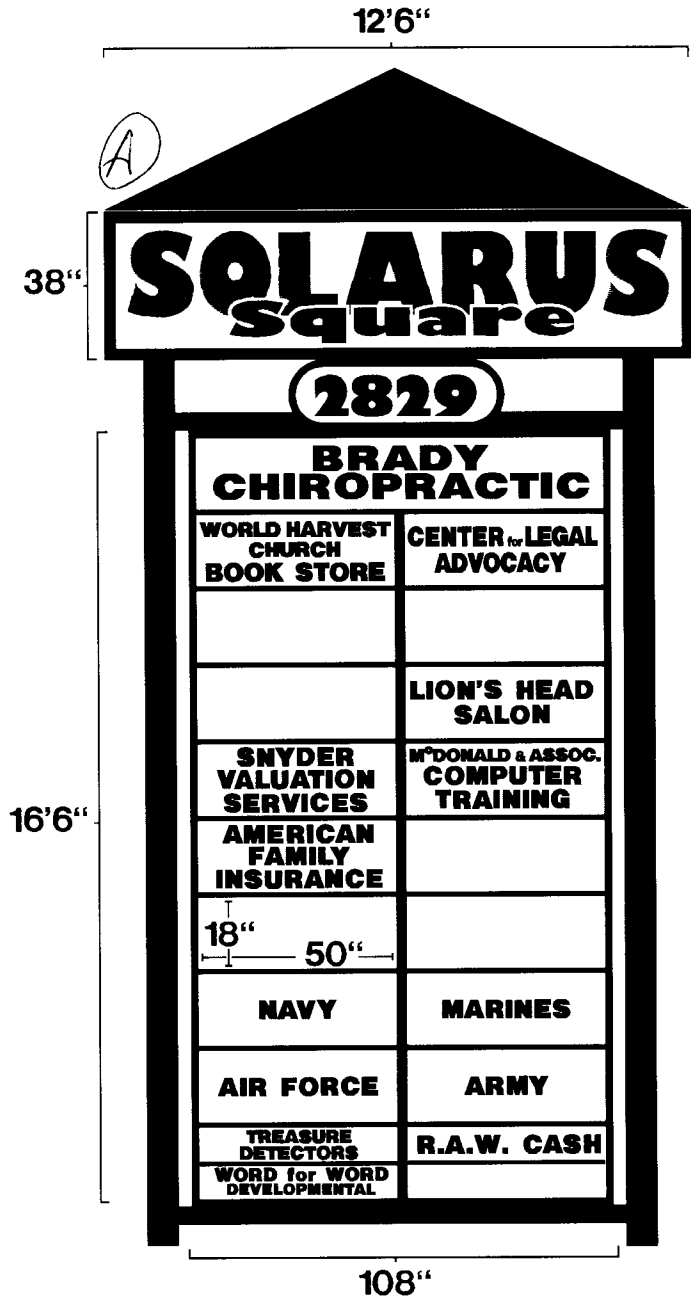
COMMENTS: _____

NOTE: No sign may exceed 300 square feet. A separate sign clearance is required for each sign. Attach a sketch of proposed and existing signage including types, dimensions, lettering, abutting streets, alleys, easements, property lines, and locations. **A SEPARATE PERMIT FROM THE BUILDING DEPARTMENT IS REQUIRED.**

Ernest W Smith 9/28/98 Kathleen Pearson 9/28/98
 Applicant's Signature Date Community Development Approval Date
 (White: Community Development) (Canary: Applicant) (Pink: Building Dept) (Goldenrod: Code Enforcement)



SIGN IS 34' TO THE TOP OF THE CANOPY & 10' OFF THE SLAB
 THE MAJORITY OF LETTERING, AS YOU SEE IT, IN THE PANELS IS 5" LETTERS.





NORTH AVE

28 1/4 ROAD

