



SIGN CLEARANCE

Barnes Elec. 1 of 2
2466 (A)

Community Development Department
250 North 5th Street
Grand Junction, CO 81501
(970) 244-1430

Clearance No.
Date Submitted 3/26/98
FEE \$ 25.00
Tax Schedule 2945-013.00.012
Zone B-1

BUSINESS NAME Grand Junction Family Federal Serv. CONTRACTOR Buds Signs
STREET ADDRESS 2708 Patterson LICENSE NO. 2980109
PROPERTY OWNER Same ADDRESS 1055 UTE Ave
OWNER ADDRESS Same TELEPHONE NO. 245-7700

- 1. FLUSH WALL 2 Square Feet per Linear Foot of Building Facade
- 2. ROOF 2 Square Feet per Linear Foot of Building Facade
- 3. FREE-STANDING 2 Traffic Lanes - 0.75 Square Feet x Street Frontage
4 or more Traffic Lanes - 1.5 Square Feet x Street Frontage
- 4. PROJECTING 0.5 Square Feet per each Linear Foot of Building Facade
- 5. OFF-PREMISE See #3 Spacing Requirements; Not > 300 Square Feet or < 15 Square Feet

Externally Illuminated Internally Illuminated Non-Illuminated

- (1 - 5) Area of Proposed Sign 50 Square Feet
- (1,2,4) Building Facade 36 Linear Feet
- (1 - 4) Street Frontage 100 Linear Feet 208 ft
- (2,4,5) Height to Top of Sign 15 Feet Clearance to Grade 10 Feet
- (5) Distance from all Existing Off-Premise Signs within 600 Feet N/A Feet

Existing Signage/Type:	Sq. Ft.
Total Existing:	

● FOR OFFICE USE ONLY ●		
Signage Allowed on Parcel: <u>Patterson Rd</u>		
Building	<u>72</u>	Sq. Ft.
Free-Standing	<u>312</u>	Sq. Ft.
Total Allowed:	<u>312</u>	Sq. Ft.

COMMENTS:

NOTE: No sign may exceed 300 square feet. A separate sign clearance is required for each sign. Attach a sketch of proposed and existing signage including types, dimensions, lettering, abutting streets, alleys, easements, property lines, and locations. **A SEPARATE PERMIT FROM THE BUILDING DEPARTMENT IS REQUIRED.**

Edward A. Canary 3/26/98 [Signature] 3/26/98
Applicant's Signature Date Community Development Approval Date

(White: Community Development) (Canary: Applicant) (Pink: Building Dept) (Goldenrod: Code Enforcement)



SIGN CLEARANCE

Banner
2466

(B) 2 of 2

Community Development Department
250 North 5th Street
Grand Junction, CO 81501
(970) 244-1430

Clearance No. 2466
Date Submitted 3/26/98
FEE \$ 5.00
Tax Schedule 2945-013.00.012
Zone B-1

BUSINESS NAME Grand Junction Family Funeral Serv. CONTRACTOR Buds Signs
STREET ADDRESS 2708 Patterson LICENSE NO. 2980109
PROPERTY OWNER Same ADDRESS 1055 Ute Ave
OWNER ADDRESS Same TELEPHONE NO. 245-7700

- 1. FLUSH WALL 2 Square Feet per Linear Foot of Building Facade
 - 2. ROOF 2 Square Feet per Linear Foot of Building Facade
 - 3. FREE-STANDING 2 Traffic Lanes - 0.75 Square Feet x Street Frontage
4 or more Traffic Lanes - 1.5 Square Feet x Street Frontage
 - 4. PROJECTING 0.5 Square Feet per each Linear Foot of Building Facade
 - 5. OFF-PREMISE See #3 Spacing Requirements; Not > 300 Square Feet or < 15 Square Feet
- Externally Illuminated Internally Illuminated Non-Illuminated

(1 - 5) Area of Proposed Sign 9 Square Feet
(1,2,4) Building Facade 36 Linear Feet
(1 - 4) Street Frontage 100 Linear Feet 208 ft.
(2,4,5) Height to Top of Sign 10 Feet Clearance to Grade 8 Feet
(5) Distance from all Existing Off-Premise Signs within 600 Feet N/A Feet

Existing Signage/Type:		
<u>Free Standing (A)</u>	<u>50</u>	Sq. Ft.
		Sq. Ft.
		Sq. Ft.
Total Existing:	<u>50</u>	Sq. Ft.


● FOR OFFICE USE ONLY ●		
Signage Allowed on Parcel: <u>Patterson Rd.</u>		
Building	<u>72</u>	Sq. Ft.
Free-Standing	<u>312</u>	Sq. Ft.
Total Allowed:	<u>312</u>	Sq. Ft.

COMMENTS: _____

NOTE: No sign may exceed 300 square feet. A separate sign clearance is required for each sign. Attach a sketch of proposed and existing signage including types, dimensions, lettering, abutting streets, alleys, easements, property lines, and locations. **A SEPARATE PERMIT FROM THE BUILDING DEPARTMENT IS REQUIRED.**

Edward A. Cuneo 3/26/98 [Signature] 3/26/98
Applicant's Signature Date Community Development Approval Date

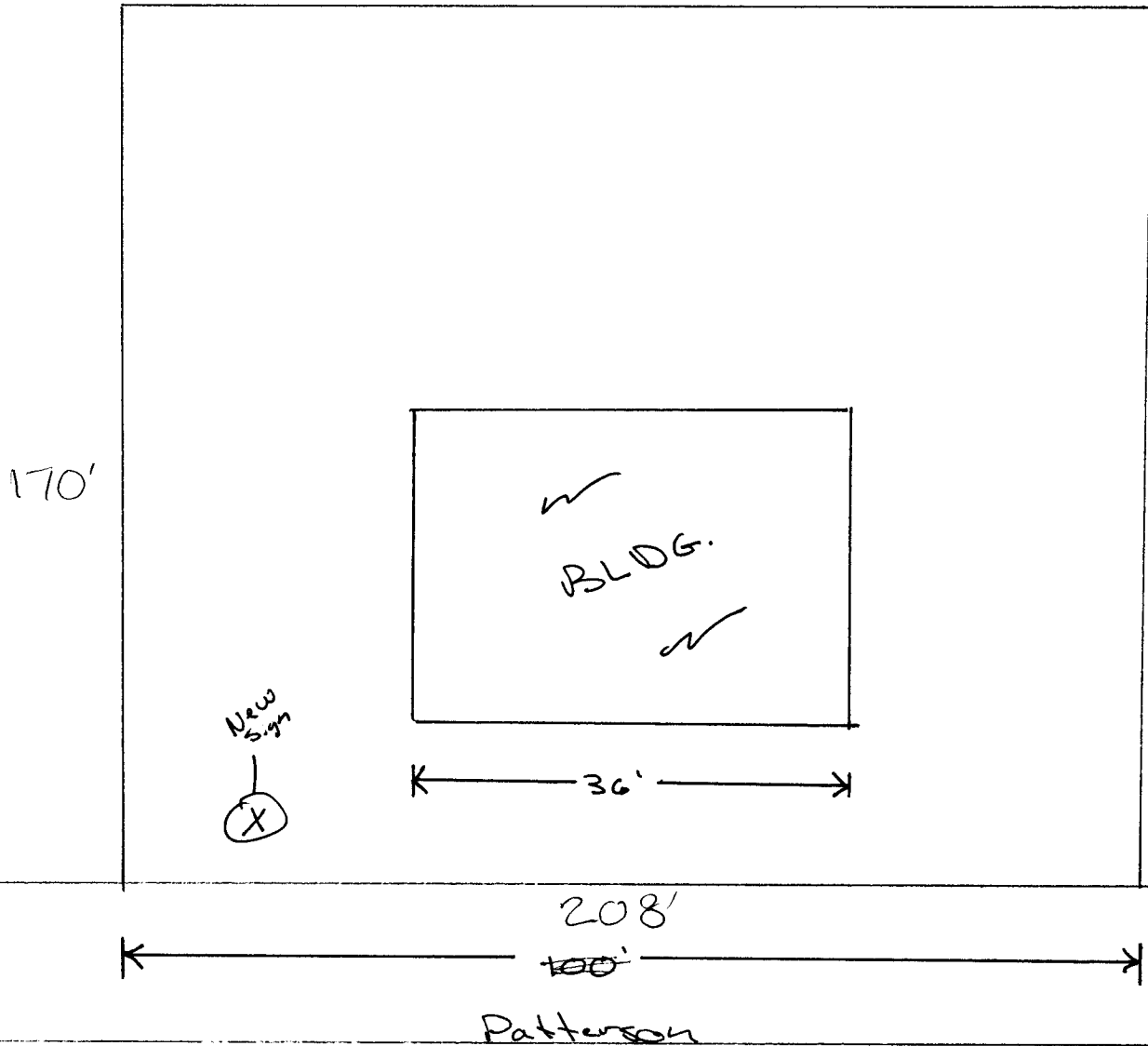
(White: Community Development) (Canary: Applicant) (Pink: Building Dept) (Goldenrod: Code Enforcement)



We Do Signs RIGHT!

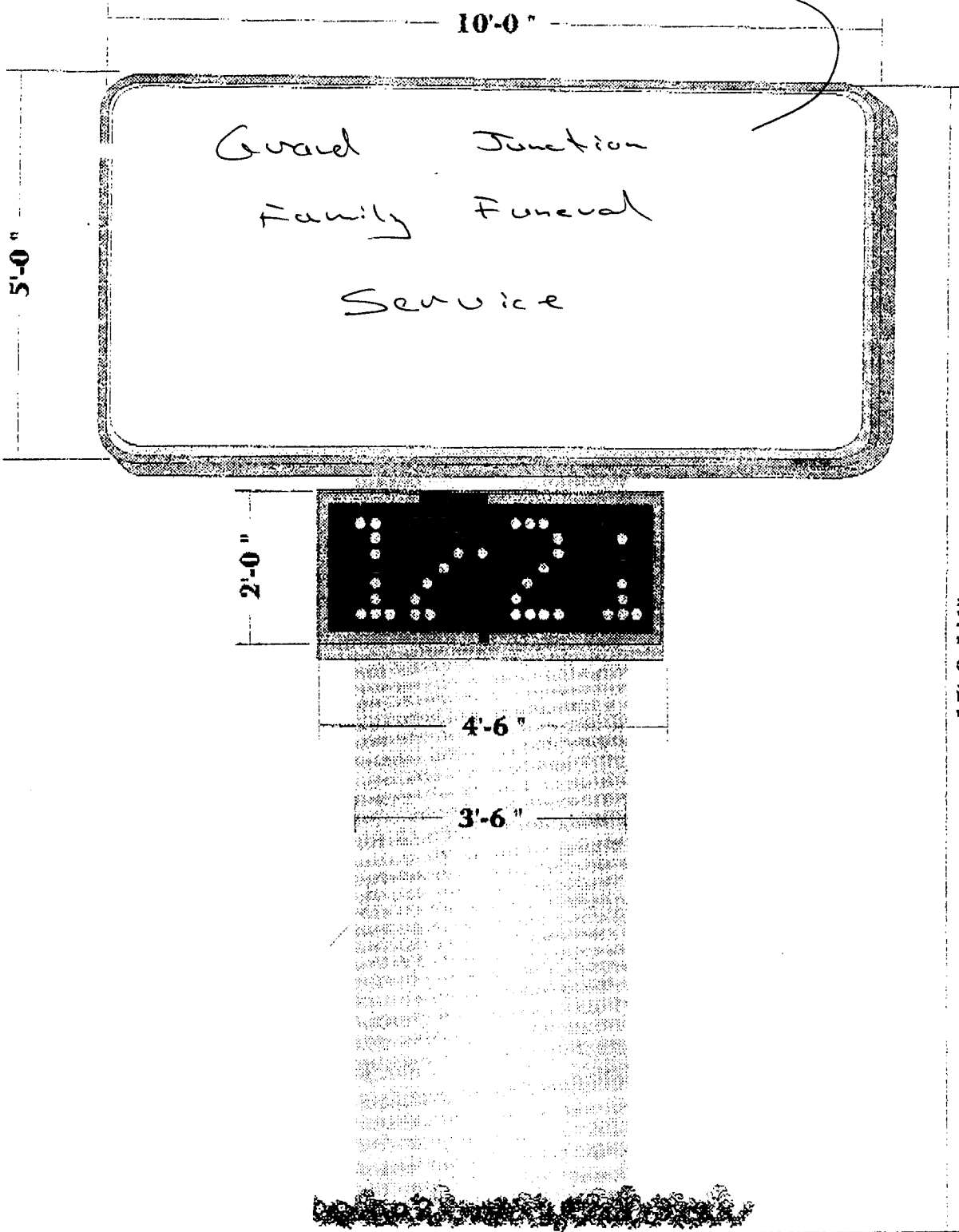


2708 Patterson



1055 Ute Avenue • Grand Junction, Colorado 81501 • 970-245-7700

A



10'-0"

5'-0"

Gravel Junction
Family Funeral
Service


2'-0"



4'-6"

3'-6"

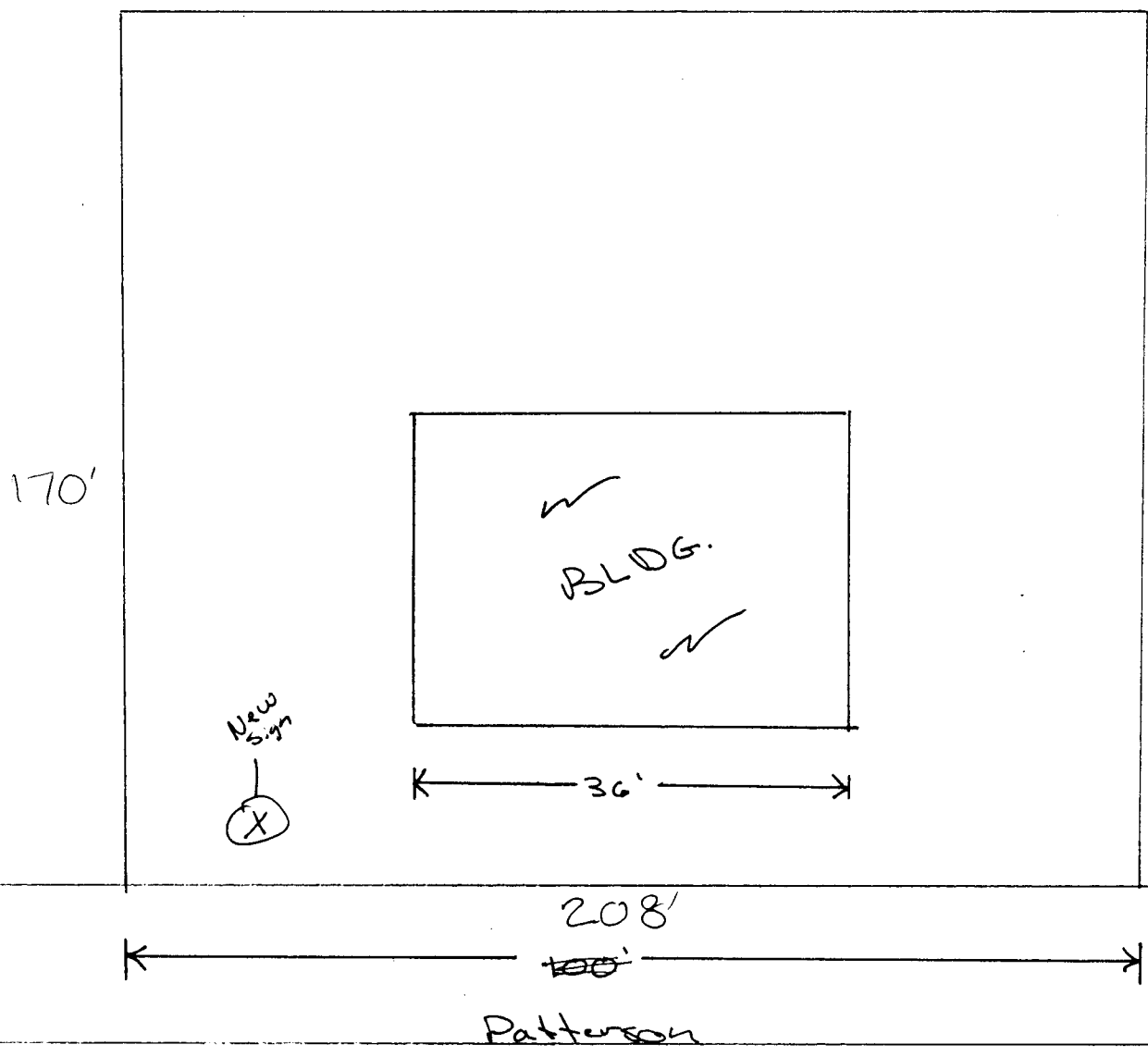
15'-0 1/4"



We Do Signs RIGHT!



2708 Patterson



1055 Ute Avenue • Grand Junction, Colorado 81501 • 970-245-7700