



# SIGN PERMIT

*no permit*

01 of 5

Community Development Department  
250 North 5th Street  
Grand Junction, CO 81501  
(970) 244-1430

Permit No. 68976  
Date Submitted 1-10-99  
FEE \$ 25.00  
Tax Schedule 2945-024-00-970  
Zone PB

6

BUSINESS NAME Family Practice Center  
St. Marys Hospital  
STREET ADDRESS 2721 De Witt 1190 Pa. 11220  
PROPERTY OWNER St. Marys Hospital  
OWNER ADDRESS 2635 No. 7th St.  
CONTRACTOR Summit Sign Co.  
LICENSE NO. 2960719  
ADDRESS 3207 S. 2nd, Englewood, CO 80110  
TELEPHONE NO. 303-788-1829

- 1. FLUSH WALL 2 Square Feet per Linear Foot of Building Facade
- Face Change Only (2,3 & 4):**
- 2. ROOF 2 Square Feet per Linear Foot of Building Facade
- 3. FREE-STANDING 2 Traffic Lanes - 0.75 Square Feet x Street Frontage *EXISTING, FACE CHANGE*  
4 or more Traffic Lanes - 1.5 Square Feet x Street Frontage
- 4. PROJECTING 0.5 Square Feet per each Linear Foot of Building Facade

Existing Externally or Internally Illuminated - No Change in Electrical Service  Non-Illuminated

- (1 - 4) Area of Proposed Sign 22.75 Square Feet
- (1,2,4) Building Facade 320 Linear Feet
- (1 - 4) Street Frontage 477 Linear Feet
- (2,4) Height to Top of Sign 4 Feet Clearance to Grade 0 Feet

Existing Signage/Type:	Sq. Ft.
<u>NONE</u>	
	Sq. Ft.
	Sq. Ft.
Total Existing:	Sq. Ft.

● FOR OFFICE USE ONLY ●	
Signage Allowed on Parcel:	<u>PB ZONE</u>
Building	Sq. Ft.
Free-Standing	Sq. Ft.
Total Allowed:	Sq. Ft.

COMMENTS: THIS IS FACE CHANGE ONLY

NOTE: No sign may exceed 300 square feet. A separate sign permit is required for each sign. Attach a sketch of proposed and existing signage including types, dimensions, lettering, abutting streets, alleys, easements, property lines, and locations.

Semra Kamb 1-10-99 [Signature] 1-27-99  
 Applicant's Signature Date Community Development Approval Date

(White: Community Development) (Canary: Applicant) (Pink: Code Enforcement)

Project: #R98398  
St. Mary's Life Center

Sign Type: Location: 01

Description: 42" x 78" replacement face for existing series 12, double faced illuminated sign. Routed aluminum face with copy to illuminate white.

Colors: Blue

Typeface: Logo Typestyle/Eras Medium

Qty: \_\_\_\_\_

Client Approval: \_\_\_\_\_

Date: \_\_\_\_\_

Scale: 3/4" = 1'-0" Drawn by: YMS

Date of origin: 07-10-98

Revision log:



This drawing and the ideas expressed remain the confidential property of INNERFACE. This drawing and its ideas are not to be reproduced, copied, or disclosed to any other person or entity, without the express written consent of a representative or an agent of INNERFACE Architectural Signage Inc.



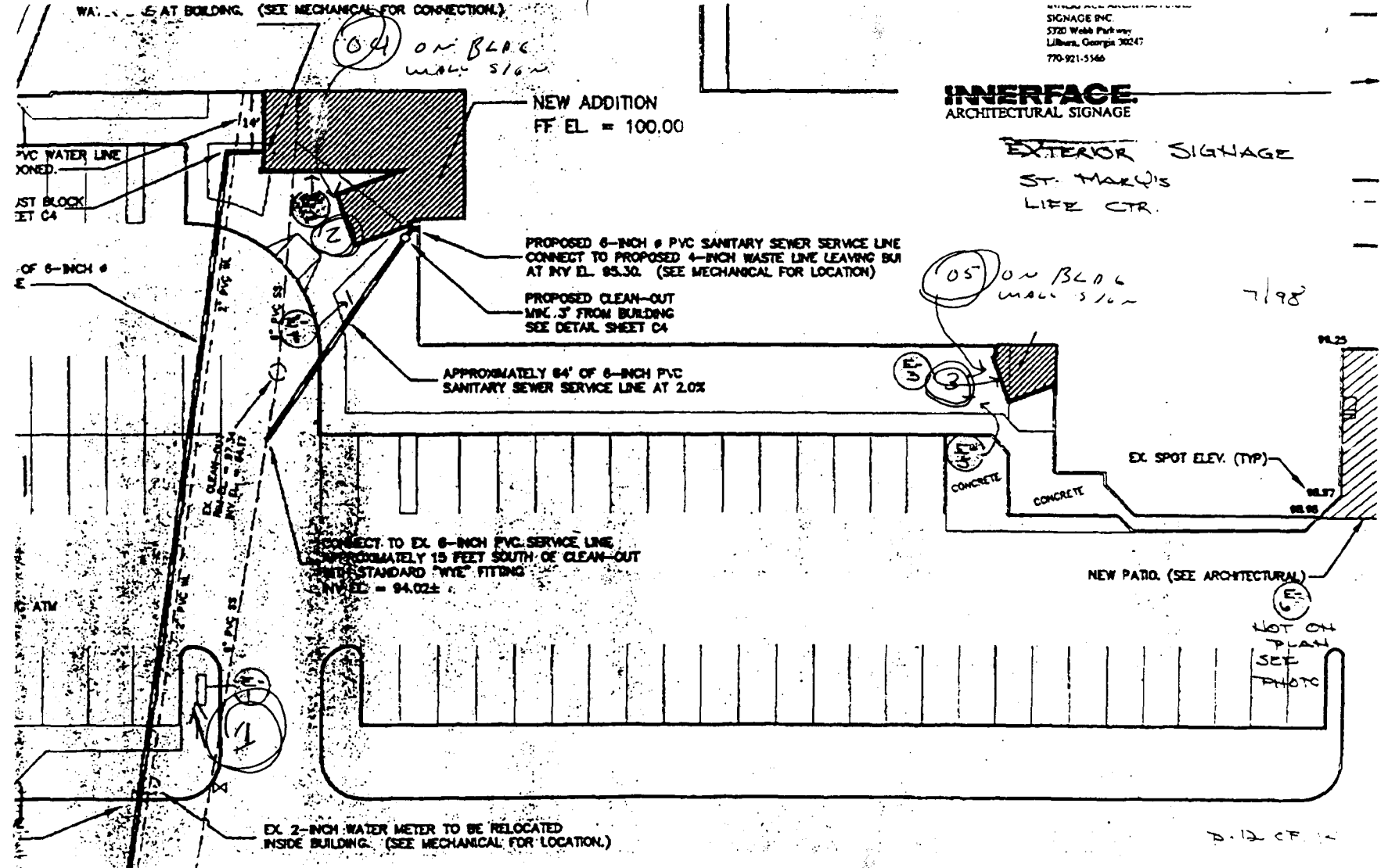
120V

**INNERFACE.**  
ARCHITECTURAL SIGNAGE

5320 Webb Parkway Lilburn, Ga 30047



3039698530  
Post-it, Fax Note 7/10  
To: [Redacted]  
Co.: [Redacted]  
Fax #: [Redacted] / [Redacted] Questions



SIGNAGE INC.  
 5720 Webb Parkway  
 Lilburn, Georgia 30247  
 770-921-5166

**INTERFACE**  
ARCHITECTURAL SIGNAGE

EXTERIOR SIGNAGE  
 ST. MARY'S  
 LIFE CTR.

NEW ADDITION  
 FF EL. = 100.00

PROPOSED 6-INCH Ø PVC SANITARY SEWER SERVICE LINE  
 CONNECT TO PROPOSED 4-INCH WASTE LINE LEAVING BUI  
 AT INV. EL. 95.30. (SEE MECHANICAL FOR LOCATION)

PROPOSED CLEAN-OUT  
 MIN. 3' FROM BUILDING  
 SEE DETAIL SHEET C4

APPROXIMATELY 84' OF 6-INCH PVC  
 SANITARY SEWER SERVICE LINE AT 2.0%

CONNECT TO EX. 6-INCH PVC SERVICE LINE  
 APPROXIMATELY 15 FEET SOUTH OF CLEAN-OUT  
 WITH STANDARD "WYE" FITTING  
 FIN. EL. = 94.02±

EX. 2-INCH WATER METER TO BE RELOCATED  
 INSIDE BUILDING. (SEE MECHANICAL FOR LOCATION.)

05 ON BLOCK WALL SIGN

04 ON BLOCK WALL SIGN

7/98

67  
 67  
 67  
 67  
 67

7-12 OF 12