



SIGN PERMIT

Community Development Department
 250 North 5th Street
 Grand Junction, CO 81501
 (970) 244-1430

Permit No. _____
 Date Submitted 7/18/00
 FEE \$ 25⁰⁰
 Tax Schedule 2945-103-00-146
 Zone _____

BUSINESS NAME Employee Administrators CONTRACTOR The Signe Gallery
Western Freight Handlers
 STREET ADDRESS 1048 Independent A 205 LICENSE NO. 2200212
 PROPERTY OWNER Omega Realty ADDRESS 1048 Independent A 109
 OWNER ADDRESS 1048 Independent A-201 TELEPHONE NO. 241-6400

1. FLUSH WALL 2 Square Feet per Linear Foot of Building Facade
Face Change Only (2,3 & 4):
 2. ROOF 2 Square Feet per Linear Foot of Building Facade
 3. FREE-STANDING 2 Traffic Lanes - 0.75 Square Feet x Street Frontage
 4 or more Traffic Lanes - 1.5 Square Feet x Street Frontage
 4. PROJECTING 0.5 Square Feet per each Linear Foot of Building Facade

Existing Externally or Internally Illuminated - No Change in Electrical Service Non-Illuminated

(1 - 4) Area of Proposed Sign 15 Square Feet
 (1,2,4) Building Facade 378 Linear Feet - Building A
 (1 - 4) Street Frontage 243 Linear Feet
 (2,3,4) Height to Top of Sign 19.5 Feet Clearance to Grade 17 Feet

Existing Signage/Type:	
<u>Flush Wall</u>	<u>190</u> Sq. Ft.
<u>Free-standing</u>	<u>73.3</u> Sq. Ft.
	Sq. Ft.
Total Existing:	<u>263.3</u> Sq. Ft.

● FOR OFFICE USE ONLY ●	
Signage Allowed on Parcel:	
Building	<u>676</u> Sq. Ft.
Free-Standing	<u>182.25</u> Sq. Ft.
Total Allowed:	<u>676</u> Sq. Ft.

COMMENTS: _____

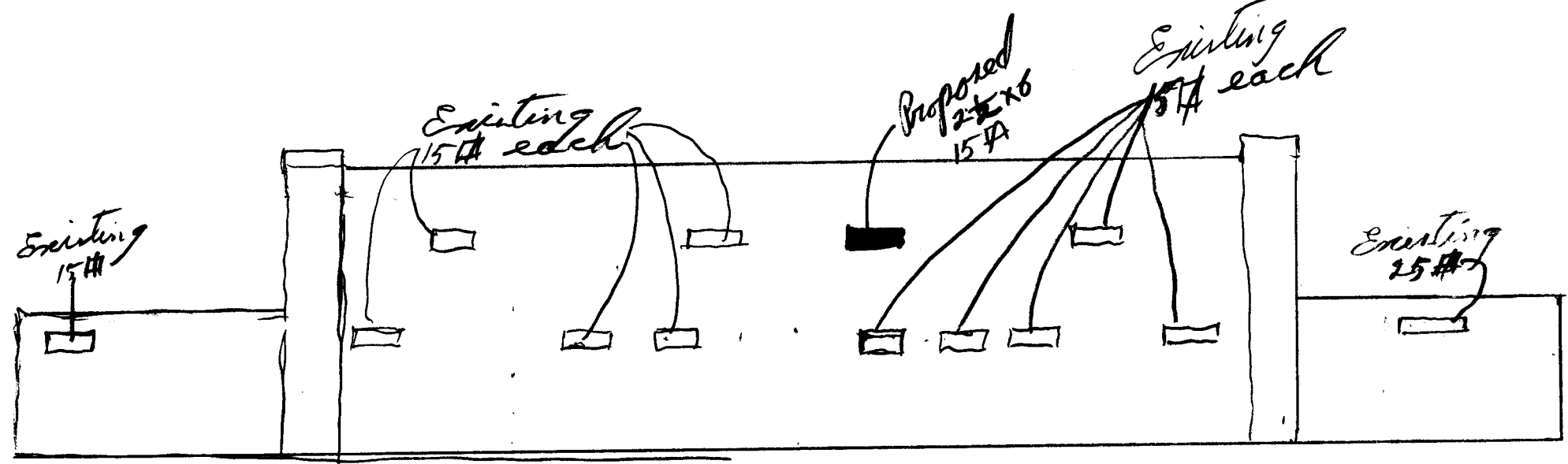
NOTE: No sign may exceed 300 square feet. A separate sign permit is required for each sign. Attach a sketch of proposed and existing signage including types, dimensions, lettering, abutting streets, alleys, easements, property lines, and locations. Roof signs shall be manufactured such that no guy wires, braces or supports shall be visible.

Larry Bowler 7-14-00 K. Gerstenberger 7/20/00
 Applicant's Signature Date Community Development Approval Date

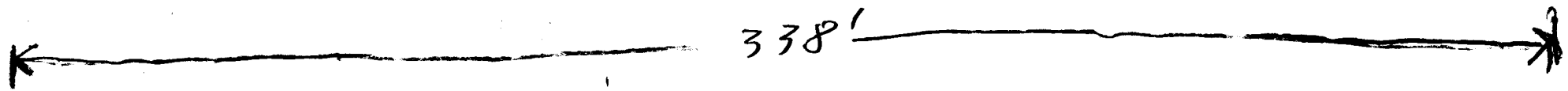
(White: Community Development) (Canary: Applicant) (Pink: Code Enforcement)

SLC

1048 Independent
Employee Administrator
Western Freight Handlers
A-105



West face




1048 Independent A-205



6'

SAPPHIRE & MEDIUM




EMPLOYEE
Administrators
INCORPORATED

2 1/2'

1048 Independent

25 1/2 PD



Proposed design
 21 1/2 x 6
 15 ft

Independent

243'