



# SIGN Permit

Community Development Department  
250 North 5<sup>th</sup> Street  
Grand Junction CO 81501  
Phone: (970) 244-1430 FAX (970) 256-4031

Permit No.	_____
Date Submitted	<u>1-10-01</u>
Fee \$	<u>25.00</u>
Zone	<u>C-1</u>

TAX SCHEDULE	<u>2945-201-15-007</u>	CONTRACTOR	<u>APPRODABLE SIGNS</u>
BUSINESS NAME	<u>HUMPHREY RV TRAILER</u>	LICENSE NO.	<u>2200173</u>
STREET ADDRESS	<u>800 Hwy 50 HT CO</u>	ADDRESS	<u>703 24 3/4 Rd L J CO</u>
PROPERTY OWNER	<u>MARIE TIPPIN</u>	TELEPHONE NO.	<u>241-4382</u>
OWNER ADDRESS	<u>286B 1-70 HT CO</u>	CONTACT PERSON	<u>DON ANDERSON</u>

<input checked="" type="checkbox"/> 1. FLUSH WALL	2 Square Feet per Linear Foot of Building Façade
Face change only on items 2, 3 & 4	
<input type="checkbox"/> 2. ROOF	2 Square Feet per Linear Foot of Building Façade
<input type="checkbox"/> 3. FREE-STANDING	2 Traffic Lanes - 0.75 Square Feet x Street Frontage
	4 or more Traffic Lanes - 1.5 Square Feet x Street Frontage
<input type="checkbox"/> 4. PROJECTING	0.5 Square Feet per each Linear Foot of Building Façade

Existing Externally or Internally Illuminated - No Change in Electrical Service       Non-Illuminated

(1 - 4) Area of Proposed Sign: 20 Square Feet  
 (1,2,4) Building Façade: 16 Linear Feet  
 (1 - 4) Street Frontage: 225 Linear Feet  
 (2 - 4) Height to Top of Sign: 11 Feet      Clearance to Grade: 8 Feet

<b>EXISTING SIGNAGE/TYPE:</b>	
<u>FW</u>	<u>32'</u> Sq. Ft.
_____	_____ Sq. Ft.
_____	_____ Sq. Ft.
_____	_____ Sq. Ft.
Total Existing:	<u>32'</u> Sq. Ft.

● FOR OFFICE USE ONLY ●	
Signage Allowed on Parcel:	<u>Aspen St</u>
Building	<u>32</u> Sq. Ft.
Free-Standing	<u>168</u> Sq. Ft.
Total Allowed:	<u>168</u> Sq. Ft.

COMMENTS: \_\_\_\_\_

**NOTE:** No sign may exceed 300 square feet. A separate sign permit is required for each sign. Attach a sketch, to scale, of proposed and existing signage including types, dimensions and lettering. Attach a plot plan, to scale, showing: abutting streets, alleys, easements, driveways, encroachments, property lines, distances from existing buildings to proposed signs and required setbacks. Roof signs shall be manufactured such that no guy wires, braces or supports shall be visible.

I hereby attest that the information on this form and the attached sketches are true and accurate.

<u>Don Anderson</u> Applicant's Signature	<u>1-10-01</u> Date	<u>J. Gerstemberger</u> Community Development Approval	<u>1/10/01</u> Date
--	------------------------	---	------------------------

(White: Community Development)      (Canary: Applicant)      (Pink: Code Enforcement)



# SIGN PERMIT

Community Development Department  
 250 North 5th Street  
 Grand Junction, CO 81501  
 (970) 244-1430

Permit No. \_\_\_\_\_  
 Date Submitted 1-10-01  
 FEE \$ 5.00  
 Tax Schedule 2945-261-15-007  
 Zone C-1

BUSINESS NAME Humphrey RV + TRAILER  
 STREET ADDRESS 800 Hwy 50 GS CO  
 PROPERTY OWNER MARIE TIPPING  
 OWNER ADDRESS 2868 170 GS CO

CONTRACTOR AFFORDABLE SIGNS  
 LICENSE NO. 2200173  
 ADDRESS 703 24 3/4 ROAD (N.J. CO)  
 TELEPHONE NO. 241-4342

1. FLUSH WALL 2 Square Feet per Linear Foot of Building Facade  
*Face Change Only (2,3 & 4):*  
 2. ROOF 2 Square Feet per Linear Foot of Building Facade  
 3. FREE-STANDING 2 Traffic Lanes - 0.75 Square Feet x Street Frontage  
 4 or more Traffic Lanes - 1.5 Square Feet x Street Frontage  
 4. PROJECTING 0.5 Square Feet per each Linear Foot of Building Facade

Existing Externally or Internally Illuminated - No Change in Electrical Service  Non-Illuminated

- (1 - 4) Area of Proposed Sign 32' Square Feet  
 (1,2,4) Building Facade 31'6" Linear Feet  
 (1 - 4) Street Frontage 138' Linear Feet  
 (2,4) Height to Top of Sign 10 Feet Clearance to Grade 2' Feet

Existing Signage/Type:	
	Sq. Ft.
	Sq. Ft.
	Sq. Ft.
Total Existing:	Sq. Ft.

● FOR OFFICE USE ONLY ●		
Signage Allowed on Parcel: <u>Hwy 50</u>		
Building	<u>63</u>	Sq. Ft.
Free-Standing	<u>207</u>	Sq. Ft.
Total Allowed:	<u>207</u>	Sq. Ft.

COMMENTS: \_\_\_\_\_

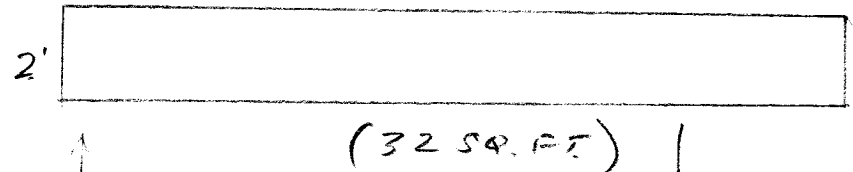
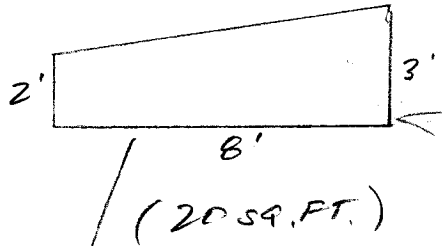
**NOTE:** No sign may exceed 300 square feet. A separate sign permit is required for each sign. Attach a sketch of proposed and existing signage including types, dimensions, lettering, abutting streets, alleys, easements, property lines, and locations.

Sam Anderson 1-10-01 L. Gerstenberger 1/10/01  
 Applicant's Signature Date Community Development Approval Date

(White: Community Development) (Canary: Applicant) (Pink: Code Enforcement)

SIGN # 2

SIGN # 1 : 16'




APPROXIMATE 1/2" MDD

138'

225'

ASPHALT ST.



Hwy 50

**Humphrey RV & TRAILER**  
**Consignments • Rentals & Parts**

256-9049  
**Humphrey**  
**RV & TRAILER**  
Consignments • Rentals & Parts