



SIGN Permit

(B)

Community Development Department
250 North 5th Street
Grand Junction CO 81501
Phone: (970) 244-1430 FAX (970) 256-4031

(A)

Permit No.	<u>None required</u>
Date Submitted	<u>5/29/01</u>
Fee \$	<u>25.00</u>
Zone	<u>C-1</u>

TAX SCHEDULE	<u>2945-123-19-002</u>	CONTRACTOR	<u>Signs First</u>
BUSINESS NAME	<u>BIG G'S SHAVE ICE</u>	LICENSE NO.	<u>2200323</u>
STREET ADDRESS	<u>1240 N. 12TH ST.</u>	ADDRESS	<u>950 NORTH AVE</u>
PROPERTY OWNER	<u>NORMA HARRISON</u>	TELEPHONE NO.	<u>256-1877</u>
OWNER ADDRESS	<u>1240 N. 12TH ST.</u>	CONTACT PERSON	

<input type="checkbox"/> 1. FLUSH WALL	2 Square Feet per Linear Foot of Building Façade
<u>Face change only on items 2, 3 & 4</u>	
<input type="checkbox"/> 2. ROOF	2 Square Feet per Linear Foot of Building Façade
<input checked="" type="checkbox"/> 3. FREE-STANDING	2 Traffic Lanes - 0.75 Square Feet x Street Frontage 4 or more Traffic Lanes - 1.5 Square Feet x Street Frontage
<input type="checkbox"/> 4. PROJECTING	0.5 Square Feet per each Linear Foot of Building Façade

Existing Externally or Internally Illuminated - No Change in Electrical Service Non-Illuminated

(1 - 4) Area of Proposed Sign: 18 Square Feet
 (1,2,4) Building Façade: 54 Linear Feet
 (1 - 4) Street Frontage: 54 Linear Feet
 (2 - 4) Height to Top of Sign: 18 Feet Clearance to Grade: 13 Feet

EXISTING SIGNAGE/TYPE:	
<u>FREE STANDING</u>	<u>40</u> Sq. Ft.
<u>FW</u>	<u>15</u> Sq. Ft.
<u>FW</u>	<u>16</u> Sq. Ft.
Total Existing:	<u>71</u> Sq. Ft.

● FOR OFFICE USE ONLY ●	
Signage Allowed on Parcel: <u>12th St Frontage</u>	
Building	<u>108</u> Sq. Ft.
Free-Standing	<u>81</u> Sq. Ft.
Total Allowed:	<u>108</u> Sq. Ft.

COMMENTS: _____

NOTE: No sign may exceed 300 square feet. A separate sign permit is required for each sign. Attach a sketch, to scale, of proposed and existing signage including types, dimensions and lettering. Attach a plot plan, to scale, showing: abutting streets, alleys, easements, driveways, encroachments, property lines, distances from existing buildings to proposed signs and required setbacks. Roof signs shall be manufactured such that no guy wires, braces or supports shall be visible.

I hereby attest that the information on this form and the attached sketches are true and accurate.

[Signature] 5/29/01 [Signature] 5/29/01
 Applicant's Signature Date Community Development Approval Date

(White: Community Development) (Canary: Applicant) (Pink: Code Enforcement)



SIGN Permit

Community Development Department
250 North 5th Street
Grand Junction CO 81501
Phone: (970) 244-1430 FAX (970) 256-4031

(8)

Permit No.	_____
Date Submitted	<u>5/29/01</u>
Fee \$	<u>500</u>
Zone	<u>C-1</u>

TAX SCHEDULE	<u>2945-123-19-002</u>	CONTRACTOR	<u>SIGNS FIRST</u>
BUSINESS NAME	<u>Big G's SHAPE ICE</u>	LICENSE NO.	<u>2200323</u>
STREET ADDRESS	<u>1240 N. 12TH ST</u>	ADDRESS	<u>950 NORTH</u>
PROPERTY OWNER	<u>NORMA HARRISON</u>	TELEPHONE NO.	<u>256-1877</u>
OWNER ADDRESS	<u>1240 N 12TH ST</u>	CONTACT PERSON	_____

<input checked="" type="checkbox"/> 1. FLUSH WALL	2 Square Feet per Linear Foot of Building Façade
<input type="checkbox"/> 2. ROOF	2 Square Feet per Linear Foot of Building Façade
<input type="checkbox"/> 3. FREE-STANDING	2 Traffic Lanes - 0.75 Square Feet x Street Frontage
	4 or more Traffic Lanes - 1.5 Square Feet x Street Frontage
<input type="checkbox"/> 4. PROJECTING	0.5 Square Feet per each Linear Foot of Building Façade

Existing Externally or Internally Illuminated - No Change in Electrical Service Non-Illuminated

(1 - 4) Area of Proposed Sign: 16 Square Feet
 (1,2,4) Building Façade: 54 Linear Feet
 (1 - 4) Street Frontage: 54 Linear Feet
 (2 - 4) Height to Top of Sign: 18 Feet Clearance to Grade: 13 Feet

EXISTING SIGNAGE/TYPE:

<u>FW</u>	<u>15</u>	Sq. Ft.
<u>FREE STANDING</u>	<u>40</u>	Sq. Ft.
_____	_____	Sq. Ft.
_____	_____	Sq. Ft.
Total Existing:	<u>55</u>	Sq. Ft.

● FOR OFFICE USE ONLY ●

Signage Allowed on Parcel: 12th St Frontage

Building	<u>108</u>	Sq. Ft.
Free-Standing	<u>81</u>	Sq. Ft.
Total Allowed:	<u>108</u>	Sq. Ft.

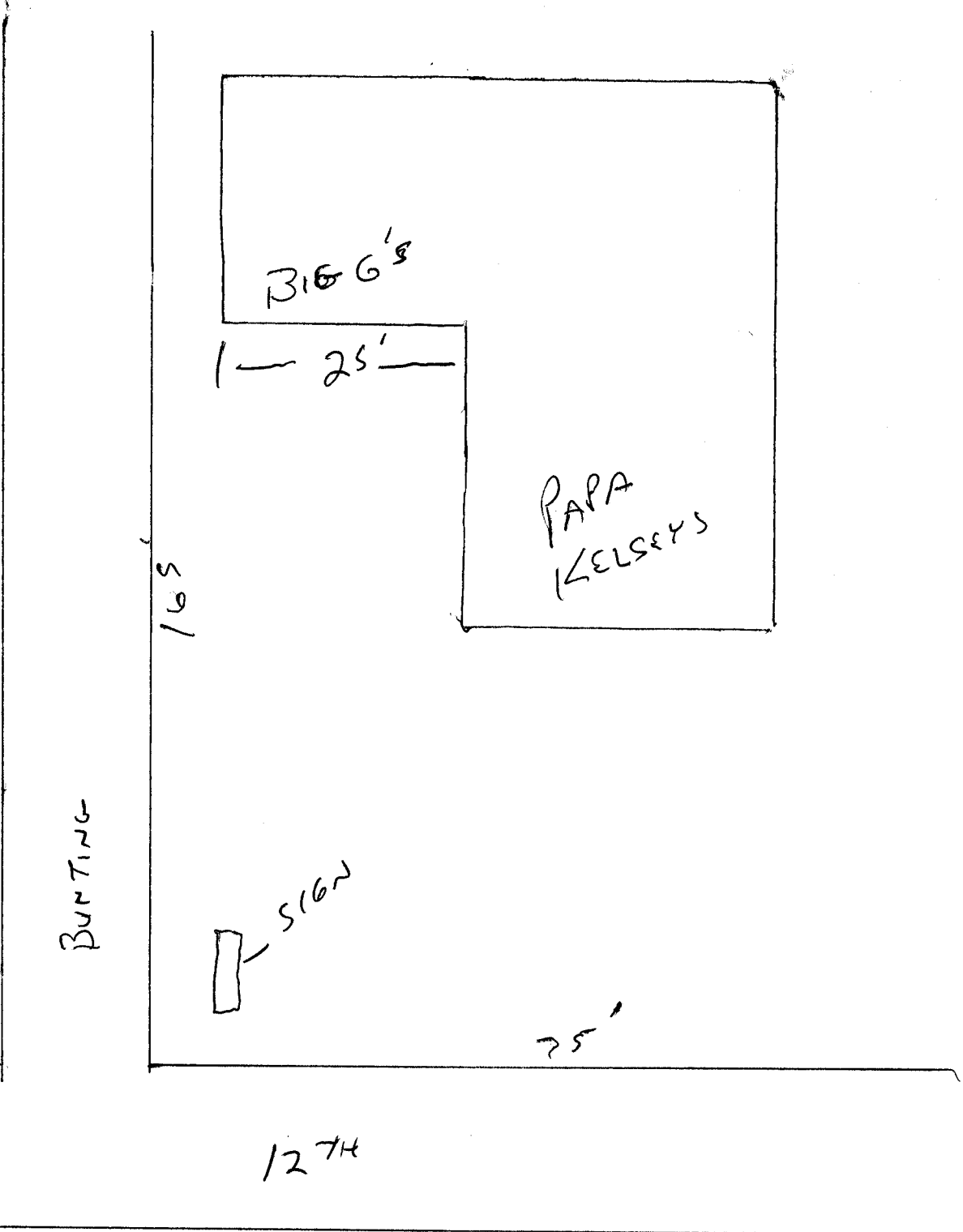
COMMENTS: _____

NOTE: No sign may exceed 300 square feet. A separate sign permit is required for each sign. Attach a sketch, to scale, of proposed and existing signage including types, dimensions and lettering. Attach a plot plan, to scale, showing: abutting streets, alleys, easements, driveways, encroachments, property lines, distances from existing buildings to proposed signs and required setbacks. Roof signs shall be manufactured such that no guy wires, braces or supports shall be visible.

I hereby attest that the information on this form and the attached sketches are true and accurate.

	<u>5/29/01</u>		<u>5/29/01</u>
Applicant's Signature	Date	Community Development Approval	Date

(White: Community Development) (Canary: Applicant) (Pink: Code Enforcement)



PAPA

KELSEY'S

BIG G'S

SM - MEDIUM






FOAM LETTERS

Big G's

SHAVE ICE 15"

1 ————— 12' ————— 1

BIG G'S



96"

28"