



SIGN CLEARANCE

Community Development Department
250 North 5th Street
Grand Junction CO 81501
(970) 244-1430

AG

(A)

Clearance No.	<u>82167</u>
Date Submitted	<u>11-28-01</u>
Fee \$	<u>5.00</u>
Zone	<u>C-1</u>

TAX SCHEDULE	<u>2945-044-10-002</u>	CONTRACTOR	<u>BUD'S SIGNS</u>
BUSINESS NAME	<u>MAUCH PHOTOGRAPHY</u>	LICENSE NO.	<u>20010087</u>
STREET ADDRESS	<u>2467 F ROAD</u>	ADDRESS	<u>1055 UTE AVE.</u>
PROPERTY OWNER	<u>DAVE MAUCH</u>	TELEPHONE NO.	<u>245-7700</u>
OWNER ADDRESS	<u>SAME</u>	CONTACT PERSON	<u>BUD</u>

<input type="checkbox"/>	1. FLUSH WALL	2 Square Feet per Linear Foot of Building Façade	
<input type="checkbox"/>	2. ROOF	2 Square Feet per Linear Foot of Building Façade	
<input checked="" type="checkbox"/>	3. FREE-STANDING	2 Traffic Lanes - 0.75 Square Feet x Street Frontage	
		4 or more Traffic Lanes - 1.5 Square Feet x Street Frontage	
<input type="checkbox"/>	4. PROJECTING	0.5 Square Feet per each Linear Foot of Building Façade	
<input type="checkbox"/>	5. OFF-PREMISE	See #3 Spacing Requirements; Not > 300 Square Feet or < 15 Square Feet	
<input type="checkbox"/>	Externally Illuminated	<input checked="" type="checkbox"/> Internally Illuminated	<input type="checkbox"/> Non-Illuminated

(1 - 5) Area of Proposed Sign: 116 Square Feet
 (1,2,4) Building Façade: 128 Linear Feet
 (1 - 4) Street Frontage: 165 Linear Feet
 (2 - 5) Height to Top of Sign: 24 Feet Clearance to Grade: 12 Feet
 (5) Distance from all Existing Off-Premise Signs within 600 Feet: _____ Feet

EXISTING SIGNAGE/TYPE:	
_____	Sq. Ft.
_____	Sq. Ft.
_____	Sq. Ft.
Total Existing: <u>0</u>	Sq. Ft.

● FOR OFFICE USE ONLY ●	
Signage Allowed on Parcel:	
Building	<u>252</u> Sq. Ft.
Free-Standing	<u>247.5</u> Sq. Ft.
Total Allowed:	<u>252</u> Sq. Ft.

COMMENTS: _____

NOTE: No sign may exceed 300 square feet. A separate sign clearance is required for each sign. Attach a sketch, to scale, of proposed and existing signage including types, dimensions and lettering. Attach a plot plan, to scale, showing: abutting streets, alleys, easements, driveways, encroachments, property lines, distances from existing buildings to proposed signs and required setbacks. A SEPARATE PERMIT FROM THE BUILDING DEPARTMENT IS ALSO REQUIRED.

I hereby attest that the information on this form and the attached sketches are true and accurate.

[Signature] 11-28-01 [Signature] 11/28/01
 Applicant's Signature Date Community Development Approval Date

(White: Community Development) (Canary: Applicant) (Pink: Building Dept) (Goldenrod: Code Enforcement)

(B)



SIGN Permit

Community Development Department
250 North 5th Street
Grand Junction CO 81501
Phone: (970) 244-1430 FAX (970) 256-4031

Permit No.	_____
Date Submitted	<u>11-28-01</u>
Fee \$	<u>25.00</u>
Zone	<u>C-1</u>

TAX SCHEDULE <u>2945-044-10-002</u>	CONTRACTOR <u>BUD'S SIGNS</u>
BUSINESS NAME <u>MAUCH PHOTOGRAPHY</u>	LICENSE NO. <u>20010087</u>
STREET ADDRESS <u>2464 F ROAD</u>	ADDRESS <u>1055 UTE AVE.</u>
PROPERTY OWNER <u>DAVE MAUCH</u>	TELEPHONE NO. <u>245-7700</u>
OWNER ADDRESS <u>SAME</u>	CONTACT PERSON <u>BUD</u>

<input checked="" type="checkbox"/> 1. FLUSH WALL	2 Square Feet per Linear Foot of Building Façade
Face change only on items 2, 3 & 4	
<input type="checkbox"/> 2. ROOF	2 Square Feet per Linear Foot of Building Façade
<input type="checkbox"/> 3. FREE-STANDING	2 Traffic Lanes - 0.75 Square Feet x Street Frontage
	4 or more Traffic Lanes - 1.5 Square Feet x Street Frontage
<input type="checkbox"/> 4. PROJECTING	0.5 Square Feet per each Linear Foot of Building Façade

Existing Externally or Internally Illuminated - No Change in Electrical Service Non-Illuminated

(1 - 4) Area of Proposed Sign: 70 Square Feet
 (1,2,4) Building Façade: 126 Linear Feet
 (1 - 4) Street Frontage: 165 Linear Feet
 (2 - 4) Height to Top of Sign: 15 Feet Clearance to Grade: 10 Feet



EXISTING SIGNAGE/TYPE:	
<u>FREESTANDING</u>	<u>116</u> Sq. Ft.
_____	<u>5</u> Sq. Ft.
_____	_____ Sq. Ft.
_____	_____ Sq. Ft.
Total Existing:	<u>116</u> Sq. Ft.

● FOR OFFICE USE ONLY ●	
Signage Allowed on Parcel:	
Building	<u>252</u> Sq. Ft.
Free-Standing	<u>247.5</u> Sq. Ft.
Total Allowed:	<u>252</u> Sq. Ft.

COMMENTS: _____

NOTE: No sign may exceed 300 square feet. A separate sign permit is required for each sign. Attach a sketch, to scale, of proposed and existing signage including types, dimensions and lettering. Attach a plot plan, to scale, showing: abutting streets, alleys, easements, driveways, encroachments, property lines, distances from existing buildings to proposed signs and required setbacks. Roof signs shall be manufactured such that no guy wires, braces or supports shall be visible.

I hereby attest that the information on this form and the attached sketches are true and accurate.

	<u>11-28-01</u>		<u>11/28/07</u>
Applicant's Signature	Date	Community Development Approval	Date

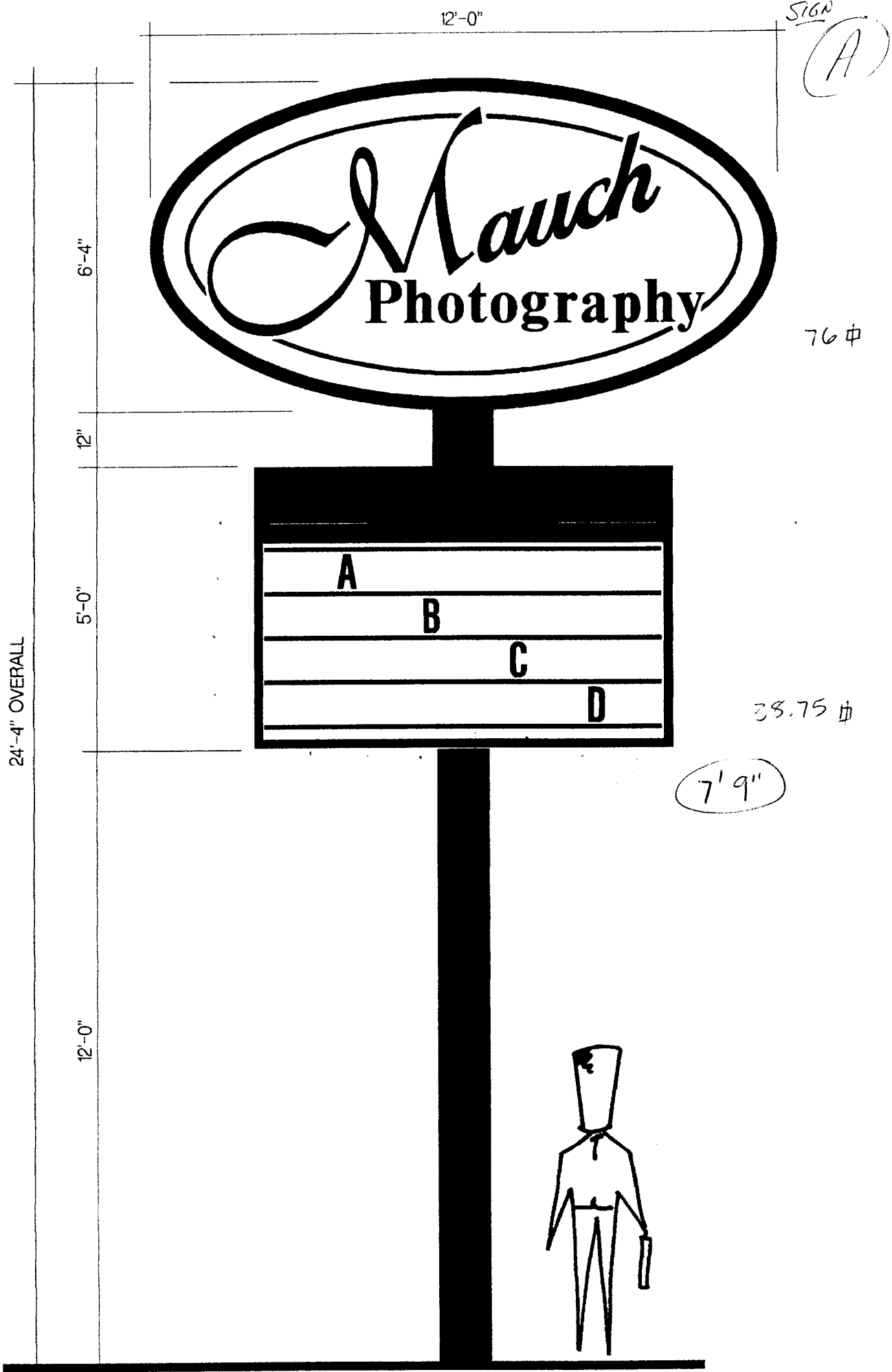
(White: Community Development) (Canary: Applicant) (Pink: Code Enforcement)

SIGN
B

159"

65"

Mauch
Photography



• BLDG. (2) $126' \times 2\phi = 252\phi$

STREET FRONT $165' \times 1.5\phi = \del{270\phi} 247.5$

247.5
~~270~~ MAX

