



SIGN Permit

Community Development Department
 250 North 5th Street
 Grand Junction CO 81501
 Phone: (970) 244-1430 FAX (970) 256-4031

AC

9

Permit No.	_____
Date Submitted	_____
Fee \$	<u>10⁰⁰</u>
Zone	<u>C-1/C-2</u>

TAX SCHEDULE <u>2943-181-15-001</u>	CONTRACTOR <u>Advertising Concepts, Inc.</u>
BUSINESS NAME <u>Wal-Mart Supercenter</u>	LICENSE NO. <u>2200571</u>
STREET ADDRESS <u>2881 North Avenue</u>	ADDRESS <u>3925 Canal Dr, Ft Collins, CO 80524</u>
PROPERTY OWNER <u>Wal-Mart Stores, Inc.</u>	TELEPHONE NO. <u>970-484-3637</u>
OWNER ADDRESS <u>2001 SE 10th St, Bentonville, AR</u>	CONTACT PERSON <u>Marie Locke</u>

<input checked="" type="checkbox"/> 1. FLUSH WALL	2 Square Feet per Linear Foot of Building Façade
Face change only on items 2, 3 & 4	
<input type="checkbox"/> 2. ROOF	2 Square Feet per Linear Foot of Building Façade
<input type="checkbox"/> 3. FREE-STANDING	2 Traffic Lanes - 0.75 Square Feet x Street Frontage
	4 or more Traffic Lanes - 1.5 Square Feet x Street Frontage
<input type="checkbox"/> 4. PROJECTING	0.5 Square Feet per each Linear Foot of Building Façade

Existing Externally or Internally Illuminated - No Change in Electrical Service Non-Illuminated

(1 - 4) Area of Proposed Sign: <u>138.51</u> Square Feet	"Penzoil" logo
(1,2,4) Building Façade: <u>430</u> Linear Feet	"Wal-Mart Tire & Lube Express"
(1 - 4) Street Frontage: <u>1170</u> Linear Feet <u>870</u>	
(2 - 4) Height to Top of Sign: <u>21</u> Feet	Clearance to Grade: <u>14</u> Feet

EXISTING SIGNAGE/TYPE:		Sq. Ft.
<u>All removed</u>		
<u>7 - FS</u>	<u>32</u>	Sq. Ft.
<u>8 - FW (8 SIGNS)</u>	<u>48.88</u>	Sq. Ft.
Total Existing:	<u>80.88</u>	Sq. Ft.

● FOR OFFICE USE ONLY ●	
<u>MELDY LANE</u>	
Signage Allowed on Parcel:	
Building	<u>860</u> Sq. Ft.
Free-Standing	<u>652</u> Sq. Ft.
Total Allowed:	<u>860</u> Sq. Ft.

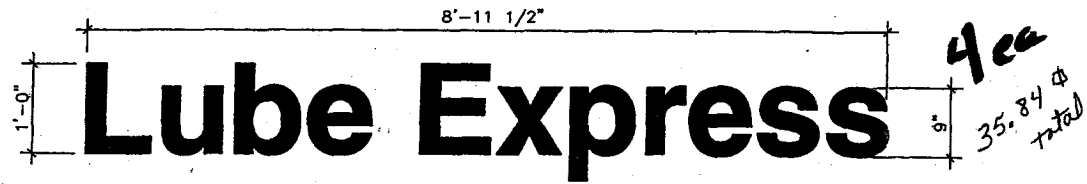
COMMENTS: Two (2) Signs on this application.

NOTE: No sign may exceed 300 square feet. A separate sign permit is required for each sign. Attach a sketch, to scale, of proposed and existing signage including types, dimensions and lettering. Attach a plot plan, to scale, showing: abutting streets, alleys, easements, driveways, encroachments, property lines, distances from existing buildings to proposed signs and required setbacks. Roof signs shall be manufactured such that no guy wires, braces or supports shall be visible.


I hereby attest that the information on this form and the attached sketches are true and accurate.

Marie Locke 07-11-01 Bill Nuth 7-20-01
 Applicant's Signature Date Community Development Approval Date

(White: Community Development) (Canary: Applicant) (Pink: Code Enforcement)



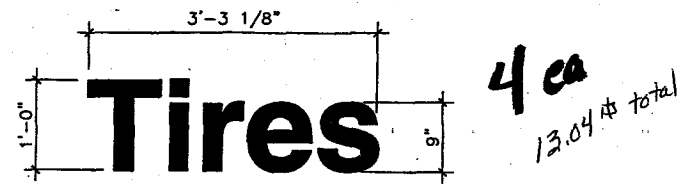
(8.96 SQ. FT.)




(2.75 SQ. FT.)

① SERVICE BAY SIGNAGE - A

N.T.S.



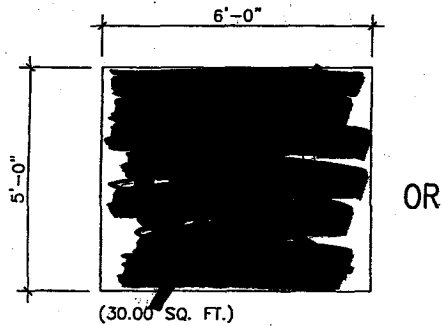
(3.26 SQ. FT.)



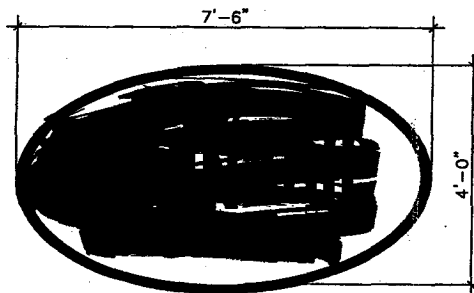
(1.01 SQ. FT.)

② SERVICE BAY SIGNAGE - B


N.T.S.



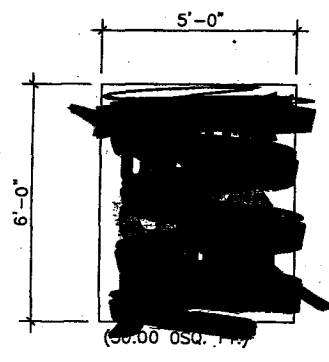
(30.00 SQ. FT.)



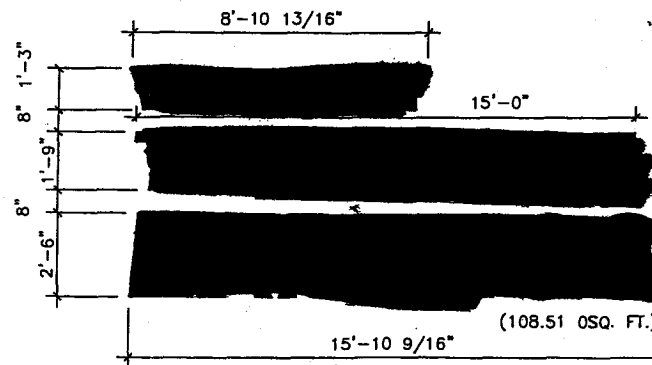
(30.00 SQ. FT.)



(30.00 SQ. FT.)



(30.00 SQ. FT.)



N.T.S.

③ TILE FRONT ELEVATION SPACING

T.L.E. SIGNING	
WAL*MART	
REVISION DATE: 09-15-00	
E-2	

NOTE: DRAWINGS ON SHEET NOT TO SCALE.