



SIGN CLEARANCE

Community Development Department
250 North 5th Street
Grand Junction CO 81501
(970) 244-1430



A

Clearance No.	_____
Date Submitted	<u>June 21, 2002</u>
Fee \$	<u>25.00</u>
Zone	<u>C-1</u>

TAX SCHEDULE	<u>2943-073-17-002</u>	CONTRACTOR	<u>SIGNS FIRST</u>
BUSINESS NAME	<u>CARL'S JR.</u>	LICENSE NO.	<u>2020958</u>
STREET ADDRESS	<u>2842 NORTH AVE.</u>	ADDRESS	<u>950 NORTH AVE.</u>
PROPERTY OWNER	<u>MESA EASTGATE LLC</u>	TELEPHONE NO.	<u>256-1877</u>
OWNER ADDRESS	<u>2842 NORTH AVE.</u>	CONTACT PERSON	<u>BRIAN TAP</u>

- | | | |
|-------------------------------------|------------------|--|
| <input checked="" type="checkbox"/> | 1. FLUSH WALL | 2 Square Feet per Linear Foot of Building Façade |
| <input type="checkbox"/> | 2. ROOF | 2 Square Feet per Linear Foot of Building Façade |
| <input type="checkbox"/> | 3. FREE-STANDING | 2 Traffic Lanes - 0.75 Square Feet x Street Frontage |
| | | 4 or more Traffic Lanes - 1.5 Square Feet x Street Frontage |
| <input type="checkbox"/> | 4. PROJECTING | 0.5 Square Feet per each Linear Foot of Building Façade |
| <input type="checkbox"/> | 5. OFF-PREMISE | See #3 Spacing Requirements; Not > 300 Square Feet or < 15 Square Feet |

Externally Illuminated Internally Illuminated Non-Illuminated

(1 - 5) Area of Proposed Sign: 19.50 Square Feet
 (1,2,4) Building Façade: 5043 Linear Feet
 (1 - 4) Street Frontage: 185 Linear Feet
 (2 - 5) Height to Top of Sign: 19' Feet Clearance to Grade: 16' Feet
 (5) Distance from all Existing Off-Premise Signs within 600 Feet: _____ Feet

EXISTING SIGNAGE/TYPE:	
_____	_____ Sq. Ft.
_____	_____ Sq. Ft.
_____	_____ Sq. Ft.
_____	_____ Sq. Ft.
Total Existing:	_____ Sq. Ft.

● FOR OFFICE USE ONLY ●	
Signage Allowed on Parcel:	
Building	<u>86</u> Sq. Ft.
Free-Standing	<u>277.5</u> Sq. Ft.
Total Allowed:	<u>277.5</u> Sq. Ft.

COMMENTS: _____ 169.7 Total

NOTE: No sign may exceed 300 square feet. A separate sign clearance is required for each sign. Attach a sketch, to scale, of proposed and existing signage including types, dimensions and lettering. Attach a plot plan, to scale, showing: abutting streets, alleys, easements, driveways, encroachments, property lines, distances from existing buildings to proposed signs and required setbacks. **A SEPARATE PERMIT FROM THE BUILDING DEPARTMENT IS ALSO REQUIRED.**

I hereby attest that the information on this form and the attached sketches are true and accurate.

[Signature] 6/20/02 Lou V. Bowen 6-21-02
 Applicant's Signature Date Community Development Approval Date

(White: Community Development) (Canary: Applicant) (Pink: Building Dept) (Goldenrod: Code Enforcement)

24"

Carl's Jr.®

16.6 SQ.FT.

7'-0"

18"

18"

Carl's Jr.®

10.5 SQ.FT.

13 1/2"

15"


Carl's Jr.®

7.3 SQ.FT.

5'-10"

11 1/4"

SCALE: 1/2" = 1'-0"



FOR LETTERS MOUNTED ON A DARK BACKGROUND OR A RED BACKGROUND

OPTIONAL WHITE ACRYLIC FACES WITH BLACK TRIM CAP & RETURNS PAINTED (PITTSBURGH PAINT MONET BLUE 4097)
ILLUMINATE WITH 6500 WHITE NEON.

LETTERS:

FABRICATED ALUMINUM, 5" DEPTH, PAINT INTERIOR WHITE, EXTERIOR PAINT (PITTSBURGH PAINT MONET BLUE 4097)

FACES:

.125" RED PLEXIGLAS #2793, WITH 3/4" RED PLASCO-TRIM RETAINERS

LIGHTING

INTERIOR ILLUMINATION WITH 30ma NEON TUBING, CLEAR RED, PUMP TO EUROCOM STANDARDS. ALL WIRING TO BE UL APPROVED.

Cap Height	Length	Lower Case	SQ. FT.
24"	9'-4"	18"	16.6 SF
18"	7'-0"	13 1/2"	10.5 SF
15"	5'-10"	11 1/4"	7.3 SF

*

*



SIGN CLEARANCE

Community Development Department
250 North 5th Street
Grand Junction CO 81501
(970) 244-1430

8

Clearance No.	_____
Date Submitted	<u>6-21-02</u>
Fee \$	<u>5.00</u>
Zone	<u>C-1</u>

TAX SCHEDULE	<u>2943-073-17-002</u>	CONTRACTOR	<u>SIGNS FIRST</u>
BUSINESS NAME	<u>CARL'S JR</u>	LICENSE NO.	<u>2020958</u>
STREET ADDRESS	<u>2842 NORTH AVE.</u>	ADDRESS	<u>950 NORTH AVE.</u>
PROPERTY OWNER	<u>MESA EASTGATE LLC</u>	TELEPHONE NO.	<u>256-1877</u>
OWNER ADDRESS	<u>2842 NORTH AVE.</u>	CONTACT PERSON	<u>BRIAN TAP</u>

- | | | |
|-------------------------------------|------------------|--|
| <input checked="" type="checkbox"/> | 1. FLUSH WALL | 2 Square Feet per Linear Foot of Building Facade |
| <input type="checkbox"/> | 2. ROOF | 2 Square Feet per Linear Foot of Building Facade |
| <input type="checkbox"/> | 3. FREE-STANDING | 2 Traffic Lanes - 0.75 Square Feet x Street Frontage |
| | | 4 or more Traffic Lanes - 1.5 Square Feet x Street Frontage |
| <input type="checkbox"/> | 4. PROJECTING | 0.5 Square Feet per each Linear Foot of Building Facade |
| <input type="checkbox"/> | 5. OFF-PREMISE | See #3 Spacing Requirements; Not > 300 Square Feet or < 15 Square Feet |

Externally Illuminated Internally Illuminated Non-Illuminated

(1 - 5) Area of Proposed Sign: 29.10 Square Feet

(1,2,4) Building Façade: 50 Linear Feet 43' per approved site plan

(1 - 4) Street Frontage: 185' Linear Feet

(2 - 5) Height to Top of Sign: 23'6" Feet Clearance to Grade: 20' Feet

(5) Distance from all Existing Off-Premise Signs within 600 Feet: _____ Feet

EXISTING SIGNAGE/TYPE:	
_____	_____ Sq. Ft.
_____	_____ Sq. Ft.
_____	_____ Sq. Ft.
_____	_____ Sq. Ft.
Total Existing:	_____ Sq. Ft.

● FOR OFFICE USE ONLY ●	
Signage Allowed on Parcel:	
Building	<u>86</u> Sq. Ft.
Free-Standing	<u>277.5</u> Sq. Ft.
Total Allowed:	<u>277.5</u> Sq. Ft.

COMMENTS: _____

NOTE: No sign may exceed 300 square feet. A separate sign clearance is required for each sign. Attach a sketch, to scale, of proposed and existing signage including types, dimensions and lettering. Attach a plot plan, to scale, showing: abutting streets, alleys, easements, driveways, encroachments, property lines, distances from existing buildings to proposed signs and required setbacks. **A SEPARATE PERMIT FROM THE BUILDING DEPARTMENT IS ALSO REQUIRED.**

I hereby attest that the information on this form and the attached sketches are true and accurate.

[Signature] 6/20/02 [Signature] 6-21-02
 Applicant's Signature Date Community Development Approval Date

(White: Community Development) (Canary: Applicant) (Pink: Building Dept) (Goldenrod: Code Enforcement)



SIGN CLEARANCE

Community Development Department
250 North 5th Street
Grand Junction CO 81501
(970) 244-1430

C

Clearance No.	_____
Date Submitted	<u>6-21-02</u>
Fee \$	<u>5.00</u>
Zone	<u>C-1</u>

TAX SCHEDULE <u>2943-073-17-002</u>	CONTRACTOR <u>SIGNS FIRST</u>
BUSINESS NAME <u>CARL'S JR.</u>	LICENSE NO. <u>2020958</u>
STREET ADDRESS <u>2842 NORTH AVE.</u>	ADDRESS <u>950 NORTH AVE</u>
PROPERTY OWNER <u>MESA ENSGATE LLC</u>	TELEPHONE NO. _____
OWNER ADDRESS <u>2842 NORTH AVE.</u>	CONTACT PERSON _____

<input checked="" type="checkbox"/> 1. FLUSH WALL	2 Square Feet per Linear Foot of Building Facade
<input type="checkbox"/> 2. ROOF	2 Square Feet per Linear Foot of Building Facade
<input type="checkbox"/> 3. FREE-STANDING	2 Traffic Lanes - 0.75 Square Feet x Street Frontage
	4 or more Traffic Lanes - 1.5 Square Feet x Street Frontage
<input type="checkbox"/> 4. PROJECTING	0.5 Square Feet per each Linear Foot of Building Facade
<input type="checkbox"/> 5. OFF-PREMISE	See #3 Spacing Requirements; Not > 300 Square Feet or < 15 Square Feet

Externally Illuminated Internally Illuminated Non-Illuminated

(1 - 5) Area of Proposed Sign: 29'10" Square Feet

(1,2,4) Building Façade: 50 Linear Feet 43' per approved site plan

(1 - 4) Street Frontage: 185 Linear Feet

(2 - 5) Height to Top of Sign: 19'6" Feet Clearance to Grade: 16' Feet

(5) Distance from all Existing Off-Premise Signs within 600 Feet: _____ Feet

EXISTING SIGNAGE/TYPE:	
_____	_____ Sq. Ft.
_____	_____ Sq. Ft.
_____	_____ Sq. Ft.
Total Existing:	_____ Sq. Ft.

● FOR OFFICE USE ONLY ●	
Signage Allowed on Parcel:	
Building	<u>86</u> Sq. Ft.
Free-Standing	<u>277.5</u> Sq. Ft.
Total Allowed:	<u>277.5</u> Sq. Ft.


COMMENTS: _____

NOTE: No sign may exceed 300 square feet. A separate sign clearance is required for each sign. Attach a sketch, to scale, of proposed and existing signage including types, dimensions and lettering. Attach a plot plan, to scale, showing: abutting streets, alleys, easements, driveways, encroachments, property lines, distances from existing buildings to proposed signs and required setbacks. A SEPARATE PERMIT FROM THE BUILDING DEPARTMENT IS ALSO REQUIRED.

I hereby attest that the information on this form and the attached sketches are true and accurate.

<u>[Signature]</u>	<u>6/20/02</u>	<u>[Signature]</u>	<u>6-21-02</u>
Applicant's Signature	Date	Community Development Approval	Date

(White: Community Development) (Canary: Applicant) (Pink: Building Dept) (Goldenrod: Code Enforcement)



SIGN CLEARANCE

Community Development Department
250 North 5th Street
Grand Junction CO 81501
(970) 244-1430

(D)

Clearance No.	_____
Date Submitted	<u>6-21-02</u>
Fee \$	<u>5.00</u>
Zone	<u>C-1</u>

TAX SCHEDULE <u>2943-073-17-002</u>	CONTRACTOR <u>SIGNS FIRST</u>
BUSINESS NAME <u>CARL'S JR.</u>	LICENSE NO. <u>2020958</u>
STREET ADDRESS <u>2842 NORTH AVE</u>	ADDRESS <u>90 NORTH AVE</u>
PROPERTY OWNER <u>MESA EASTGATE LLC</u>	TELEPHONE NO. <u>256-1877</u>
OWNER ADDRESS <u>2842 NORTH AVE.</u>	CONTACT PERSON <u>BRIAN TAY</u>

- | | |
|--|---|
| <input type="checkbox"/> 1. FLUSH WALL | 2 Square Feet per Linear Foot of Building Facade |
| <input type="checkbox"/> 2. ROOF | 2 Square Feet per Linear Foot of Building Facade |
| <input checked="" type="checkbox"/> 3. FREE-STANDING | 2 Traffic Lanes - 0.75 Square Feet x Street Frontage
4 or more Traffic Lanes - 1.5 Square Feet x Street Frontage |
| <input type="checkbox"/> 4. PROJECTING | 0.5 Square Feet per each Linear Foot of Building Facade |
| <input type="checkbox"/> 5. OFF-PREMISE | See #3 Spacing Requirements; Not > 300 Square Feet or < 15 Square Feet |

Externally Illuminated Internally Illuminated Non-Illuminated

(1 - 5) Area of Proposed Sign: 92 Square Feet

(1,2,4) Building Façade: 50 Linear Feet 43' per approved site plan

(1 - 4) Street Frontage: 185 Linear Feet

(2 - 5) Height to Top of Sign: 20' 7" Feet Clearance to Grade: 10' 4" Feet

(5) Distance from all Existing Off-Premise Signs within 600 Feet: — Feet

EXISTING SIGNAGE/TYPE:	Sq. Ft.
_____	_____
_____	_____
_____	_____
Total Existing:	_____

● FOR OFFICE USE ONLY ●	
Signage Allowed on Parcel:	
Building	<u>86</u> Sq. Ft.
Free-Standing	<u>277.5</u> Sq. Ft.
Total Allowed:	<u>277.5</u> Sq. Ft.

COMMENTS: _____

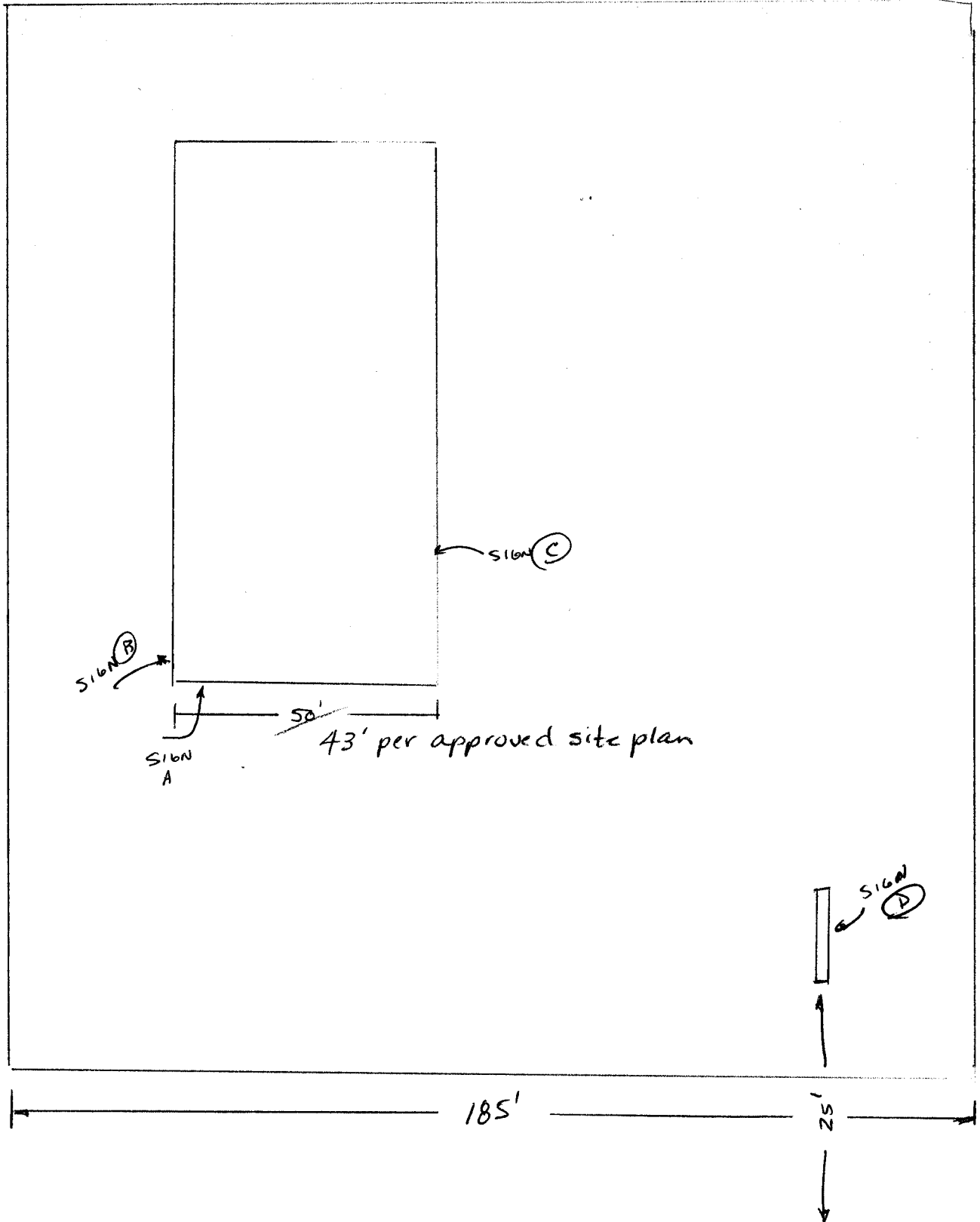
NOTE: No sign may exceed 300 square feet. A separate sign clearance is required for each sign. Attach a sketch, to scale, of proposed and existing signage including types, dimensions and lettering. Attach a plot plan, to scale, showing: abutting streets, alleys, easements, driveways, encroachments, property lines, distances from existing buildings to proposed signs and required setbacks. **A SEPARATE PERMIT FROM THE BUILDING DEPARTMENT IS ALSO REQUIRED.**

I hereby attest that the information on this form and the attached sketches are true and accurate.

<u>[Signature]</u>	<u>6/20/02</u>	<u>[Signature]</u>	<u>6-21-02</u>
Applicant's Signature	Date	Community Development Approval	Date

(White: Community Development) (Canary: Applicant) (Pink: Building Dept) (Goldenrod: Code Enforcement)

2842 NORTH AVE
SITE PLAN




NORTH AVE




Illuminated Stars

Access doors located on returns for servicing



36"



18°

42"

CABINET:

FABRICATED ALUMINUM, 10" DEPTH, 1½" RETAINERS, PAINT INTERIOR WHITE, EXTERIOR PAINT (FRAZEE CHERRY 6355R)


FACES:

WHITE ACRYLIC WITH VINYL GRAPHICS. YELLOW FACE (3630-15) WITH DARK RED (3630-73) FEATURES AND BORDER. RED TRIM CAP.

LIGHTING


INTERIOR ILLUMINATION WITH HIGH OUTPUT FLUORESCENT LAMPS. ALL WIRING TO BE UL APPROVED.

Star Sizes	SQ. FT.
96"	64 SF
84"	49 SF
72"	36 SF
60"	25 SF
48"	16 SF
42"	12.25 SF *
36"	9 SF *
24"	4 SF
18"	2.25 SF

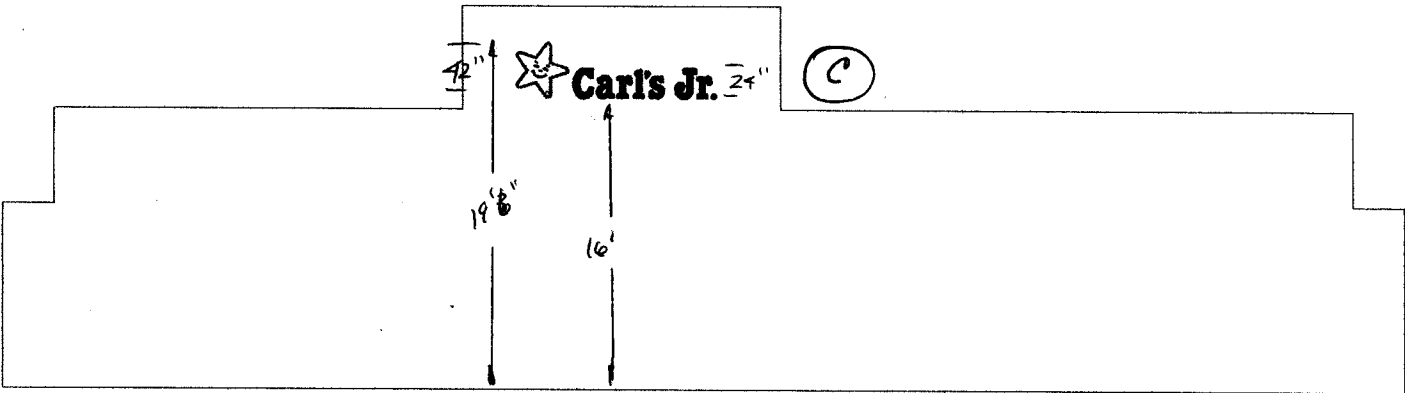


Building Front

50'
MAX is 43' from approved site plan



Building Side



Building Side

