



# SIGN CLEARANCE

Community Development Department  
250 North 5<sup>th</sup> Street  
Grand Junction CO 81501  
(970) 244-1430

Clearance No. \_\_\_\_\_  
Date Submitted 4-29-03  
Fee \$ 25.00  
Zone F-1

TAX SCHEDULE 2701-323-02-020  
BUSINESS NAME Perkins Trucking  
STREET ADDRESS 2304 Interstate ave.  
PROPERTY OWNER Larry Perkins  
OWNER ADDRESS 2304 Interstate ave.

CONTRACTOR Your Screen Printing & Sign Co.  
LICENSE NO. 239551  
ADDRESS 2478 Industrial Blvd.  
TELEPHONE NO. 242-3924  
CONTACT PERSON John Hooges

- 1. FLUSH WALL 2 Square Feet per Linear Foot of Building Facade
- 2. ROOF 2 Square Feet per Linear Foot of Building Facade
- 3. FREE-STANDING 2 Traffic Lanes - 0.75 Square Feet x Street Frontage  
4 or more Traffic Lanes - 1.5 Square Feet x Street Frontage
- 4. PROJECTING 0.5 Square Feet per each Linear Foot of Building Facade
- 5. OFF-PREMISE See #3 Spacing Requirements; Not > 300 Square Feet or < 15 Square Feet

Externally Illuminated       Internally Illuminated       Non-Illuminated

(1 - 5) Area of Proposed Sign: 96 Square Feet  
(1,2,4) Building Façade: \_\_\_\_\_ Linear Feet  
(1 - 4) Street Frontage: 250 Linear Feet  
(2 - 5) Height to Top of Sign: 25 Feet      Clearance to Grade: 17 Feet  
(5) Distance from all Existing Off-Premise Signs within 600 Feet: \_\_\_\_\_ Feet

### EXISTING SIGNAGE/TYPE:

_____	_____	Sq. Ft.
_____	_____	Sq. Ft.
_____	_____	Sq. Ft.
Total Existing:		_____ Sq. Ft.

### ● FOR OFFICE USE ONLY ●

Signage Allowed on Parcel:

Building	_____	Sq. Ft.
Free-Standing	_____	Sq. Ft.
Total Allowed:	<u>375</u>	Sq. Ft.

### COMMENTS:

**NOTE:** No sign may exceed 300 square feet. A separate sign clearance is required for each sign. Attach a sketch, to scale, of proposed and existing signage including types, dimensions and lettering. Attach a plot plan, to scale, showing: abutting streets, alleys, easements, driveways, encroachments, property lines, distances from existing buildings to proposed signs and required setbacks. A SEPARATE PERMIT FROM THE BUILDING DEPARTMENT IS ALSO REQUIRED.

I hereby attest that the information on this form and the attached sketches are true and accurate.

<u>[Signature]</u>	<u>4-17-03</u>	<u>Gayleen Henderson</u>	<u>4-29-03</u>
Applicant's Signature	Date	Community Development Approval	Date

(White: Community Development)      (Canary: Applicant)      (Pink: Building Dept)      (Goldenrod: Code Enforcement)



# SIGN CLEARANCE

Community Development Department  
250 North 5<sup>th</sup> Street  
Grand Junction CO 81501  
(970) 244-1430

Clearance No.	_____
Date Submitted	<u>4-29-03</u>
Fee \$	<u>5.00</u>
Zone	<u>I-1</u>

TAX SCHEDULE	<u>2701-323-02-020</u>	CONTRACTOR	<u>Your screen printing &amp; signs</u>
BUSINESS NAME	<u>Ridge Crane</u>	LICENSE NO.	<u>239551</u>
STREET ADDRESS	<u>2304 Interstate Ave.</u>	ADDRESS	<u>2478 Industrial Blvd.</u>
PROPERTY OWNER	<u>Larry Perkins</u>	TELEPHONE NO.	<u>242-3924</u>
OWNER ADDRESS	<u>2304 Interstate Ave.</u>	CONTACT PERSON	<u>John Hedges</u>

- 1. FLUSH WALL                      2 Square Feet per Linear Foot of Building Facade
- 2. ROOF                                    2 Square Feet per Linear Foot of Building Facade
- 3. FREE-STANDING                    2 Traffic Lanes - 0.75 Square Feet x Street Frontage  
4 or more Traffic Lanes - 1.5 Square Feet x Street Frontage
- 4. PROJECTING                         0.5 Square Feet per each Linear Foot of Building Facade
- 5. OFF-PREMISE                        See #3 Spacing Requirements; Not > 300 Square Feet or < 15 Square Feet

Externally Illuminated                       Internally Illuminated                       Non-Illuminated

(1 - 5) Area of Proposed Sign: 96 Square Feet  
 (1,2,4) Building Façade: \_\_\_\_\_ Linear Feet  
 (1 - 4) Street Frontage: 250 Linear Feet  
 (2 - 5) Height to Top of Sign: 25' Feet                      Clearance to Grade: 17 Feet  
 (5) Distance from all Existing Off-Premise Signs within 600 Feet: \_\_\_\_\_ Feet

<b>EXISTING SIGNAGE/TYPE:</b>	
_____	_____ Sq. Ft.
_____	_____ Sq. Ft.
_____	_____ Sq. Ft.
Total Existing:	_____ Sq. Ft.

<b>● FOR OFFICE USE ONLY ●</b>	
Signage Allowed on Parcel:	
Building	_____ Sq. Ft.
Free-Standing	_____ Sq. Ft.
Total Allowed:	<u>375</u> Sq. Ft.

COMMENTS: \_\_\_\_\_

**NOTE:** No sign may exceed 300 square feet. A separate sign clearance is required for each sign. Attach a sketch, to scale, of proposed and existing signage including types, dimensions and lettering. Attach a plot plan, to scale, showing: abutting streets, alleys, easements, driveways, encroachments, property lines, distances from existing buildings to proposed signs and required setbacks. A SEPARATE PERMIT FROM THE BUILDING DEPARTMENT IS ALSO REQUIRED.




I hereby attest that the information on this form and the attached sketches are true and accurate.

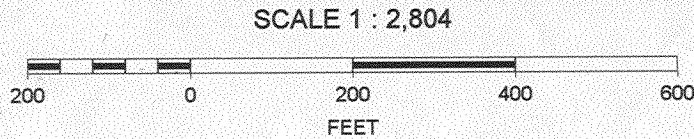
[Signature]                      4-17-03                      Gayleen Henderson                      4-29-03  
 Applicant's Signature                      Date                      Community Development Approval                      Date

(White: Community Development)                      (Canary: Applicant)                      (Pink: Building Dept)                      (Goldenrod: Code Enforcement)


# City of Grand Junction GIS City Map

**Air Photos**

-  2002 Photos
-  Highways
-  Streets 2



2701-323-02-020  
Perkins Trucking Inc  
2304 Interstate Ave.



12'  
wide.

Perkins

Trucking

Ridge

Crane

25'  
top of  
sign to  
grade

17'  
Bottom  
of sign  
to grade

**PERKINS**

**TRUCKING**  
INC.

**RIC**  
CRANE & RIGGING