



SIGN CLEARANCE

Community Development Department
250 North 5th Street
Grand Junction CO 81501
(970) 244-1430

Clearance No. _____
Date Submitted 12-16-04
Fee \$ ~~25.00~~ 0
Zone R5F-R

TAX SCHEDULE 2947-222-00-207 CONTRACTOR SIGNS FIRST
BUSINESS NAME ~~ST MONUMENT PRESBYTERIAN~~ LICENSE NO. 2091001
STREET ADDRESS 2020 1/2 S. BROADWAY ADDRESS 950 NORTH AVE.
PROPERTY OWNER JUNCTION CO MONUMENT PRESBYTERIAN TELEPHONE NO. 270-6262
OWNER ADDRESS 2020 1/2 S. BROADWAY CONTACT PERSON BRIAN TAP

- 1. FLUSH WALL 2 Square Feet per Linear Foot of Building Facade
- 2. ROOF 2 Square Feet per Linear Foot of Building Facade
- 3. FREE-STANDING MONUMENT 2 Traffic Lanes - 0.75 Square Feet x Street Frontage
4 or more Traffic Lanes - 1.5 Square Feet x Street Frontage
- 4. PROJECTING 0.5 Square Feet per each Linear Foot of Building Facade
- 5. OFF-PREMISE See #3 Spacing Requirements; Not > 300 Square Feet or < 15 Square Feet

Externally Illuminated Internally Illuminated Non-Illuminated

(1 - 5) Area of Proposed Sign: 28 ^{KVA} Square Feet
(1,2,4) Building Façade: 60 Linear Feet
(1 - 4) Street Frontage: 480 Linear Feet
(2 - 5) Height to Top of Sign: 5'6" Feet Clearance to Grade: 1'6" Feet
(5) Distance from all Existing Off-Premise Signs within 600 Feet: _____ Feet

EXISTING SIGNAGE/TYPE:

_____	_____	Sq. Ft.
_____	_____	Sq. Ft.
_____	_____	Sq. Ft.
_____	_____	Sq. Ft.
Total Existing:		_____ Sq. Ft.

● FOR OFFICE USE ONLY ●

Signage Allowed on Parcel:

Building	<u>120</u>	Sq. Ft.
Free-Standing	<u>360</u>	Sq. Ft.
Total Allowed:	<u>360</u>	Sq. Ft.

COMMENTS: _____

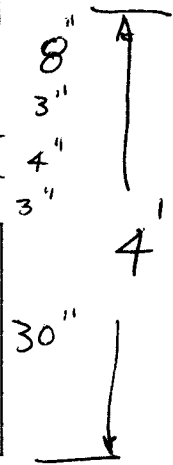

NOTE: No sign may exceed 300 square feet. A separate sign clearance is required for each sign. Attach a sketch, to scale, of proposed and existing signage including types, dimensions and lettering. Attach a plot plan, to scale, showing: abutting streets, alleys, easements, driveways, encroachments, property lines, distances from existing buildings to proposed signs and required setbacks. A SEPARATE PERMIT FROM THE BUILDING DEPARTMENT IS ALSO REQUIRED.

I hereby attest that the information on this form and the attached sketches are true and accurate.

[Signature] 12/15/04 [Signature] 12/20/04
Applicant's Signature Date Community Development Approval Date

(White: Community Development) (Canary: Applicant) (Pink: Building Dept) (Goldenrod: Code Enforcement)

MONUMENT PRESBYTERIAN CHURCH



24 SQ FT.

Clark & Thomson


985-3340

Fax

241-

56/8

19 x 5
19 x 4 = 76
19 x 8 = 72




CROSS

SEE ATTACHED GRAPHIC FOR FONT.

INTERCHANGEABLE LETTER SIGN

8 Letters
4 Letters

MONUMENT
PRESBYTERIAN CHURCH



COPPER TO MATCH WALKWAY WALL

4'-10"

4'

1'-2-6"

UPLIGHT

Conc Block to match retaining walls.

24 sq ft.

