



SIGN PERMIT

@

Community Development Department
250 North 5th Street
Grand Junction, CO 81501
(970) 244-1430

Permit No. _____
Date Submitted 4-8-05
FEE \$ 25.00
Tax Schedule _____
Zone PD

BUSINESS NAME St Mary's Hospital
STREET ADDRESS 2635 North 7th St
PROPERTY OWNER Same
OWNER ADDRESS Same

CONTRACTOR Platinum Sign Co
LICENSE NO. 2050681
ADDRESS 2916 I-70 B
TELEPHONE NO. 970-248-9677 Mike

- 1. FLUSH WALL 2 Square Feet per Linear Foot of Building Facade
- Face Change Only (2,3 & 4):**
- 2. ROOF 2 Square Feet per Linear Foot of Building Facade
- 3. FREE-STANDING 2 Traffic Lanes - 0.75 Square Feet x Street Frontage
4 or more Traffic Lanes - 1.5 Square Feet x Street Frontage
- 4. PROJECTING 0.5 Square Feet per each Linear Foot of Building Facade

Existing Externally or Internally Illuminated - No Change in Electrical Service Non-Illuminated

(1 - 4) Area of Proposed Sign 120 Square Feet
(1,2,4) Building Facade _____ Linear Feet
(1 - 4) Street Frontage _____ Linear Feet
(2,3,4) Height to Top of Sign _____ Feet Clearance to Grade _____ Feet

Existing Signage/Type:	
	Sq. Ft.
<u>See Master Plan</u>	Sq. Ft.
<u>(as revised 3/15/2005)</u>	Sq. Ft.
Total Existing:	Sq. Ft.

● FOR OFFICE USE ONLY ●	
Signage Allowed on Parcel:	
Building	Sq. Ft.
Free-Standing	Sq. Ft.
Total Allowed:	Sq. Ft.

COMMENTS:

NOTE: No sign may exceed 300 square feet. A separate sign permit is required for each sign. Attach a sketch of proposed and existing signage including types, dimensions, lettering, abutting streets, alleys, easements, property lines, and locations. Roof signs shall be manufactured such that no guy/wires, braces or supports shall be visible.

[Signature] 4-7-05 [Signature] 4/11/2005
Applicant's Signature Date Community Development Approval Date

(White: Community Development) (Canary: Applicant) (Pink: Code Enforcement)

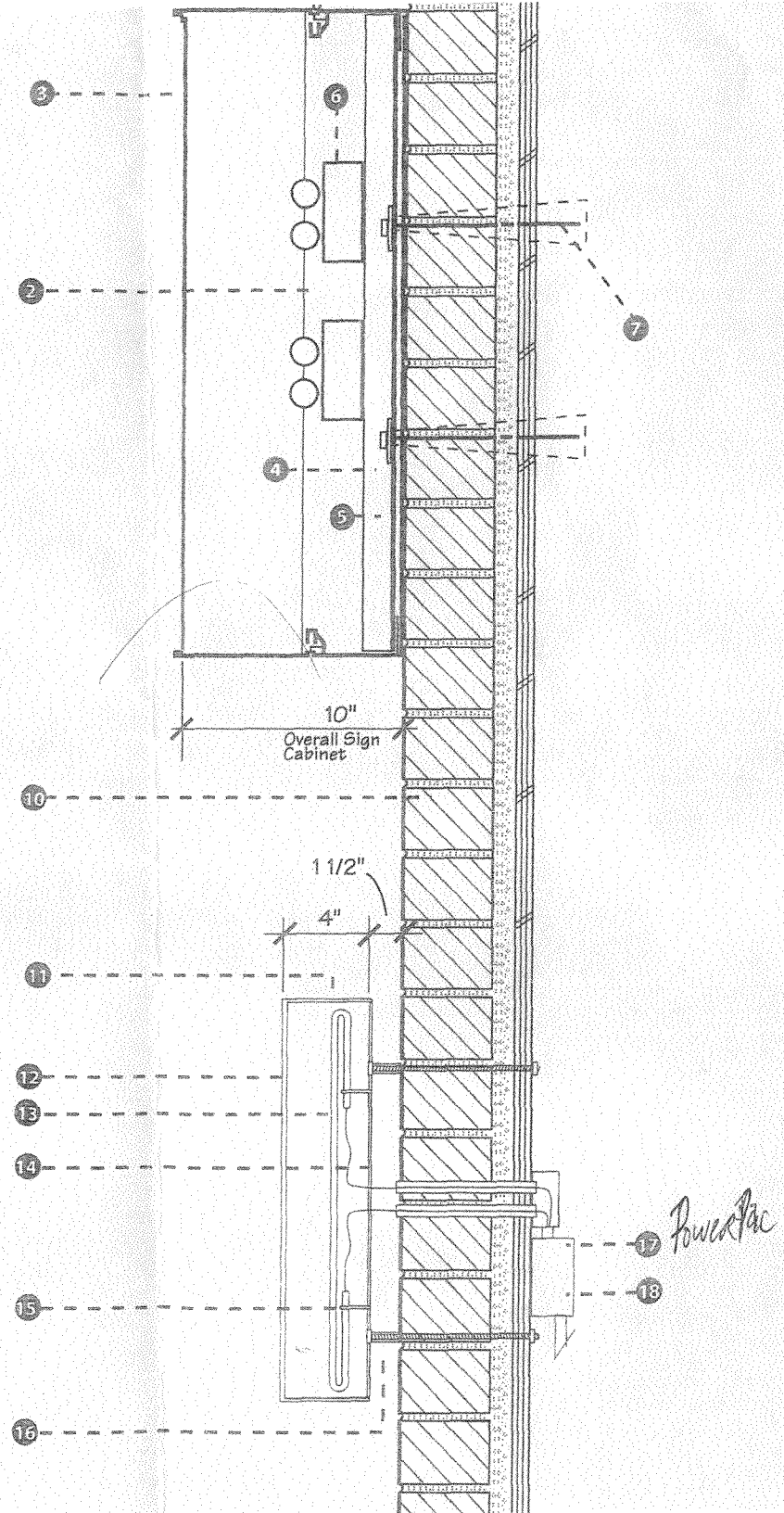
18" x 13"

Delete

Approval
Proceed

14" x 9"

Delete



- 2 3M Panaflex Sign Facing Material
- 3 All aluminum signage cabinet exterior panels shall be a Mathews 2-part epoxy finish. Signage contractor shall submit all paint color and translucent vinyl color finish samples to designer for approval prior to fabrication.
- 4 Contractor shall manufacture sign boxes to provide electrical service and a j-box to the signage cabinet to meet internal sign back lighting requirements.
- 5 1-1/2" x 1-1/2" x 1/8" steel angle for mounting signage cabinet 24" o.c.
- 6 Fluorescent back lighting
- 7 3/8" dia. "Hilte expansion bolts"

- 10 Existing Brick Wall.
- 11 4" Deep Returns, .080 Gauge Aluminum.
- 12 .125 Gauge Aluminum Face On Letters. Back-lit 1/4" Thick Plex Face On Logo With Subsurface Vinyl.
- 13 15mm Neon Tubing, 6500 Volt-arc, 125% Illumination Intensity.
- 14 Clear Acrylic Letter Backer Panel.
- 15 Glass Neon Tube Supports.
- 16 1 1/2" Stand-off Spacers.
- 17 UL Approved Remote Transformer.
- 18 Primary 120 Volt Line.

Color Code

- A Beige, PMS 726U
- B Gray, PMS 428U
- C White
- D Green, PMS 356
- F Blue, PMS 280
- G Red, PMS 032

Date: 02/13/04
 Scale: 1/2" = 1'
 Drawn by: DF


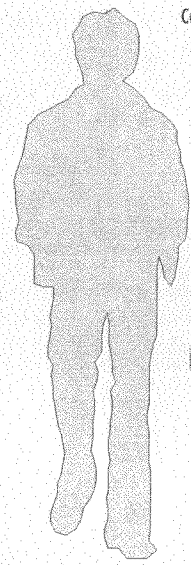
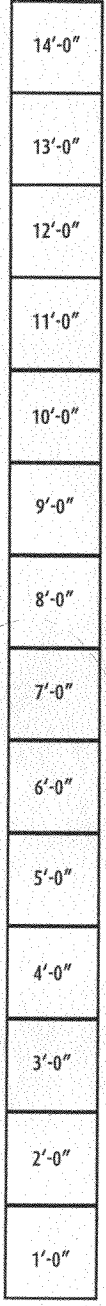
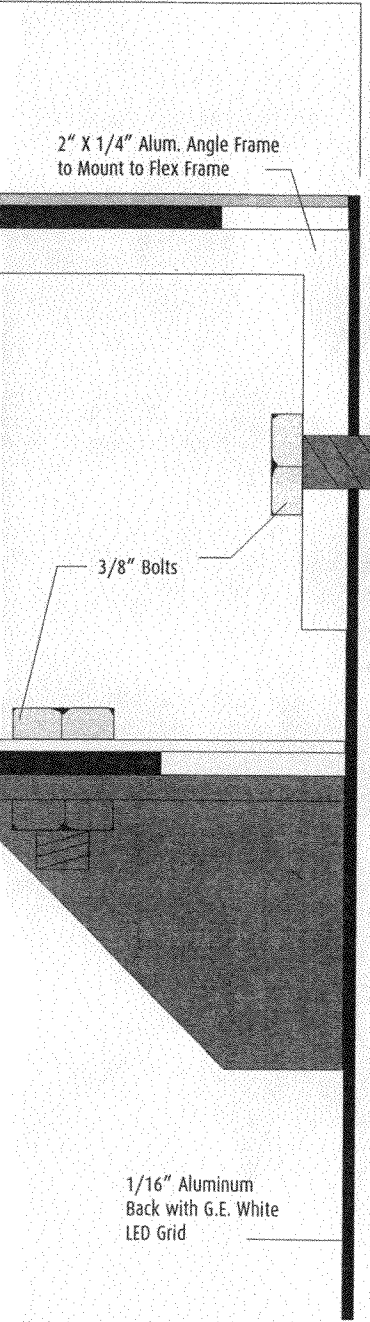
Client: st. mary's hospital - grand junction

Project: exterior signage

Job #: 3074

THIS DRAWING IS THE PROPERTY OF AESTHETICS, INC. NO REPRODUCTION OR DUPLICATION OF ANY KIND WITHOUT WRITTEN PERMISSION FROM AESTHETICS, INC IS STRICTLY PROHIBITED.
 © AESTHETICS, INC. 2003

AESTHETICS INC
 500 - San Diego, CA 92103
 619.693.7510
 info@aesthetics.net



Job #: 3074


Project: exterior signage

Client: st. mary's hospital - grand junction

Drawn by: DF

Scale: 1/2" = 1'

Date: 02/13/04



south elevation
replacing existing logo
North

