



Sign Permit

Community Development Department
250 North 5th Street
Grand Junction CO 81501
Phone: (970) 244-1430 FAX (970) 256-4031

Permit No.	_____
Date Submitted	<u>6/15/06</u>
Fee \$	<u>5⁰⁰</u>
Zone	<u>B-2</u>

TAX SCHEDULE	<u>2945-143-21-011</u>	CONTRACTOR	<u>Bud's Signs</u>
BUSINESS NAME	<u>Pantheon Coffee & Tea</u>	LICENSE NO.	<u>2060105</u>
STREET ADDRESS	<u>461 Main Street</u>	ADDRESS	<u>1055 Ute Ave</u>
PROPERTY OWNER	<u>Summit Canyon</u>	TELEPHONE NO.	<u>245-7700</u>
OWNER ADDRESS	<u>SAME</u>	CONTACT PERSON	<u>TODD</u>

<input checked="" type="checkbox"/> 1. FLUSH WALL	2 Square Feet per Linear Foot of Building Façade
<u>Face change only on items 2, 3 & 4</u>	
<input type="checkbox"/> 2. ROOF	2 Square Feet per Linear Foot of Building Façade
<input type="checkbox"/> 3. PROJECTING	0.5 Square Feet per each Linear Foot of Building Façade
<input type="checkbox"/> 4. FREE-STANDING	2 Traffic Lanes - 0.75 Square Feet x Street Frontage 4 or more Traffic Lanes - 1.5 Square Feet x Street Frontage

Existing Externally or Internally Illuminated - No Change in Electrical Service Non-Illuminated

(1-4) Area of Proposed Sign:	<u>3.50</u> Square Feet	Building Façade Direction:	North <u>(South)</u> East West
(1-3) Building Façade:	<u>60 50'</u> Linear Feet	Name of Street:	<u>Alley</u>
(4) Street Frontage:	<u>60 50'</u> Linear Feet	Clearance to Grade:	_____ Feet
(2-4) Height to Top of Sign:	<u>10</u> Feet		

EXISTING SIGNAGE/TYPE:	
_____	_____ Sq. Ft.
_____	_____ Sq. Ft.
_____	_____ Sq. Ft.
Total Existing:	<u>0</u> Sq. Ft.

FOR OFFICE USE ONLY	
Signage Allowed on Parcel:	
Building	<u>100'</u> Sq. Ft.
Free-Standing	<u>37.5</u> Sq. Ft.
Total Allowed:	<u>100</u> Sq. Ft.

COMMENTS: _____

NOTE: No sign may exceed 300 square feet. A separate sign permit is required for each sign. Attach a sketch, to scale, of proposed and existing signage including types, dimensions and lettering. Attach a plot plan, to scale, showing: abutting streets, alleys, easements, driveways, encroachments, property lines, distances from existing buildings to proposed signs and required setbacks. Roof signs shall be manufactured such that no guy wires, braces or supports shall be visible.

I hereby attest that the information on this form and the attached sketches are true and accurate.

Zedd Stohera 6/14/06 Uliska Magaz 6/15/06
 Applicant's Signature Date Community Development Approval Date

(White: Community Development) (Yellow: Applicant) (Pink: Code Enforcement)



Sign Permit

Community Development Department
250 North 5th Street
Grand Junction CO 81501
Phone: (970) 244-1430 FAX (970) 256-4031

Permit No.	_____
Date Submitted	<u>6/15/06</u>
Fee \$	<u>25⁰⁰</u>
Zone	<u>B-2</u>

TAX SCHEDULE	<u>2945-143-21-011</u>	CONTRACTOR	<u>Bud's Signs</u>
BUSINESS NAME	<u>Pantheon Coffee + Tea</u>	LICENSE NO.	<u>2060105</u>
STREET ADDRESS	<u>461 Main Street</u>	ADDRESS	<u>1055 Ute Ave</u>
PROPERTY OWNER	<u>Sannott Canyon</u>	TELEPHONE NO.	<u>295-7700</u>
OWNER ADDRESS	<u>SAME</u>	CONTACT PERSON	<u>TODD</u>

- 1. FLUSH WALL 2 Square Feet per Linear Foot of Building Façade
- Face change only on items 2, 3 & 4**
- 2. ROOF 2 Square Feet per Linear Foot of Building Façade
- 3. PROJECTING 0.5 Square Feet per each Linear Foot of Building Façade
- 4. FREE-STANDING 2 Traffic Lanes - 0.75 Square Feet x Street Frontage
4 or more Traffic Lanes - 1.5 Square Feet x Street Frontage

Existing Externally or Internally Illuminated – No Change in Electrical Service Non-Illuminated

(1-4) Area of Proposed Sign:	<u>15</u> Square Feet	Building Façade Direction:	North South <u>East</u> West
(1-3) Building Façade:	<u>125</u> Linear Feet	Name of Street:	<u>5th</u>
(4) Street Frontage:	<u>125</u> Linear Feet	Clearance to Grade:	<u>6</u> Feet
(2-4) Height to Top of Sign:	<u>10</u> Feet		

EXISTING SIGNAGE/TYPE:	
<u>Flash wall</u>	<u>21</u> Sq. Ft.
_____	_____ Sq. Ft.
_____	_____ Sq. Ft.
_____	_____ Sq. Ft.
Total Existing:	<u>21</u> Sq. Ft.

FOR OFFICE USE ONLY	
Signage Allowed on Parcel:	
Building	<u>250'</u> Sq. Ft.
Free-Standing	<u>187.5</u> Sq. Ft.
Total Allowed:	<u>250'</u> Sq. Ft.

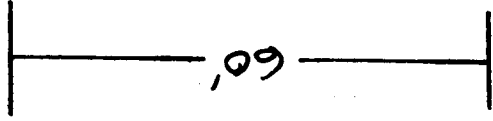
COMMENTS: _____

NOTE: No sign may exceed 300 square feet. A separate sign permit is required for each sign. Attach a sketch, to scale, of proposed and existing signage including types, dimensions and lettering. Attach a plot plan, to scale, showing: abutting streets, alleys, easements, driveways, encroachments, property lines, distances from existing buildings to proposed signs and required setbacks. Roof signs shall be manufactured such that no guy wires, braces or supports shall be visible.

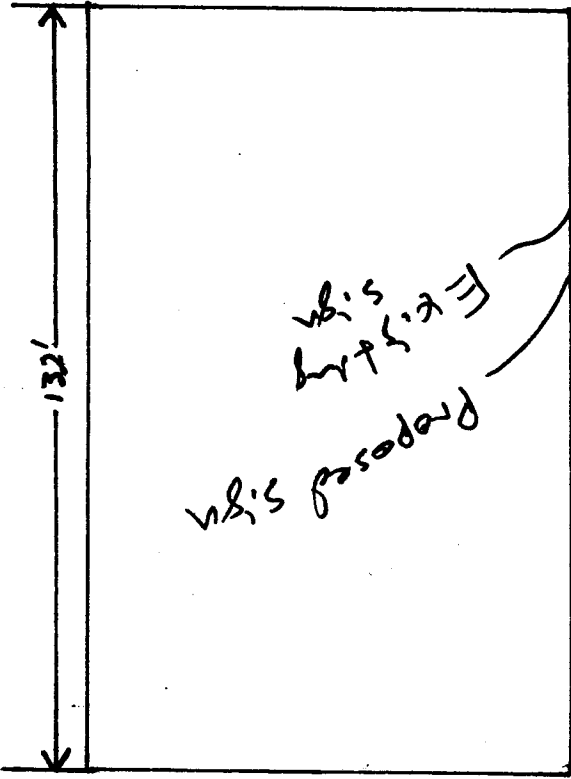
I hereby attest that the information on this form and the attached sketches are true and accurate.

Todd Kachera 6/14/06 [Signature] 6/15/06

Applicant's Signature Date Community Development Approval Date



Main

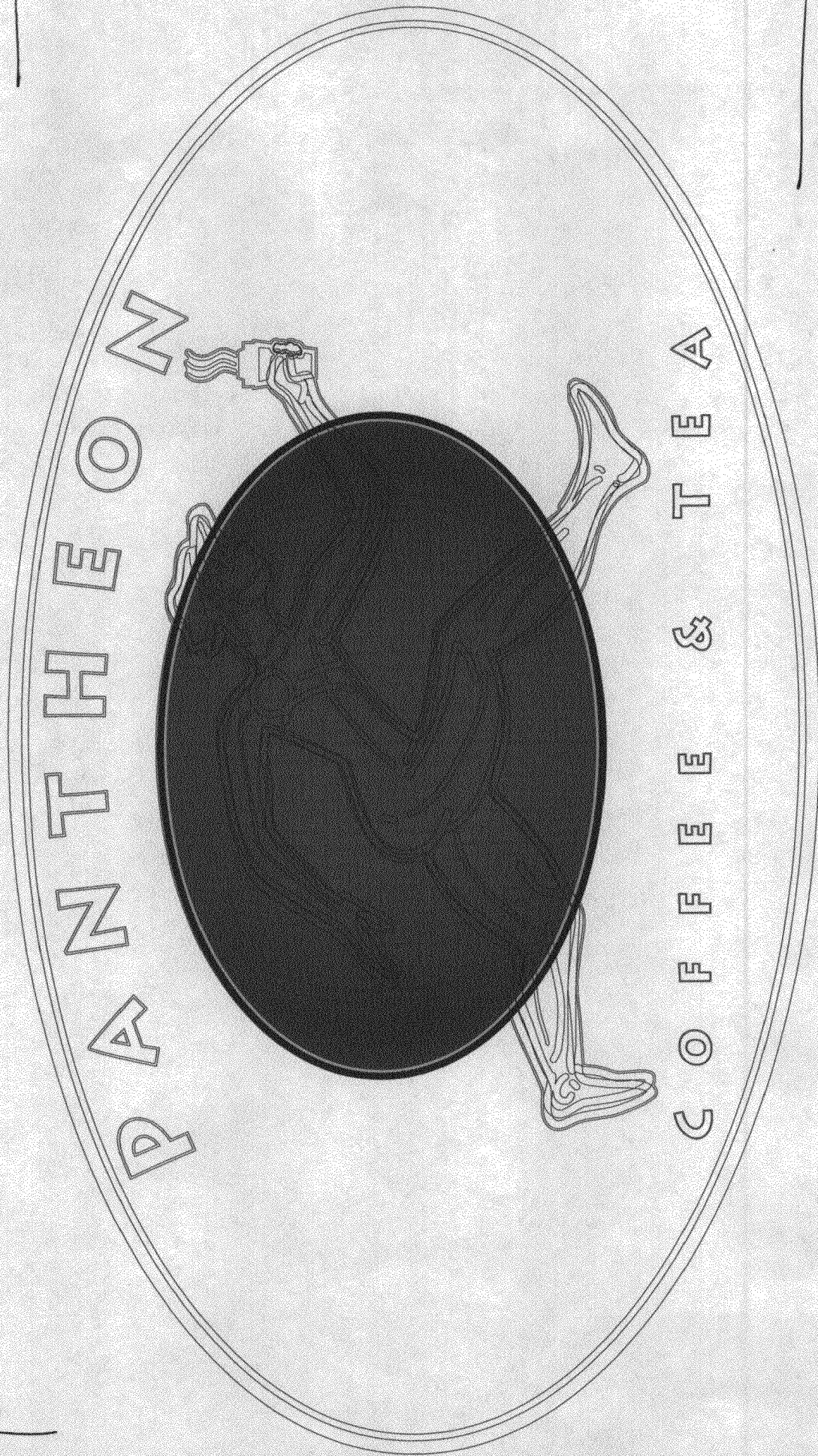


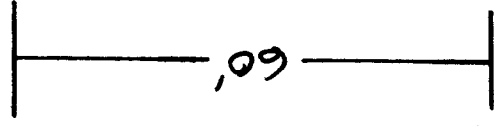
S-H

Alley

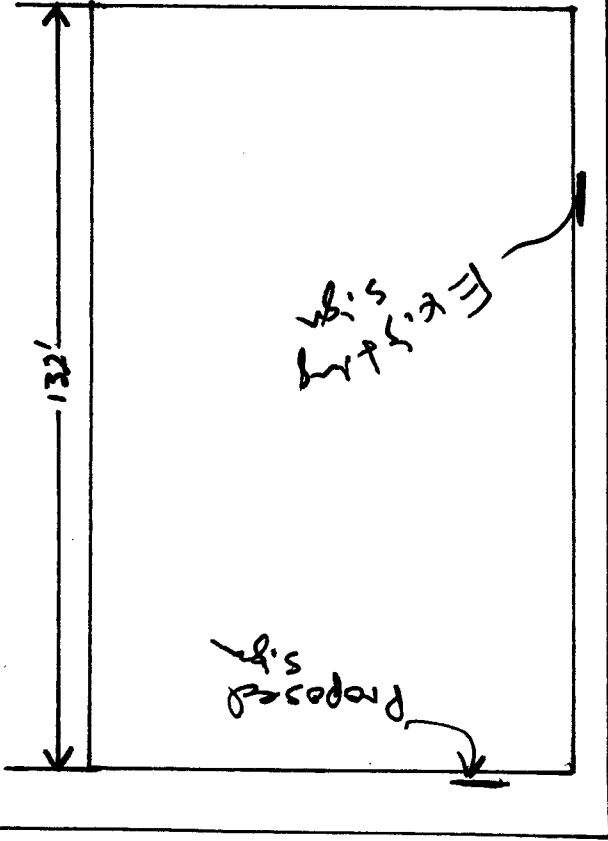
4'6"

2'6"






Main



5'-4"

Alley



COFFEE & TEA

PANTHEON

2 1/2"

1 1/2"