



# Sign Permit

Community Development Department  
250 North 5<sup>th</sup> Street  
Grand Junction CO 81501  
Phone: (970) 244-1430 FAX (970) 256-4031

Permit No.	_____
Date Submitted	<u>6-5-06</u>
Fee \$	<u>5.00</u>
Zone	<u>B-2</u>

TAX SCHEDULE	_____	CONTRACTOR	<u>Bud's Signs</u>
BUSINESS NAME	<u>American National</u>	LICENSE NO.	<u>2060105</u>
STREET ADDRESS	<u>551 Grand</u>	ADDRESS	<u>1055 Ute Ave</u>
PROPERTY OWNER	<u>SAME</u>	TELEPHONE NO.	<u>245-7700</u>
OWNER ADDRESS	<u>SAME</u>	CONTACT PERSON	<u>TODD</u>

<input type="checkbox"/> 1. FLUSH WALL	2 Square Feet per Linear Foot of Building Façade
<input checked="" type="checkbox"/> <u>Face change only</u> on items 2, 3 & 4	
<input type="checkbox"/> 2. ROOF	2 Square Feet per Linear Foot of Building Façade
<input type="checkbox"/> 3. PROJECTING	0.5 Square Feet per each Linear Foot of Building Façade
<input checked="" type="checkbox"/> 4. FREE-STANDING	2 Traffic Lanes - 0.75 Square Feet x Street Frontage 4 or more Traffic Lanes - 1.5 Square Feet x Street Frontage

Existing Externally or Internally Illuminated No Change in Electrical Service       Non-Illuminated

(1-4) Area of Proposed Sign:	<u>8</u> Square Feet	Building Façade Direction:	<u>North</u> South East West
(1-3) Building Façade:	<u>36</u> Linear Feet	Name of Street:	<u>Grand</u>
(4) Street Frontage:	<u>128</u> Linear Feet	Clearance to Grade:	<u>0</u> Feet
(2-4) Height to Top of Sign:	<u>4</u> Feet		

EXISTING SIGNAGE/TYPE:	
<u>Monument</u>	<u>16</u> Sq. Ft.
_____	_____ Sq. Ft.
_____	_____ Sq. Ft.
Total Existing:	<u>16</u> Sq. Ft.

FOR OFFICE USE ONLY	
Signage Allowed on Parcel:	
Building	<u>72</u> Sq. Ft.
Free-Standing	<u>192</u> Sq. Ft.
Total Allowed:	<u>192</u> Sq. Ft.

COMMENTS: Face Change 1/2 Monument Sign

NOTE: No sign may exceed 300 square feet. A separate sign permit is required for each sign. Attach a sketch, to scale, of proposed and existing signage including types, dimensions and lettering. Attach a plot plan, to scale, showing: abutting streets, alleys, easements, driveways, encroachments, property lines, distances from existing buildings to proposed signs and required setbacks. Roof signs shall be manufactured such that no guy wires, braces or supports shall be visible.

I hereby attest that the information on this form and the attached sketches are true and accurate.

<u>[Signature]</u>	<u>6/5/06</u>	<u>[Signature]</u>	<u>6/16/06</u>
Applicant's Signature	Date	Community Development Approval	Date

(White: Community Development)      (Yellow: Applicant)      (Pink: Code Enforcement)

4'

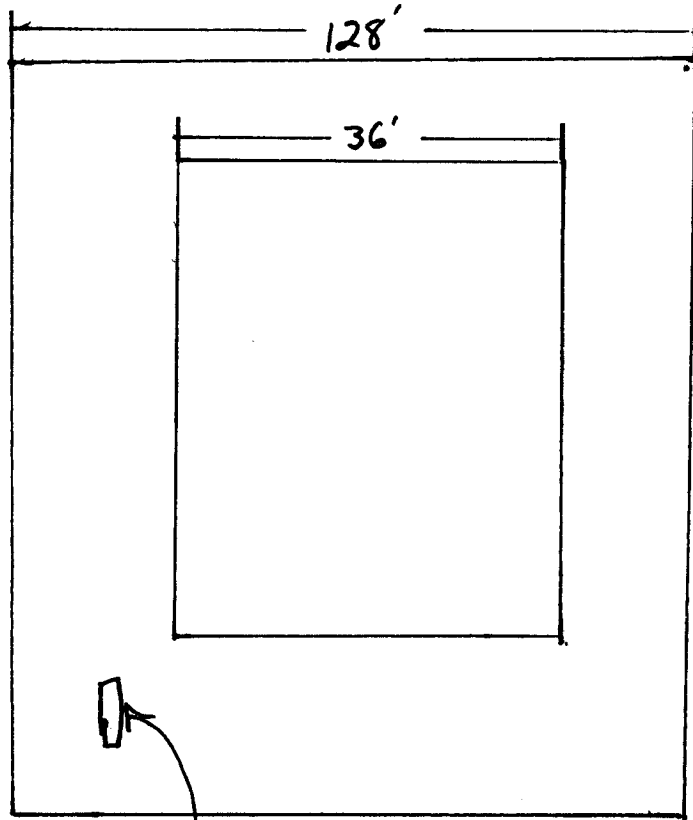


**AMERICAN  
NATIONAL**



2'

~~G 1/2~~



N  
↓

Grand

Face  
Change



# Sign Permit

Community Development Department  
250 North 5<sup>th</sup> Street  
Grand Junction CO 81501  
Phone: (970) 244-1430 FAX (970) 256-4031

Permit No.	_____
Date Submitted	<u>10-5-06</u>
Fee \$	<u>5.00</u>
Zone	<u>B-2</u>

TAX SCHEDULE	<u>2945-143-05-007</u>	CONTRACTOR	<u>Bud's Signs</u>
BUSINESS NAME	<u>American National</u>	LICENSE NO.	<u>2060105</u>
STREET ADDRESS	<u>551 Grand</u>	ADDRESS	<u>1055 Ute Ave.</u>
PROPERTY OWNER	<u>Same</u>	TELEPHONE NO.	<u>245-2700</u>
OWNER ADDRESS	<u>SAME</u>	CONTACT PERSON	<u>TODD</u>

<input checked="" type="checkbox"/> 1. FLUSH WALL	2 Square Feet per Linear Foot of Building Façade
<b>Face change only on items 2, 3 &amp; 4</b>	
<input type="checkbox"/> 2. ROOF	2 Square Feet per Linear Foot of Building Façade
<input type="checkbox"/> 3. PROJECTING	0.5 Square Feet per each Linear Foot of Building Façade
<input type="checkbox"/> 4. FREE-STANDING	2 Traffic Lanes - 0.75 Square Feet x Street Frontage 4 or more Traffic Lanes - 1.5 Square Feet x Street Frontage

Existing Externally or Internally Illuminated – No Change in Electrical Service       Non-Illuminated

(1-4) Area of Proposed Sign:	<u>8</u> Square Feet	Building Façade Direction:	<u>North</u> South East West
(1-3) Building Façade:	<u>36</u> Linear Feet	Name of Street:	<u>Grand</u>
(4) Street Frontage:	<u>128</u> Linear Feet	Clearance to Grade:	<u>8</u> Feet
(2-4) Height to Top of Sign:	<u>10</u> Feet		

EXISTING SIGNAGE/TYPE:	
<u>Monument</u>	<u>16</u> Sq. Ft.
_____	_____ Sq. Ft.
_____	_____ Sq. Ft.
_____	_____ Sq. Ft.
Total Existing:	<u>16</u> Sq. Ft.

FOR OFFICE USE ONLY	
Signage Allowed on Parcel:	
Building	<u>72</u> Sq. Ft.
Free-Standing	<u>192</u> Sq. Ft.
Total Allowed:	<u>192</u> Sq. Ft.

COMMENTS: \_\_\_\_\_

**NOTE:** No sign may exceed 300 square feet. A separate sign permit is required for each sign. Attach a sketch, to scale, of proposed and existing signage including types, dimensions and lettering. Attach a plot plan, to scale, showing: abutting streets, alleys, easements, driveways, encroachments, property lines, distances from existing buildings to proposed signs and required setbacks. Roof signs shall be manufactured such that no guy wires, braces or supports shall be visible.

I hereby attest that the information on this form and the attached sketches are true and accurate.

<u>[Signature]</u>	<u>6/5/06</u>	<u>[Signature]</u>	<u>6/5/06</u>
Applicant's Signature	Date	Community Development Approval	Date

(White: Community Development)      (Yellow: Applicant)      (Pink: Code Enforcement)

4'

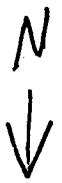
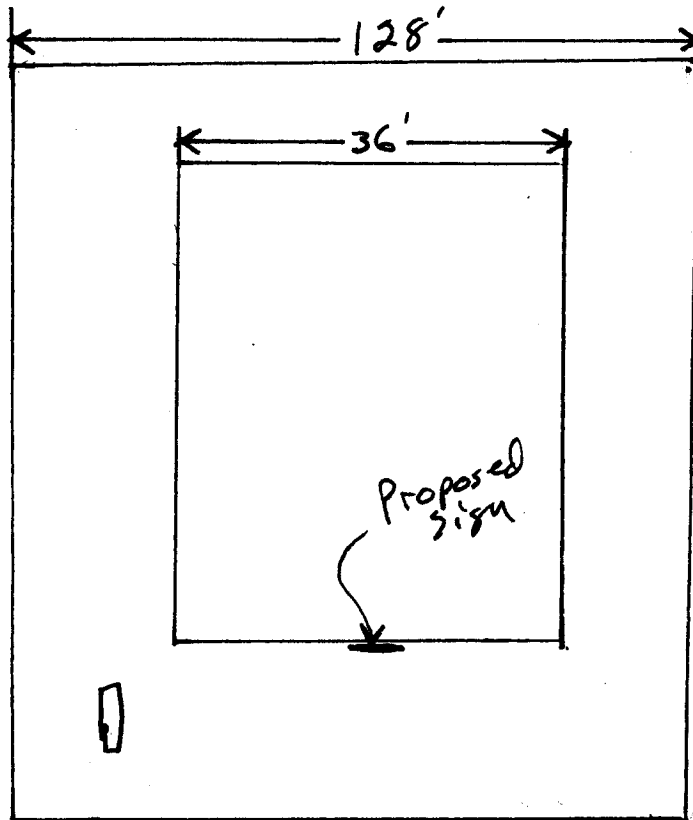


**AMERICAN  
NATIONAL**

2'



~~6th~~



Grand