



# Sign Permit

Community Development Department  
250 North 5<sup>th</sup> Street  
Grand Junction CO 81501  
Phone: (970) 244-1430 FAX (970) 256-4031

(A)

Permit No.	_____
Date Submitted	<u>10-27-06</u>
Fee \$	<u>25.00</u>
Zone	<u>C-1</u>

TAX SCHEDULE	<u>2945-012-50-011</u>	CONTRACTOR	<u>PLATINUM SIGN CO.</u>
BUSINESS NAME	<u>AUTHENTIC EATS</u>	LICENSE NO.	<u>2000559</u>
STREET ADDRESS	<u>683 HORIZON DRIVE</u>	ADDRESS	<u>2916 I-70 B</u>
PROPERTY OWNER	<u>NEW HORIZON LLC</u>	TELEPHONE NO.	<u>248-9677</u>
OWNER ADDRESS	_____	CONTACT PERSON	<u>BRIAN TAP</u>

<input checked="" type="checkbox"/> 1. FLUSH WALL	2 Square Feet per Linear Foot of Building Façade
<b>Face change only on items 2, 3 &amp; 4</b>	
<input type="checkbox"/> 2. ROOF	2 Square Feet per Linear Foot of Building Façade
<input type="checkbox"/> 3. PROJECTING	0.5 Square Feet per each Linear Foot of Building Façade
<input type="checkbox"/> 4. FREE-STANDING	2 Traffic Lanes - 0.75 Square Feet x Street Frontage 4 or more Traffic Lanes - 1.5 Square Feet x Street Frontage

Existing Externally or Internally Illuminated – No Change in Electrical Service       Non-Illuminated

(1-4) Area of Proposed Sign:	<u>24</u> Square Feet	Building Façade Direction:	North <u>South</u> East West
(1-3) Building Façade:	_____ Linear Feet	Name of Street:	<u>Horizon Dr.</u>
(4) Street Frontage:	_____ Linear Feet	Clearance to Grade:	<u>19</u> Feet
(2-4) Height to Top of Sign:	<u>23</u> Feet		

<b>EXISTING SIGNAGE/TYPE:</b>	
_____	_____ Sq. Ft.
_____	_____ Sq. Ft.
_____	_____ Sq. Ft.
Total Existing:	_____ Sq. Ft.

<b>FOR OFFICE USE ONLY</b>	
Signage Allowed on Parcel:	
Building	<u>50</u> Sq. Ft.
Free-Standing	<u>      </u> Sq. Ft.
Total Allowed:	<u>50</u> Sq. Ft.

COMMENTS: SAFEWAY PLAZA WING. 50 FT. ALLOWED PER ZONING  
COND USE PLAN.

**NOTE:** No sign may exceed 300 square feet. A separate sign permit is required for each sign. Attach a sketch, to scale, of proposed and existing signage including types, dimensions and lettering. Attach a plot plan, to scale, showing: abutting streets, alleys, easements, driveways, encroachments, property lines, distances from existing buildings to proposed signs and required setbacks. Roof signs shall be manufactured such that no guy wires, braces or supports shall be visible.

I hereby attest that the information on this form and the attached sketches are true and accurate.

	<u>10/27/06</u>		<u>10/30/06</u>
Applicant's Signature	Date	Community Development Approval	Date

(White: Community Development)      (Yellow: Applicant)      (Pink: Code Enforcement)



# Sign Permit

Community Development Department  
250 North 5<sup>th</sup> Street  
Grand Junction CO 81501  
Phone: (970) 244-1430 FAX (970) 256-4031

B

Permit No.	_____
Date Submitted	<u>10-27-06</u>
Fee \$	<u>5.00</u>
Zone	<u>C-1</u>

TAX SCHEDULE	<u>2945-012-50-011</u>	CONTRACTOR	<u>PLATINUM SIGN CO.</u>
BUSINESS NAME	<u>AUTHENTIC EATS</u>	LICENSE NO.	<u>2060559</u>
STREET ADDRESS	<u>683 HORIZON DR.</u>	ADDRESS	<u>2916 I-70 B</u>
PROPERTY OWNER	<u>NEW HORIZON LLC</u>	TELEPHONE NO.	<u>248-9677</u>
OWNER ADDRESS	_____	CONTACT PERSON	<u>BRIAN TAP</u>

<input checked="" type="checkbox"/> 1. FLUSH WALL	2 Square Feet per Linear Foot of Building Façade
<u>Face change only on items 2, 3 &amp; 4</u>	
<input type="checkbox"/> 2. ROOF	2 Square Feet per Linear Foot of Building Façade
<input type="checkbox"/> 3. PROJECTING	0.5 Square Feet per each Linear Foot of Building Façade
<input type="checkbox"/> 4. FREE-STANDING	2 Traffic Lanes - 0.75 Square Feet x Street Frontage 4 or more Traffic Lanes - 1.5 Square Feet x Street Frontage

Existing Externally or Internally Illuminated – No Change in Electrical Service       Non-Illuminated

(1-4) Area of Proposed Sign:	<u>24</u> Square Feet	Building Façade Direction:	North South <u>East</u> West
(1-3) Building Façade:	_____ Linear Feet	Name of Street:	<u>HORIZON DR.</u>
(4) Street Frontage:	_____ Linear Feet	Clearance to Grade:	<u>19</u> Feet
(2-4) Height to Top of Sign:	<u>23</u> Feet		



<b>EXISTING SIGNAGE/TYPE:</b>	
_____	_____ Sq. Ft.
_____	_____ Sq. Ft.
_____	_____ Sq. Ft.
Total Existing:	_____ Sq. Ft.

<b>FOR OFFICE USE ONLY</b>	
Signage Allowed on Parcel:	
Building	<u>50</u> Sq. Ft.
Free-Standing	<u>—</u> Sq. Ft.
Total Allowed:	<u>50</u> Sq. Ft.

COMMENTS: Safeway Plaza wing, 50ft allowed per tenant  
conditional use plan.

NOTE: No sign may exceed 300 square feet. A separate sign permit is required for each sign. Attach a sketch, to scale, of proposed and existing signage including types, dimensions and lettering. Attach a plot plan, to scale, showing: abutting streets, alleys, easements, driveways, encroachments, property lines, distances from existing buildings to proposed signs and required setbacks. Roof signs shall be manufactured such that no guy wires, braces or supports shall be visible.

I hereby attest that the information on this form and the attached sketches are true and accurate.

	<u>10/27/06</u>		<u>10/30/06</u>
Applicant's Signature	Date	Community Development Approval	Date

(White: Community Development)      (Yellow: Applicant)      (Pink: Code Enforcement)

(A) (B)

**AUTHENTIC**

**EATS**

**24 Sq Ft**

Neon Channel Letters 30" tall. All letters to have 5" black returns, red faces with black jewelite trim.  
Letters to be internally illuminated with clead red 15mm neon. Channel Box with "AUTHENTIC" will be 11" x 84".



**2916 Hwy. 6&24 Grand Junction, CO 81504 (970)248-9677**

**FABRICATION    INSTALLATION    MAINTENANCE    NEON    VINYL    TRUCK LETTERING**

THIS ARTWORK WAS PREPARED BY AND IS THE PROPERTY OF PLATINUM SIGN CO. ANY UNAUTHORIZED USE OF SAME, IN WHOLE OR PART IS PROHIBITED. ©

# City of Grand Junction GIS City Map ©

2945-012-50-011  
New Horizon LLC  
683 Horizon Dr

**Parcels**  
□ Address Label

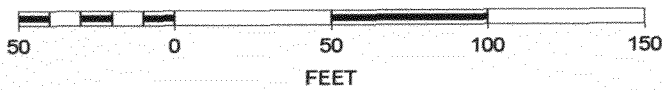
**Air Photos**  
2006 Photos

— Highways

— Street Labels



SCALE 1 : 729







19

EATS  
AUTHENTIC



