



Sign Permit

Community Development Department
250 North 5th Street
Grand Junction CO 81501
Phone: (970) 244-1430 FAX (970) 256-4031

SIGN A

Permit No.	_____
Date Submitted	<u>7/23/2006</u>
Fee \$	<u>2500</u>
Zone	<u>F-1</u>

TAX SCHEDULE	<u>2701-313-16-001</u>	CONTRACTOR	<u>Bud's Signs</u>
BUSINESS NAME	<u>D+m Wire Rope</u>	LICENSE NO.	<u>2060105</u>
STREET ADDRESS	<u>722 Scarlet Dr.</u>	ADDRESS	<u>1055 Ute Ave.</u>
PROPERTY OWNER	<u>SAME</u>	TELEPHONE NO.	<u>295-7700</u>
OWNER ADDRESS	<u>SAME</u>	CONTACT PERSON	<u>TODD</u>

<input checked="" type="checkbox"/> 1. FLUSH WALL	2 Square Feet per Linear Foot of Building Façade
Face change only on items 2, 3 & 4	
<input type="checkbox"/> 2. ROOF	2 Square Feet per Linear Foot of Building Façade
<input type="checkbox"/> 3. PROJECTING	0.5 Square Feet per each Linear Foot of Building Façade
<input type="checkbox"/> 4. FREE-STANDING	2 Traffic Lanes - 0.75 Square Feet x Street Frontage 4 or more Traffic Lanes - 1.5 Square Feet x Street Frontage

Existing Externally or Internally Illuminated - No Change in Electrical Service Non-Illuminated

(1-4) Area of Proposed Sign:	<u>117</u> Square Feet	Building Façade Direction:	North <u>South</u> East West
(1-3) Building Façade:	117 <u>225</u> Linear Feet	Name of Street:	<u>Scarlet</u>
(4) Street Frontage:	<u>345 393</u> Linear Feet	Clearance to Grade:	<u>14</u> Feet
(2-4) Height to Top of Sign:	<u>17</u> Feet		

EXISTING SIGNAGE/TYPE:	
<u>Flush wall</u>	<u>30</u> Sq. Ft.
_____	_____ Sq. Ft.
_____	_____ Sq. Ft.
_____	_____ Sq. Ft.
Total Existing:	<u>30</u> Sq. Ft.
	<u>117</u>
	<u>147</u>

FOR OFFICE USE ONLY			
Signage Allowed on Parcel:			
<u>2x 225</u> Building	<u>450</u>	Sq. Ft.	
<u>.75x 393</u> Free-Standing	<u>294</u>	Sq. Ft.	
Total Allowed:	<u>450</u>	Sq. Ft.	

COMMENTS: _____

NOTE: No sign may exceed 300 square feet. A separate sign permit is required for each sign. Attach a sketch, to scale, of proposed and existing signage including types, dimensions and lettering. Attach a plot plan, to scale, showing: abutting streets, alleys, easements, driveways, encroachments, property lines, distances from existing buildings to proposed signs and required setbacks. Roof signs shall be manufactured such that no guy wires, braces or supports shall be visible.

I hereby attest that the information on this form and the attached sketches are true and accurate.

<u>Doyle Kocera</u>	<u>7/19/06</u>	<u>Judith A. Rain</u>	<u>7/24/2006</u>
Applicant's Signature	Date	Community Development Approval	Date

(White: Community Development) (Yellow: Applicant) (Pink: Code Enforcement)



Sign Permit

Community Development Department
250 North 5th Street
Grand Junction CO 81501
Phone: (970) 244-1430 FAX (970) 256-4031

Sign B

Permit No.	_____
Date Submitted	<u>7/23/2006</u>
Fee \$	<u>5.00</u>
Zone	<u>F-1</u>

TAX SCHEDULE	<u>7701-313-16-001</u>	CONTRACTOR	<u>Bud's Signs</u>
BUSINESS NAME	<u>D+M Wire Rope</u>	LICENSE NO.	<u>2060105</u>
STREET ADDRESS	<u>722 Scarlet Dr.</u>	ADDRESS	<u>1055 Ute Ave.</u>
PROPERTY OWNER	<u>SAME</u>	TELEPHONE NO.	<u>245-7700</u>
OWNER ADDRESS	<u>SAME</u>	CONTACT PERSON	<u>TOOD</u>

<input checked="" type="checkbox"/> 1. FLUSH WALL	2 Square Feet per Linear Foot of Building Façade
Face change only on items 2, 3 & 4	
<input type="checkbox"/> 2. ROOF	2 Square Feet per Linear Foot of Building Façade
<input type="checkbox"/> 3. PROJECTING	0.5 Square Feet per each Linear Foot of Building Façade
<input type="checkbox"/> 4. FREE-STANDING	2 Traffic Lanes - 0.75 Square Feet x Street Frontage 4 or more Traffic Lanes - 1.5 Square Feet x Street Frontage

Existing Externally or Internally Illuminated - No Change in Electrical Service Non-Illuminated

(1-4) Area of Proposed Sign:	<u>34</u> Square Feet	Building Façade Direction:	North South East <u>West</u>
(1-3) Building Façade:	<u>225</u> Linear Feet	Name of Street:	<u>Scarlet</u>
(4) Street Frontage:	<u>345 393</u> Linear Feet	Clearance to Grade:	<u>14</u> Feet
(2-4) Height to Top of Sign:	<u>17</u> Feet		

EXISTING SIGNAGE/TYPE:		
<u>Flash wall</u>	<u>117</u>	Sq. Ft.
<u>Flash wall</u>	<u>30</u>	Sq. Ft.
_____	_____	Sq. Ft.
Total Existing:	<u>147</u>	Sq. Ft.
	<u>34</u>	
	<u>181</u>	

FOR OFFICE USE ONLY			
Signage Allowed on Parcel:			
<u>2x225</u> Building	<u>450</u>	Sq. Ft.	
<u>.75x393</u> Free-Standing	<u>294</u>	Sq. Ft.	
Total Allowed:	<u>450</u>	Sq. Ft.	

COMMENTS: _____

NOTE: No sign may exceed 300 square feet. A separate sign permit is required for each sign. Attach a sketch, to scale, of proposed and existing signage including types, dimensions and lettering. Attach a plot plan, to scale, showing: abutting streets, alleys, easements, driveways, encroachments, property lines, distances from existing buildings to proposed signs and required setbacks. Roof signs shall be manufactured such that no guy wires, braces or supports shall be visible.

I hereby attest that the information on this form and the attached sketches are true and accurate.

<u>Zodell Anderson</u>	<u>7/19/06</u>	<u>Judith A. Poni</u>	<u>7/24/2006</u>
Applicant's Signature	Date	Community Development Approval	Date

(White: Community Development) (Yellow: Applicant) (Pink: Code Enforcement)

39'-0"

3'-0" **D & M WIRE ROPE**

FLUSH MOUNTED PLASTIC LETTERS

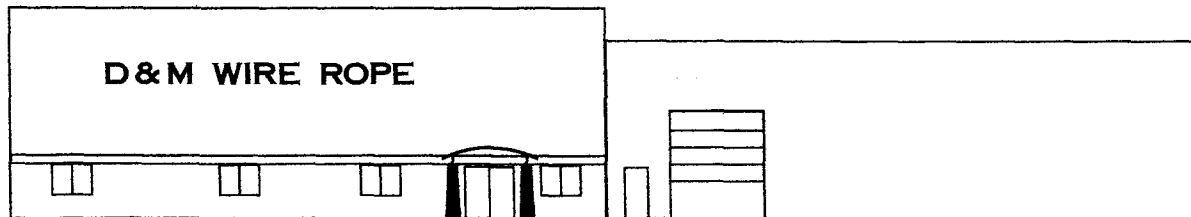
SOUTH ELEVATION

11'-4"

3'-0" **D & M**

FLUSH MOUNTED PLASTIC LETTERS

WEST ELEVATION



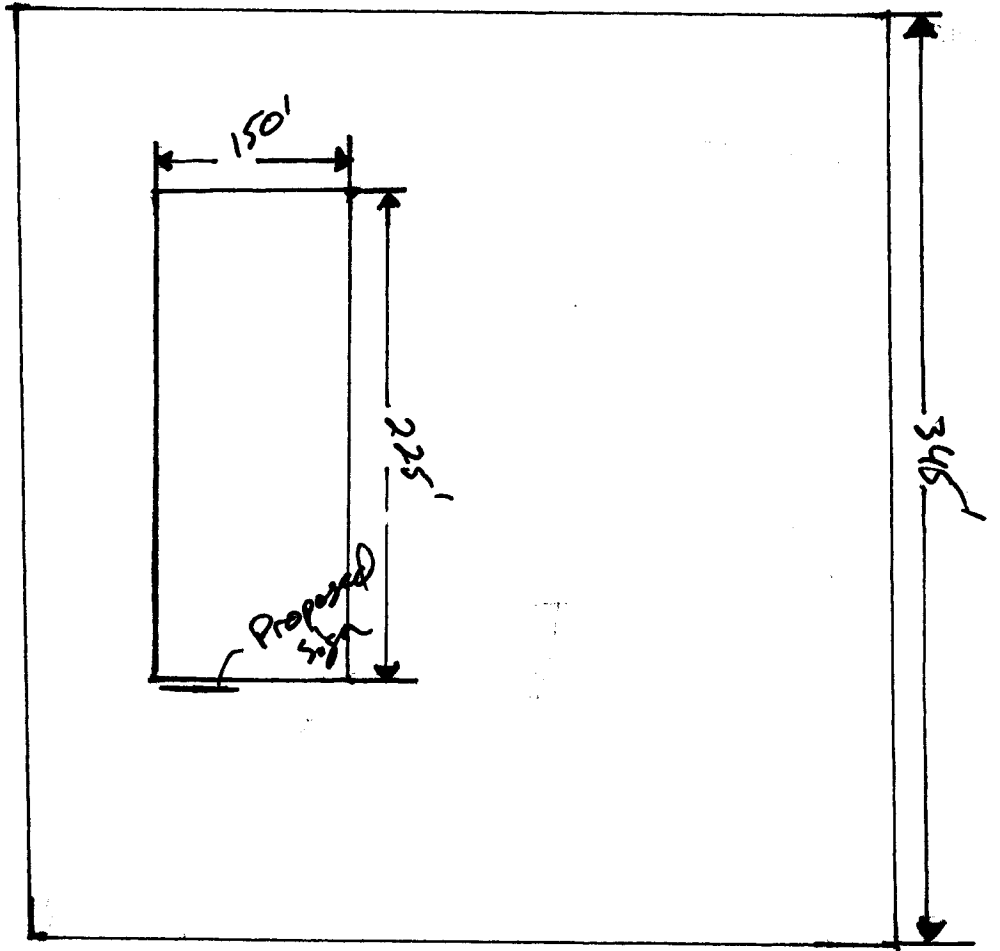
SOUTH ELEVATION

DESIGN PROPERTY OF



Scarlet Dr.
N →

Colex



39'-0"

3'-0"

D & M WIRE ROPE

FLUSH MOUNTED PLASTIC LETTERS

SOUTH ELEVATION

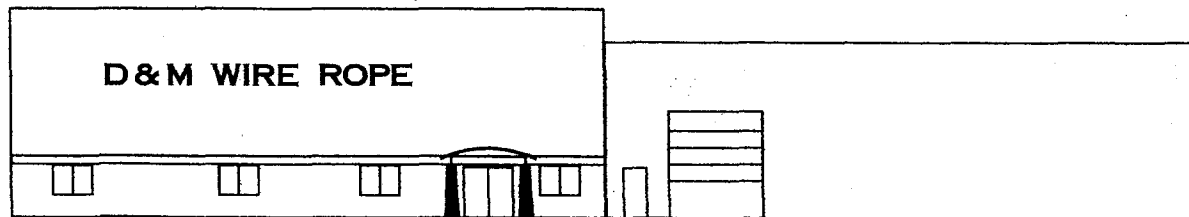
11'-4"

3'-0"

D & M

FLUSH MOUNTED PLASTIC LETTERS

WEST ELEVATION



SOUTH ELEVATION

DESIGN PROPERTY OF



Scarlet Dr.
N ↑

Colex

