



24 JAN 2006

I HAVE REVIEWED THIS SIGN FOR LOCATION AND OTHER REQUIREMENTS. THIS SIGN

QUALIFIES AS AN ON-PREMISE SIGN ADJACENT TO I-70 IN A

BONUS

REVD. MIKE SMITH, OPERATIONS & OUTDOOR AD. REGION 3 TRAFFIC

INCLUDES 2 SMTL

CDOT


*Smith*

20

SIGNS NOT TO EXCEED

150 SF

IN AREA.



# City of Grand Junction GIS City Map ©

**Parcels**  
□ Address Label

**Air Photos**  
■ 2002 Photos

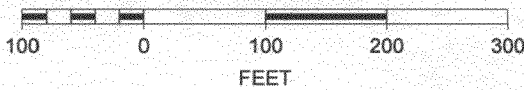
**Highways**  
—

**City Limits**  
■ Grand Junction  
■ Fruita  
■ Palisade  
■ Mesa County

**Street Labels**  
—



SCALE 1 : 1,907



X - pole location

5x20  
100 ¢

**KOMATSU**


3x8  
24 ¢

**SERVICE**

4x6  
24 ¢

**PMC**  
POWER MOTIVE

148 ¢  
total



2916 Hwy. 6&24 Grand Junction, CO 81504 (970)248-9677