

SIGN A



SIGN CLEARANCE

Community Development Department
250 North 5th Street
Grand Junction CO 81501
(970) 244-1430

Clearance No.	_____
Date Submitted	3/14/06
Fee \$	25.00
Zone	C-2

2522 Highway 50

TAX SCHEDULE	2945-103-00-144	CONTRACTOR	Bud's Signs
BUSINESS NAME	Pine Country	LICENSE NO.	2060105
STREET ADDRESS	2514 Hwy 6 + 50	ADDRESS	1055 Ute Ave.
PROPERTY OWNER	SAME	TELEPHONE NO.	245-7700
OWNER ADDRESS	SAME	CONTACT PERSON	TODD

- | | | |
|-------------------------------------|------------------|---|
| <input type="checkbox"/> | 1. FLUSH WALL | 2 Square Feet per Linear Foot of Building Facade |
| <input type="checkbox"/> | 2. ROOF | 2 Square Feet per Linear Foot of Building Facade |
| <input checked="" type="checkbox"/> | 3. FREE-STANDING | 2 Traffic Lanes - 0.75 Square Feet x Street Frontage
4 or more Traffic Lanes - 1.5 Square Feet x Street Frontage |
| <input type="checkbox"/> | 4. PROJECTING | 0.5 Square Feet per each Linear Foot of Building Facade |
| <input type="checkbox"/> | 5. OFF-PREMISE | See #3 Spacing Requirements; Not > 300 Square Feet or < 15 Square Feet |

Externally Illuminated Internally Illuminated Non-Illuminated

(1 - 5) Area of Proposed Sign: 200 Square Feet

(1,2,4) Building Façade: 50 Linear Feet Building Façade Direction: North South East West

(1 - 4) Street Frontage: 290 Linear Feet Name of Street: Hwy 6 + 50

(2 - 5) Height to Top of Sign: 30 Feet Clearance to Grade: 20 Feet

(5) Distance from all Existing Off-Premise Signs within 600 Feet: _____ Feet

EXISTING SIGNAGE/TYPE & SQUARE FOOTAGE:

_____	_____ Sq. Ft.
_____	_____ Sq. Ft.
_____	_____ Sq. Ft.
Total Existing:	<u>0</u> Sq. Ft.

FOR OFFICE USE ONLY

Signage Allowed on Parcel for ROW:

Building	<u>100</u> Sq. Ft.
Free-Standing	<u>435</u> Sq. Ft.
Total Allowed:	<u>435</u> Sq. Ft.

COMMENTS: _____

NOTE: No sign may exceed 300 square feet. A separate sign clearance is required for each sign. Attach a sketch, to scale, of proposed and existing signage including types, dimensions and lettering. Attach a plot plan, to scale, showing: abutting streets, alleys, easements, driveways, encroachments, property lines, distances from existing buildings to proposed signs and required setbacks. A SEPARATE PERMIT FROM THE BUILDING DEPARTMENT IS ALSO REQUIRED.

I hereby attest that the information on this form and the attached sketches are true and accurate.

Jodel Rodera 3/13/06 C. Jay Hall 3/16/06
 Applicant's Signature Date Community Development Approval Date

(White: Community Development) (Canary: Applicant) (Pink: Building Dept) (Goldenrod: Code Enforcement)



Permit
SIGN CLEARANCE
Community Development Department
250 North 5th Street
Grand Junction CO 81501
(970) 244-1430

SIGN B

Clearance No. _____
 Date Submitted 3/14/06
 Fee \$ 5.00
 Zone C-2

TAX SCHEDULE 245-103-00-144 CONTRACTOR Bud's Signs
 BUSINESS NAME Pine Country LICENSE NO. 2060105
 STREET ADDRESS 2514 Hwy 6+50 ADDRESS 1055 Ute Ave.
 PROPERTY OWNER SAME TELEPHONE NO. 245-7700
 OWNER ADDRESS SAME CONTACT PERSON TODD

- | | | |
|-------------------------------------|------------------|--|
| <input checked="" type="checkbox"/> | 1. FLUSH WALL | 2 Square Feet per Linear Foot of Building Facade |
| <input type="checkbox"/> | 2. ROOF | 2 Square Feet per Linear Foot of Building Facade |
| <input type="checkbox"/> | 3. FREE-STANDING | 2 Traffic Lanes - 0.75 Square Feet x Street Frontage |
| | | 4 or more Traffic Lanes - 1.5 Square Feet x Street Frontage |
| <input type="checkbox"/> | 4. PROJECTING | 0.5 Square Feet per each Linear Foot of Building Facade |
| <input type="checkbox"/> | 5. OFF-PREMISE | See #3 Spacing Requirements; Not > 300 Square Feet or < 15 Square Feet |

Externally Illuminated Internally Illuminated Non-Illuminated

(1 - 5) Area of Proposed Sign: 48 Square Feet
 (1,2,4) Building Façade: 50 Linear Feet Building Façade Direction: North South East West
 (1 - 4) Street Frontage: 290 Linear Feet Name of Street: Hwy 6+50
 (2 - 5) Height to Top of Sign: 14 Feet Clearance to Grade: 10 Feet
 (5) Distance from all Existing Off-Premise Signs within 600 Feet: _____ Feet

EXISTING SIGNAGE/TYPE & SQUARE FOOTAGE:

<u>Free standing</u>	<u>200</u> Sq. Ft.
_____	_____ Sq. Ft.
_____	_____ Sq. Ft.
Total Existing:	<u>200</u> Sq. Ft.

FOR OFFICE USE ONLY

Signage Allowed on Parcel for ROW:

Building	<u>100</u> Sq. Ft.
Free-Standing	<u>435</u> Sq. Ft.
Total Allowed:	<u>435</u> Sq. Ft.

COMMENTS: _____

NOTE: No sign may exceed 300 square feet. A separate sign clearance is required for each sign. Attach a sketch, to scale, of proposed and existing signage including types, dimensions and lettering. Attach a plot plan, to scale, showing: abutting streets, alleys, easements, driveways, encroachments, property lines, distances from existing buildings to proposed signs and required setbacks. **A SEPARATE PERMIT FROM THE BUILDING DEPARTMENT IS ALSO REQUIRED.**

I hereby attest that the information on this form and the attached sketches are true and accurate.

Scott Kocheva 3/13/06 C. Gaye Hall 3/16/06
 Applicant's Signature Date Community Development Approval Date

(White: Community Development) (Canary: Applicant) (Pink: Building Dept) (Goldenrod: Code Enforcement)



SIGN CLEARANCE

Community Development Department
250 North 5th Street
Grand Junction CO 81501
(970) 244-1430

Permit

Signc

Clearance No.	_____
Date Submitted	3/14/06
Fee \$	5.00
Zone	C-2

TAX SCHEDULE	2945-103-00-144	CONTRACTOR	Bud's Signs
BUSINESS NAME	Pine Country	LICENSE NO.	2060105
STREET ADDRESS	2514 Hwy 6 + 50	ADDRESS	1055 Ute Ave.
PROPERTY OWNER	SAME	TELEPHONE NO.	245-7700
OWNER ADDRESS	SAME	CONTACT PERSON	TODD

- 1. FLUSH WALL 2 Square Feet per Linear Foot of Building Facade
 - 2. ROOF 2 Square Feet per Linear Foot of Building Facade
 - 3. FREE-STANDING 2 Traffic Lanes - 0.75 Square Feet x Street Frontage
 - 4. PROJECTING 4 or more Traffic Lanes - 1.5 Square Feet x Street Frontage
 - 5. OFF-PREMISE 0.5 Square Feet per each Linear Foot of Building Facade
- See #3 Spacing Requirements; Not > 300 Square Feet or < 15 Square Feet

Externally Illuminated Internally Illuminated Non-Illuminated

(1 - 5) Area of Proposed Sign: 48 Square Feet

(1,2,4) Building Façade: 50 Linear Feet Building Façade Direction: North South East West

(1 - 4) Street Frontage: 290 Linear Feet Name of Street: Hwy 6 + 50

(2 - 5) Height to Top of Sign: 14 Feet Clearance to Grade: 10 Feet

(5) Distance from all Existing Off-Premise Signs within 600 Feet: _____ Feet

EXISTING SIGNAGE/TYPE & SQUARE FOOTAGE:	
<u>Freestanding</u>	<u>200</u> Sq. Ft.
<u>Flush wall</u>	<u>48</u> Sq. Ft.
_____	_____ Sq. Ft.
Total Existing:	<u>248</u> Sq. Ft.

FOR OFFICE USE ONLY	
Signage Allowed on Parcel for ROW:	
Building	<u>100</u> Sq. Ft.
Free-Standing	<u>435</u> Sq. Ft.
Total Allowed:	<u>435</u> Sq. Ft.

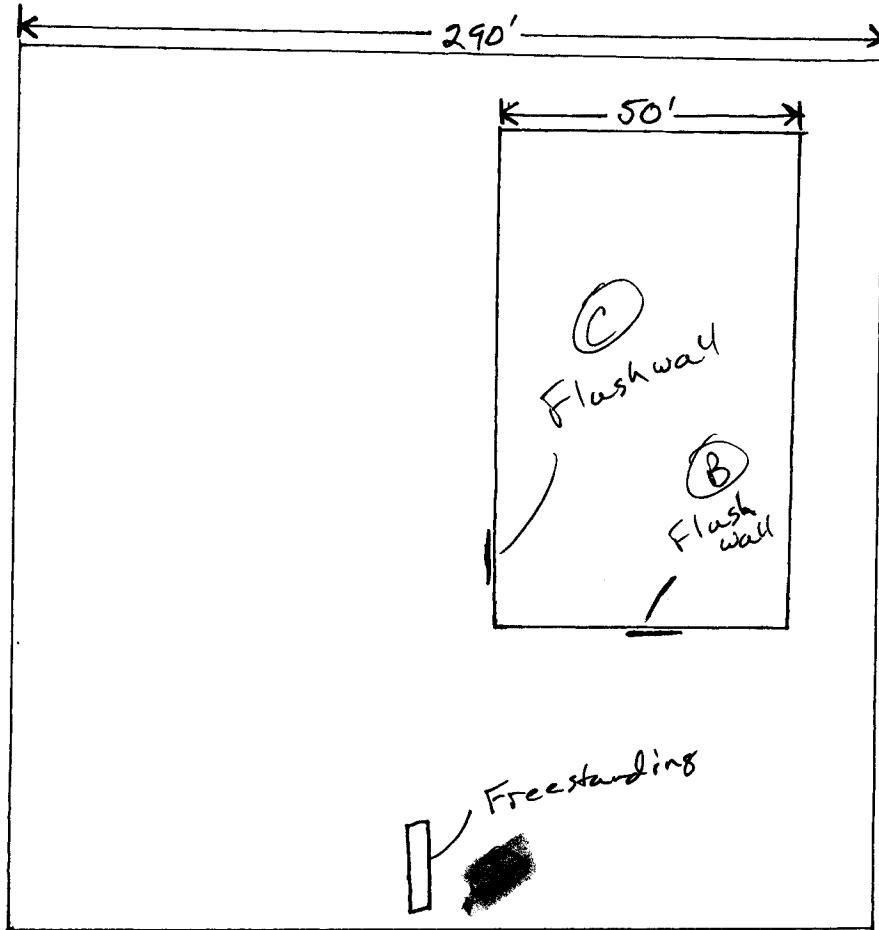
COMMENTS: _____

NOTE: No sign may exceed 300 square feet. A separate sign clearance is required for each sign. Attach a sketch, to scale, of proposed and existing signage including types, dimensions and lettering. Attach a plot plan, to scale, showing: abutting streets, alleys, easements, driveways, encroachments, property lines, distances from existing buildings to proposed signs and required setbacks. A SEPARATE PERMIT FROM THE BUILDING DEPARTMENT IS ALSO REQUIRED.

I hereby attest that the information on this form and the attached sketches are true and accurate.

Jodd Hocheva 3/13/06 Clay Hae 3/14/06
 Applicant's Signature Date Community Development Approval Date

(White: Community Development) (Canary: Applicant) (Pink: Building Dept) (Goldenrod: Code Enforcement)





20'

10'

PINE COUNTRY

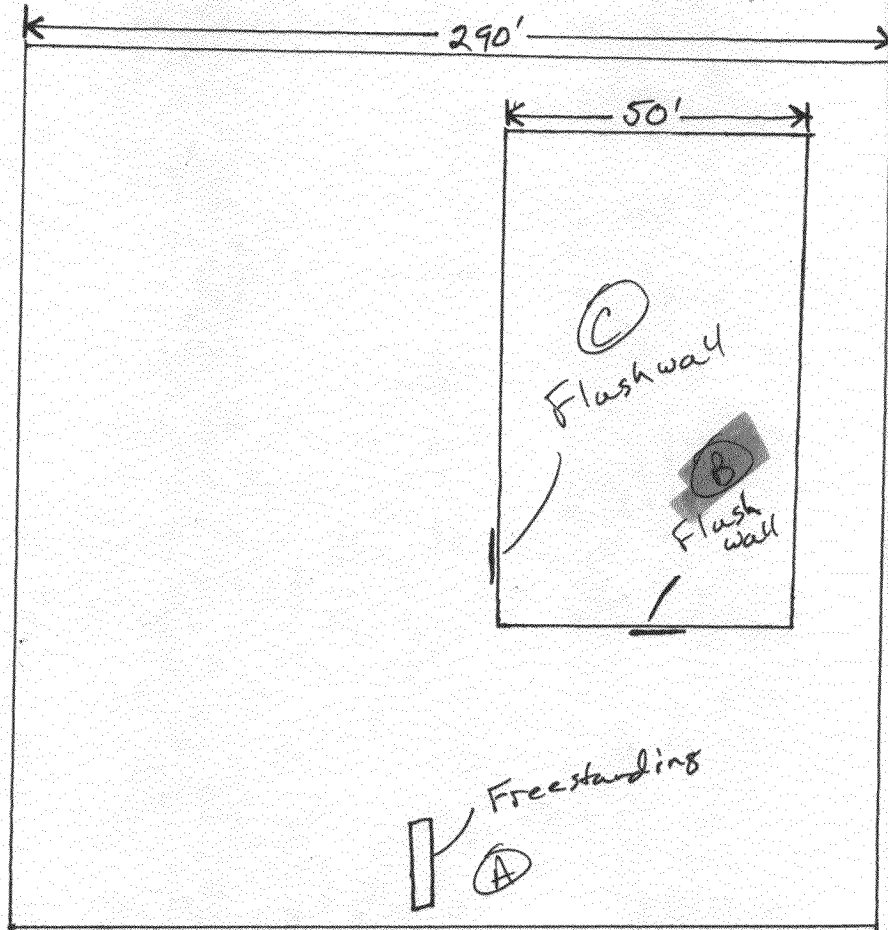


TRUCK - AUTO TRAILER SALES

241-5428

www.pinecountryinc.com


A
+
A

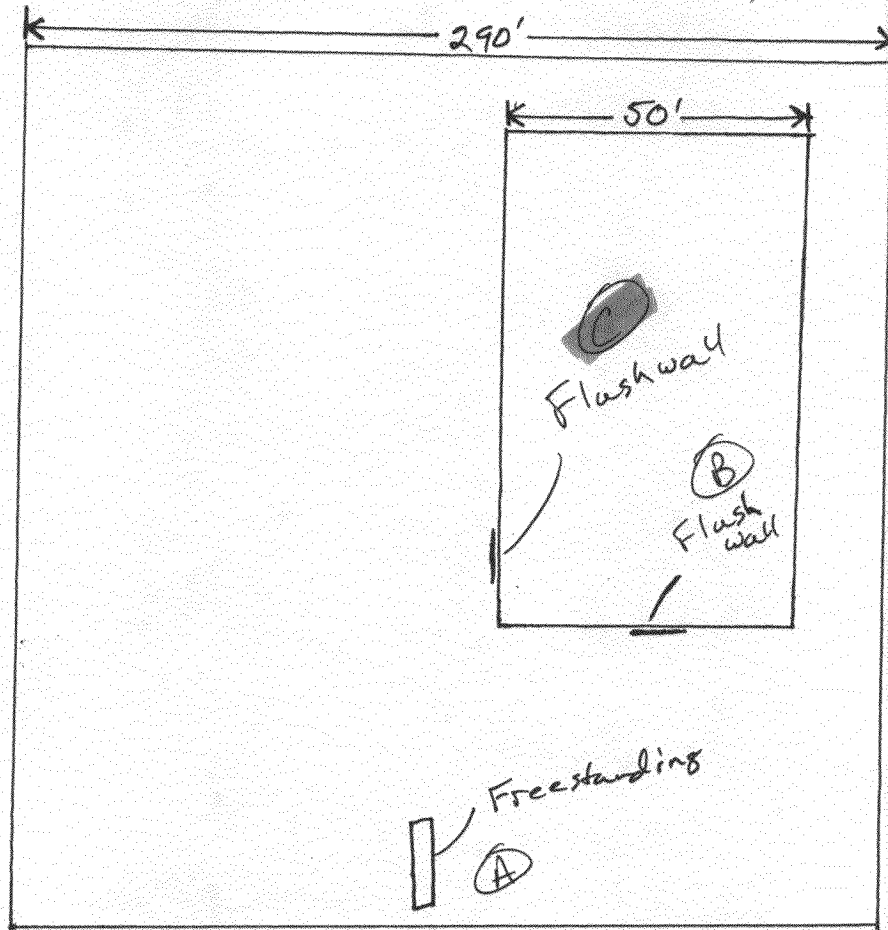




41

12







PINE COUNTRY

TRUCK & AUTO

4'

12'