



Sign Permit

Community Development Department
250 North 5th Street
Grand Junction CO 81501
Phone: (970) 244-1430 FAX (970) 256-4031

Permit No.	_____
Date Submitted	<u>12-11-06</u>
Fee \$	<u>25.00</u>
Zone	<u>C-2</u>

TAX SCHEDULE	<u>2945-103-37-012</u>	CONTRACTOR	<u>PLATINUM SIGN CO</u>
BUSINESS NAME	<u>123 - FIF</u>	LICENSE NO.	<u>2060559</u>
STREET ADDRESS	<u>2536 RIMROCK # 500</u>	ADDRESS	<u>2916 I-70B</u>
PROPERTY OWNER	<u>THE REALTY</u>	TELEPHONE NO.	<u>248-9677</u>
OWNER ADDRESS	<u>St. Louis Mo.</u>	CONTACT PERSON	<u>BRIAN TAP</u>

- 1. FLUSH WALL 2 Square Feet per Linear Foot of Building Façade
- Face change only on items 2, 3 & 4
- 2. ROOF 2 Square Feet per Linear Foot of Building Façade
- 3. PROJECTING 0.5 Square Feet per each Linear Foot of Building Façade
- 4. FREE-STANDING 2 Traffic Lanes - 0.75 Square Feet x Street Frontage
4 or more Traffic Lanes - 1.5 Square Feet x Street Frontage

Existing Externally or Internally Illuminated -- No Change in Electrical Service Non-Illuminated

(1-4) Area of Proposed Sign:	225 <u>18.50</u> Square Feet	
(1-3) Building Façade:	<u>180</u> Linear Feet	Building Façade Direction: North South East <u>West</u>
(4) Street Frontage:	<u>180</u> Linear Feet	Name of Street: _____
(2-4) Height to Top of Sign:	<u>15</u> Feet	Clearance to Grade: <u>12' 3"</u> Feet

EXISTING SIGNAGE/TYPE:	FRONT	
<u>Q DOBA</u>	<u>34.25</u>	
<u>UPS STORE</u>	<u>39.78</u>	Sq. Ft.
<u>FASHION NAILS</u>		
<u>GAME STOP</u>	<u>31.75</u>	Sq. Ft.
<u>THAI CHILI</u>	<u>32.50</u>	Sq. Ft.
	<u>31.75</u>	Sq. Ft.
Total Existing:	<u>170.03</u>	Sq. Ft.

FOR OFFICE USE ONLY	
Signage Allowed on Parcel:	
Building	<u>315</u> Sq. Ft.
Free-Standing	_____ Sq. Ft.
Total Allowed:	<u>315</u> Sq. Ft.

COMMENTS: FRONT SIGN
per sign package requirements

NOTE: No sign may exceed 300 square feet. A separate sign permit is required for each sign. Attach a sketch, to scale, of proposed and existing signage including types, dimensions and lettering. Attach a plot plan, to scale, showing: abutting streets, alleys, easements, driveways, encroachments, property lines, distances from existing buildings to proposed signs and required setbacks. Roof signs shall be manufactured such that no guy wires, braces or supports shall be visible.

I hereby attest that the information on this form and the attached sketches are true and accurate.

<u>[Signature]</u>	<u>12/8/06</u>	<u>[Signature]</u>	<u>12/11/06</u>
Applicant's Signature	Date	Community Development Approval	Date

(B)



Sign Permit

Community Development Department
250 North 5th Street
Grand Junction CO 81501
Phone: (970) 244-1430 FAX (970) 256-4031

Permit No.	_____
Date Submitted	<u>12-11-06</u>
Fee \$	<u>5.00</u>
Zone	<u>C-2</u>

TAX SCHEDULE	<u>2945-103-37-012</u>	CONTRACTOR	<u>PLATINUM SIGN CO</u>
BUSINESS NAME	<u>123-FIT</u>	LICENSE NO.	<u>2060559</u>
STREET ADDRESS	<u>2536 IZIMBECK #500</u>	ADDRESS	<u>2916 J-70 B</u>
PROPERTY OWNER	<u>THE REALTY</u>	TELEPHONE NO.	<u>248-9677</u>
OWNER ADDRESS	<u>St. Louis, MO</u>	CONTACT PERSON	<u>BRIAN TAYLOR</u>

1. FLUSH WALL 2 Square Feet per Linear Foot of Building Façade
Face change only on items 2, 3 & 4
2. ROOF 2 Square Feet per Linear Foot of Building Facade
3. PROJECTING 0.5 Square Feet per each Linear Foot of Building Facade
4. FREE-STANDING 2 Traffic Lanes - 0.75 Square Feet x Street Frontage
4 or more Traffic Lanes - 1.5 Square Feet x Street Frontage

Existing Externally or Internally Illuminated - No Change in Electrical Service Non-Illuminated

(1-4) Area of Proposed Sign:	<u>18.5</u> Square Feet	Building Façade Direction:	North South <u>East</u> West
(1-3) Building Façade:	<u>180</u> Linear Feet	Name of Street:	_____
(4) Street Frontage:	_____ Linear Feet	Clearance to Grade:	<u>12' 3"</u> Feet
(2-4) Height to Top of Sign:	<u>15</u> Feet		



EXISTING SIGNAGE/TYPE:	<u>BACK FW</u>
<u>Q DOBA.</u>	<u>14.4</u> Sq. Ft.
<u>UPS STORE</u>	<u>39.78</u> Sq. Ft.
<u>FASHION NAILS.</u>	<u>31.75</u> Sq. Ft.
<u>THE CHILI</u>	<u>20.25</u> Sq. Ft.
Total Existing:	<u>106.18</u> Sq. Ft.

FOR OFFICE USE ONLY			
Signage Allowed on Parcel:			
Building	<u>315</u>	Sq. Ft.	
Free-Standing	_____	Sq. Ft.	
Total Allowed:	<u>315</u>	Sq. Ft.	

COMMENTS: BACK SIGN
per sign package requirements

NOTE: No sign may exceed 300 square feet. A separate sign permit is required for each sign. Attach a sketch, to scale, of proposed and existing signage including types, dimensions and lettering. Attach a plot plan, to scale, showing: abutting streets, alleys, easements, driveways, encroachments, property lines, distances from existing buildings to proposed signs and required setbacks. Roof signs shall be manufactured such that no guy wires, braces or supports shall be visible.

I hereby attest that the information on this form and the attached sketches are true and accurate.

	<u>12/8/06</u>		<u>12/11/06</u>
Applicant's Signature	Date	Community Development Approval	Date


(White: Community Development)

(Yellow: Applicant)

(Pink: Code Enforcement)

[2] NEW ILLUMINATED CHANNEL LETTER DISPLAY

DISPLAYS SHOWN ON THIS PAGE ARE TO BE FABRICATED FOR 120 VOLT INSTALLATION UNLESS OTHERWISE SPECIFIED



S/F illuminated letter display - qty [2] set

rusch signs
 CUSTOM SIGN FABRICATORS
 ph: 303-972-3016 fax: 303-972-9165
 www.ruschsigns.com

SPECS:

- + 3/16" WHITE ACRYLIC FACES.
- + 5" DEEP .040 ALUMINUM RETURNS PAINTED BLACK (WHITE INTERIOR).
- + .063 ALUMINUM BACKS.
- + 1" BLACK JEWELITE TRIM.
- + 3T 15 MM 6500 SNOW WHITE NEON ILLUMINATION, 60 MA.
- + LOGO & 4" DOT.
- + 3/16" #7328 WHITE ACRYLIC FACES.
- + 3M #143 POPPY RED TRANSLUCENT VINYL OVERLAY.
- + 3T 15MM 6500 SNOW WHITE NEON ILLUMINATION, 60 MA.
- + LOGO!
- + 3/16" #7328 WHITE ACRYLIC FACES
- + #230-51 "SILVER GREY", #230-143 "POPPY RED" AND #230-157 "COBALT BLUE" TRANSLUCENT VINYL GRAPHICS.
- + 1" BLACK JEWELITE TRIMCAR.
- + 15MM 6500 SNOW WHITE ARGON GRID ILLUMINATION, 60 MA.
- + METAL FABRICATED RACEWAY PAINTED BURGUNDY TO MATCH BUILDING FACBIA REVEAL (OTBD).
- FULL LISTED DISPLAY



FRONTAGE:	25'
SALES REP:	PW
SCALE:	3/4" = 1'
ARTIST:	Chad Olson
CLIENT:	123 FIT
	2536 RIMROCK #300 GRAND JCT
DATE:	11-13-06
1106-PW-123 FIT 2536 RIMROCK UNIT 300 GRAND JCT #1.CDR	
REVISION:	1 PAGE: 1 OF 1
CUSTOMER APPROVALS:	

NOTE: COLORS DEPICTED HERE ARE FOR REPRESENTATION ONLY. ACTUAL COLOR SAMPLES CAN BE OBTAINED FROM YOUR SALES REPRESENTATIVE UPON REQUEST. ALL DIMENSIONS ARE APPROXIMATE.
 THIS ARTWORK IS THE EXCLUSIVE PROPERTY OF RUSCH SIGN COMPANY AND IS THE RESULT OF THE ORIGINAL WORK OF ITS EMPLOYEES. DISTRIBUTION OR EXHIBITION OF THIS ARTWORK TO ANYONE OTHER THAN EMPLOYEES OF YOUR COMPANY, OR USE OF THIS ARTWORK TO CONSTRUCT A SIGN SIMILAR TO THE ONE EMBODIED HEREIN IS EXPRESSLY FORBIDDEN.
 REPRODUCTION OF THIS ARTWORK WITHOUT PROPER PERMISSION FROM RUSCH SIGN COMPANY, IS ILLEGAL, AND PUNISHABLE BY LAW.



City of Grand Junction GIS City Map ©

2536 RING ROCK #500

Parcels

- Address Label

Air Photos

- 2006 Photos
- Highways
- Street Labels

