



SIGN PERMIT

Community Development Department
250 North 5th Street
Grand Junction, CO 81501
(970) 244-1430

Permit No. _____
Date Submitted 12/29/2006
FEE \$ 2500
Tax Schedule 2943-094-77-005
Zone C-1

BUSINESS NAME All-terrain Motor Sports
STREET ADDRESS 3080 I-70 Business Loop
PROPERTY OWNER James & Jacki Wells
OWNER ADDRESS _____

CONTRACTOR Platinum Sign
LICENSE NO. 2040559
ADDRESS 2916 I-70 B
TELEPHONE NO. 248 9077 4677

- 1. FLUSH WALL 2 Square Feet per Linear Foot of Building Facade
- Face Change Only (2,3 & 4):
- 2. ROOF 2 Square Feet per Linear Foot of Building Facade
- 3. FREE-STANDING 2 Traffic Lanes - 0.75 Square Feet x Street Frontage
4 or more Traffic Lanes - 1.5 Square Feet x Street Frontage
- 4. PROJECTING 0.5 Square Feet per each Linear Foot of Building Facade

Existing Externally or Internally Illuminated - No Change in Electrical Service Non-Illuminated

(1 - 4) Area of Proposed Sign 281 Square Feet
(1,2,4) Building Facade 61 Linear Feet
(1 - 4) Street Frontage 190 Linear Feet
(2,3,4) Height to Top of Sign 30 Feet Clearance to Grade 12 Feet

Existing Signage/Type:	
	Sq. Ft.
	Sq. Ft.
	Sq. Ft.
Total Existing: <u>0</u>	Sq. Ft.

● FOR OFFICE USE ONLY ●		
Signage Allowed on Parcel:		
Building <u>61 x 2</u>	<u>122</u>	Sq. Ft.
Free-Standing <u>190 x 1.75</u>	<u>335</u>	Sq. Ft.
Total Allowed:	<u>457</u>	Sq. Ft.

COMMENTS: New Pole Sign to Replace Existing


NOTE: No sign may exceed 300 square feet. A separate sign permit is required for each sign. Attach a sketch of proposed and existing signage including types, dimensions, lettering, abutting streets, alleys, easements, property lines, and locations. Roof signs shall be manufactured such that no guy wires, braces or supports shall be visible.

	<u>12/29</u>	<u>Judith A. P...</u>	<u>12/29/06</u>
Applicant's Signature	Date	Community Development Approval	Date


(White: Community Development) (Canary: Applicant) (Pink: Code Enforcement)


City of Grand Junction GIS City Map ©


Parcels

 **Address Label**


Air Photos


 **2006 Photos**


 **Highways**


 **Street Labels**

City Limits

 **Grand Junction**


 **Fruita**

 **Palisade**


 **Mesa County**



SCALE 1 : 1,508



18.11 ft



YAMAHA

All-Terrain
Motorsports
INC.

29.88 ft

 **Kawasaki**

can-am



SEA-DOO

ski-doo

grade

12.00 ft



2916 Hwy. 6&24 Grand Junction, CO 81504 (970)248-9677

FABRICATION INSTALLATION MAINTENANCE SIGN VINYL TRUCK LETTERING

THIS ARTWORK WAS PREPARED BY AND IS THE PROPERTY OF PLATINUM SIGN CO. ANY UNAUTHORIZED USE OF SAME, IN WHOLE OR PART IS PROHIBITED. ©