



SIGN PERMIT

Sign (A)

Community Development Department
250 North 5th Street
Grand Junction, CO 81501
(970) 244-1430

Permit No. _____
Date Submitted 1/8/08
FEE \$ 25
Tax Schedule 2945-141-02-001
Zone C-1

BUSINESS NAME Express Tax
STREET ADDRESS 729 North Ave, G.S. 81501
PROPERTY OWNER GARY CURRY
OWNER ADDRESS 2131 23rd Boulder, CO. 80304

CONTRACTOR Young Electric Sign Co.
LICENSE NO. 204-1176
ADDRESS 2244 Colfax Dr. #10, G.S. CO. 81505
TELEPHONE NO. 942-7880

- 1. FLUSH WALL 2 Square Feet per Linear Foot of Building Facade
- Face Change Only (2,3 & 4):*
- 2. ROOF 2 Square Feet per Linear Foot of Building Facade
- 3. FREE-STANDING 2 Traffic Lanes - 0.75 Square Feet x Street Frontage
4 or more Traffic Lanes - 1.5 Square Feet x Street Frontage
- 4. PROJECTING 0.5 Square Feet per each Linear Foot of Building Facade

Existing Externally or Internally Illuminated - No Change in Electrical Service Non-Illuminated

- (1 - 4) Area of Proposed Sign 40 Square Feet
- (1,2,4) Building Facade 20 Linear Feet
- (1 - 4) Street Frontage 34 ~~50~~ Linear Feet
- (2,3,4) Height to Top of Sign 23 Feet Clearance to Grade 10 Feet

Existing Signage/Type:	
<u>Wall Sign</u>	<u>12</u> Sq. Ft.
	Sq. Ft.
	Sq. Ft.
Total Existing:	<u>12</u> Sq. Ft.

● FOR OFFICE USE ONLY ●		
Signage Allowed on Parcel:		
Building	<u>40</u>	Sq. Ft.
Free-Standing	<u>75</u>	Sq. Ft.
Total Allowed:	<u>75</u>	Sq. Ft.

COMMENTS: Replacing face in top Pole Sign, Reader board
remains SAME - NO change

NOTE: No sign may exceed 300 square feet. A separate sign permit is required for each sign. Attach a sketch of proposed and existing signage including types, dimensions, lettering, abutting streets, alleys, easements, property lines, and locations. Roof signs shall be manufactured such that no guy wires, braces or supports shall be visible.

[Signature] Applicant's Signature 1-8-08 Date [Signature] Community Development Approval 1/9/08 Date

(White: Community Development) (Canary: Applicant) (Pink: Code Enforcement)


North AVE

New face
y



D/F PYLON SIGN

DRAWING IS NOT TO SCALE



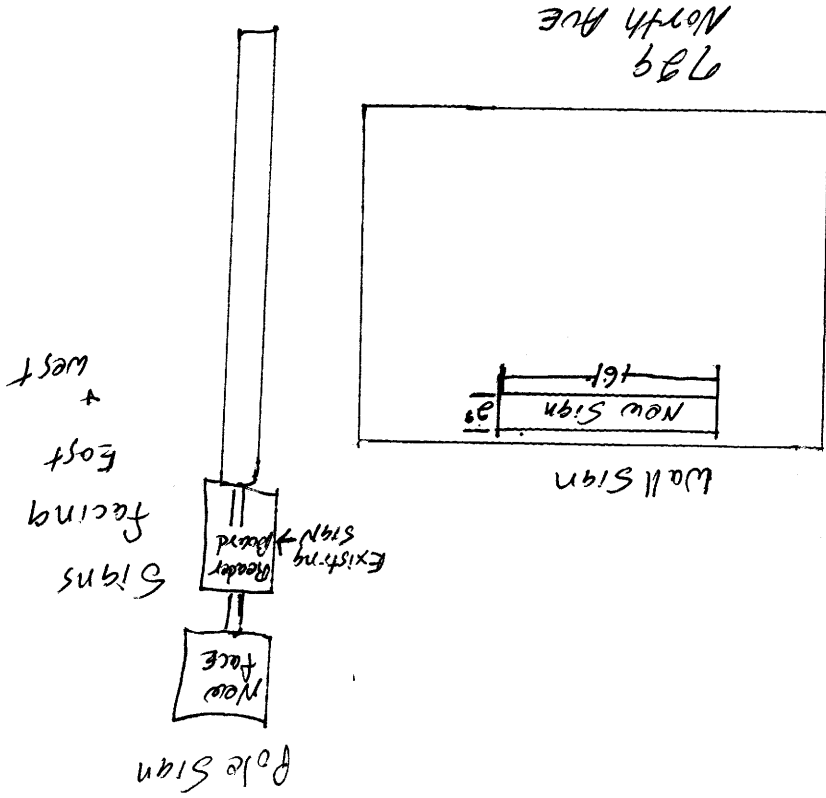
REPLACEMENT FACES

- QTY. 2 PANELS
- D/F INTERNALLY ILLUMINATED
- FACE IS #7328 WHITE LEXAN
- VINYL OVERLAY COLORS:
 - 3M TRANS COBALT (PMS 287 C BLUE)
 - 3M TRANS SCARLET(PMS 1935 C RED)
 - BLACK
- INSTALL AS SHOWN

FIELD VERIFY ALL MEASUREMENTS BEFORE BEGINNING ANY WORK
INSTALLER TO VERIFY MOUNTING SURFACE PRIOR TO INSTALLATION

South Elevation

West North Avenue East



North Elevation

New Face

H + R Block Pole Sign

North Ave

← 120" →

1.5 Retainers

↑ 48.5" ↓

Top Cabinet

V.O. 45.5"

16" in Depth

← V.O. 117" →

1.5 Retainers

Existing Sign

↑ 48" ↓

Reader Board

45" V.O. 8" letters

16" in Depth

← V.O. 93" →

← 96" →

23ft





SIGN CLEARANCE

Community Development Department
250 North 5th Street
Grand Junction CO 81501
(970) 244-1430

Sign (B)

Clearance No.	_____
Date Submitted	<u>1/8/08</u>
Fee \$	<u>5</u>
Zone	<u>C-1</u>

TAX SCHEDULE <u>2945-141-02-001</u>	CONTRACTOR <u>Young Electric Sign Co.</u>
BUSINESS NAME <u>Express Tax</u>	LICENSE NO. <u>204-1176</u>
STREET ADDRESS <u>729 North Ave, G.J. 81501</u>	ADDRESS <u>2044 Colfax Dr. #10, G.S., Co. 81505</u>
PROPERTY OWNER <u>GARY CURRY</u>	TELEPHONE NO. <u>942-7880</u>
OWNER ADDRESS <u>2431 23 SE Boulder, Co 80304</u>	CONTACT PERSON <u>Larry Calton</u>

<input checked="" type="checkbox"/> 1. FLUSH WALL	2 Square Feet per Linear Foot of Building Facade
<input type="checkbox"/> 2. ROOF	2 Square Feet per Linear Foot of Building Facade
<input type="checkbox"/> 3. FREE-STANDING	2 Traffic Lanes - 0.75 Square Feet x Street Frontage
	4 or more Traffic Lanes - 1.5 Square Feet x Street Frontage
<input type="checkbox"/> 4. PROJECTING	0.5 Square Feet per each Linear Foot of Building Facade
<input type="checkbox"/> 5. OFF-PREMISE	See #3 Spacing Requirements; Not > 300 Square Feet or < 15 Square Feet

Externally Illuminated Internally Illuminated Non-Illuminated

(1 - 5) Area of Proposed Sign: 12 Square Feet

(1,2,4) Building Façade: 20 Linear Feet

(1 - 4) Street Frontage: 5038 Linear Feet

(2 - 5) Height to Top of Sign: 12 Feet Clearance to Grade: 6 Feet

(5) Distance from all Existing Off-Premise Signs within 600 Feet: N.A. Feet

EXISTING SIGNAGE/TYPE:		
<u>Pole Sign</u>	<u>40</u>	Sq. Ft.
<u>Reader Board on Pole Sign</u>	<u>32</u>	Sq. Ft.
_____	_____	Sq. Ft.
Total Existing:	<u>72</u>	Sq. Ft.

● FOR OFFICE USE ONLY ●		
Signage Allowed on Parcel:		
Building	<u>40</u>	Sq. Ft.
Free-Standing	<u>75</u>	Sq. Ft.
Total Allowed:	<u>75</u>	Sq. Ft.

COMMENTS: Replacing old Non illuminated sign with new illuminated sign.

NOTE: No sign may exceed 300 square feet. A separate sign clearance is required for each sign. Attach a sketch, to scale, of proposed and existing signage including types, dimensions and lettering. Attach a plot plan, to scale, showing: abutting streets, alleys, easements, driveways, encroachments, property lines, distances from existing buildings to proposed signs and required setbacks. A SEPARATE PERMIT FROM THE BUILDING DEPARTMENT IS ALSO REQUIRED.

I hereby attest that the information on this form and the attached sketches are true and accurate.

Larry Calton 1-8-08 Paul Hornbeck 1/9/08
 Applicant's Signature Date Community Development Approval Date

(White: Community Development) (Canary: Applicant) (Pink: Building Dept) (Goldenrod: Code Enforcement)

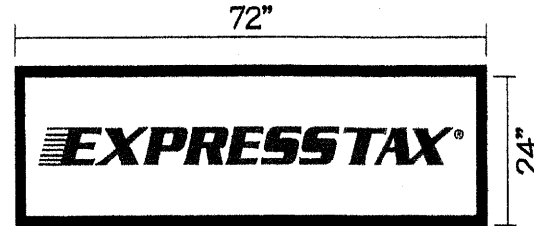
NORTH AVENUE

13

New wall sign



FRONT ELEVATION



S/F ILLUM. CABINET 12.00 sq.ft.

- QTY. 1
- INTERNALLY ILLUMINATED WALL CABINET
- OVERALL SIZE OF WALL SIGN 24"H x 72"L
- CABINET IS BLACK
- FACE IS #7328 WHITE LEXAN
- VINYL OVERLAY COLORS:
 - 3M TRANS COBALT (PMS 287 C BLUE)
 - 3M TRANS SCARLET(PMS 1935 C RED)
- REQUIRES U.L. AND MANUFACTURE'S LABELS
- INSTALL AS SHOWN

DRAWING IS NOT TO SCALE BUT IS PROPORTIONATE TO ACTUAL BUILDING

FIELD VERIFY ALL MEASUREMENTS BEFORE BEGINNING ANY WORK
INSTALLER TO VERIFY MOUNTING SURFACE PRIOR TO INSTALLATION