



Public Works and Planning Department
 250 North 5th Street, Grand Junction CO 81501
 Tel: (970) 244-1430 FAX (970) 256-4031

Sign Permit

For Signs that DO NOT Require
 a Building Permit

(A)

Date Submitted 12/18/08
 Fee \$ 25.00
 Zone I-1

TAX SCHEDULE NO. 2697-361-03-001 CONTRACTOR BUD'S SIGNS
 BUSINESS NAME SPEEDY HEAVY HAUL LICENSE NO. 2080160
 STREET ADDRESS 767 VALLEY CT. ADDRESS 1040 PITKIN
 PROPERTY OWNER SPEEDY HEAVY HAUL TELEPHONE 245-7700
 OWNER ADDRESS SAME CONTACT PERSON BUD PREUSS

- 1. FLUSH WALL 2 Square Feet per Linear Foot of Building Façade
- 2. ROOF 2 Square Feet per Linear Foot of Building Façade
- 3. PROJECTING 0.5 Square Feet per each Linear Foot of Building Façade
- 4. FREE-STANDING 2 Traffic Lanes - 0.75 Square Feet x Street Frontage
 4 or more Traffic Lanes - 1.5 Square Feet x Street Frontage

Existing Externally or Internally Illuminated - No Change in Electrical Service Non-Illuminated

(1-4) Area of Proposed Sign: 108 Square Feet
 (1-3) Building Façade: 150 Linear Feet Building Façade Direction: North South East West
 (4) Street Frontage: 533 Linear Feet Name of Street: VALLEY CT.
 (2-4) Height to Top of Sign: 25 Feet Clearance to Grade: 10 Feet

EXISTING SIGNAGE TYPE & SQUARE FOOTAGE:

_____	<u>0</u>	Sq. Ft.
_____	_____	Sq. Ft.
_____	_____	Sq. Ft.
Total Existing:	_____	Sq. Ft.

FOR OFFICE USE ONLY

Signage Allowed on Parcel:

Building	<u>300</u>	Sq. Ft.
Free-Standing	<u>399.75</u>	Sq. Ft.
Total Allowed:	<u>399.75</u>	Sq. Ft.

COMMENTS: FACE CHANGE ONLY

NOTE: No sign may exceed 300 square feet. A separate sign permit is required for each sign. Attach a sketch, to scale, of proposed and existing signage including types, dimensions and lettering. Attach a plot plan, to scale, showing: abutting streets, alleys, easements, driveways, encroachments, property lines, distances from existing buildings to proposed signs and required setbacks. Roof signs shall be manufactured such that no guy wires, braces or supports shall be visible.

I hereby attest that the information on this form and the attached sketches are true and accurate.

[Signature] 12/18/08 C McKee 12/22/08
 Applicant's Signature Date Planning Approval Date



Public Works and Planning Department
 250 North 5th Street, Grand Junction CO 81501
 Tel: (970) 244-1430 FAX (970) 256-4031

Sign Permit

For Signs that DO NOT Require
 a Building Permit

(B)

Date Submitted 12/18/08
 Fee \$ 25,00
 Zone I-1

TAX SCHEDULE NO. 2697-361-03-001 CONTRACTOR BUD'S SIGNS
 BUSINESS NAME SUMMIT CRANE LICENSE NO. 2080160
 STREET ADDRESS 767 VALLEY CT ADDRESS 1040 PITKIN
 PROPERTY OWNER SPEEDY H.H. TELEPHONE 245-7700
 OWNER ADDRESS SAME CONTACT PERSON BUD PREUSS

- 1. FLUSH WALL 2 Square Feet per Linear Foot of Building Façade
- 2. ROOF 2 Square Feet per Linear Foot of Building Façade
- 3. PROJECTING 0.5 Square Feet per each Linear Foot of Building Façade
- 4. FREE-STANDING 2 Traffic Lanes - 0.75 Square Feet x Street Frontage
 4 or more Traffic Lanes - 1.5 Square Feet x Street Frontage

Existing Externally or Internally Illuminated - No Change in Electrical Service Non-Illuminated

(1-4) Area of Proposed Sign: 48 Square Feet
 (1-3) Building Façade: 150 Linear Feet Building Façade Direction: North South East West
 (4) Street Frontage: 533 Linear Feet Name of Street: VALLEY CT.
 (2-4) Height to Top of Sign: 18 Feet Clearance to Grade: 12 Feet

EXISTING SIGNAGE TYPE & SQUARE FOOTAGE:

<u>(A) FREESTANDING</u>	<u>108</u>	Sq. Ft.
_____	<u>1</u>	Sq. Ft.
_____		Sq. Ft.
Total Existing:	<u>108</u>	Sq. Ft.

FOR OFFICE USE ONLY

Signage Allowed on Parcel:

Building	<u>300</u>	Sq. Ft.
Free-Standing	<u>399.75</u>	Sq. Ft.
Total Allowed:	<u>399.75</u>	Sq. Ft.
	<u>-108</u>	
	<u>291.75</u>	

COMMENTS: FACE CHANGE ONLY

NOTE: No sign may exceed 300 square feet. A separate sign permit is required for each sign. Attach a sketch, to scale, of proposed and existing signage including types, dimensions and lettering. Attach a plot plan, to scale, showing: abutting streets, alleys, easements, driveways, encroachments, property lines, distances from existing buildings to proposed signs and required setbacks. Roof signs shall be manufactured such that no guy wires, braces or supports shall be visible.

I hereby attest that the information on this form and the attached sketches are true and accurate.

[Signature] 12/19/08 C McKee 12/22/08
 Applicant's Signature Date Planning Approval Date



Public Works and Planning Department
 250 North 5th Street, Grand Junction CO 81501
 Tel: (970) 244-1430 FAX (970) 256-4031

Sign Permit

For Signs that DO NOT Require
 a Building Permit

(C)

Date Submitted 12-19-08
 Fee \$ 25.00
 Zone I-1

TAX SCHEDULE NO. 2697-361-03-001 CONTRACTOR BUD'S SIGNS
 BUSINESS NAME EAGLE FABRICATION LICENSE NO. 2080160
 STREET ADDRESS 767 VALLEY CT. ADDRESS 1040 PITLIN
 PROPERTY OWNER SPEDY H.H. TELEPHONE 245-7700
 OWNER ADDRESS SAME CONTACT PERSON BUD PLENZS

- 1. FLUSH WALL 2 Square Feet per Linear Foot of Building Façade
- 2. ROOF 2 Square Feet per Linear Foot of Building Façade
- 3. PROJECTING 0.5 Square Feet per each Linear Foot of Building Façade
- 4. FREE-STANDING 2 Traffic Lanes - 0.75 Square Feet x Street Frontage
 4 or more Traffic Lanes - 1.5 Square Feet x Street Frontage

Existing Externally or Internally Illuminated - No Change in Electrical Service Non-Illuminated

(1-4) Area of Proposed Sign: 36 Square Feet
 (1-3) Building Façade: 150 Linear Feet Building Façade Direction: North South East West
 (4) Street Frontage: 533 Linear Feet Name of Street: VALLEY CT.
 (2-4) Height to Top of Sign: 18 Feet Clearance to Grade: 12 Feet

EXISTING SIGNAGE TYPE & SQUARE FOOTAGE:

<u>A</u> FREESTANDING	<u>108</u>	Sq. Ft.
<u>B</u> FLUSH WALL	<u>48</u>	Sq. Ft.
	<u>1</u>	Sq. Ft.
Total Existing:		<u>156</u> Sq. Ft.

FOR OFFICE USE ONLY

Signage Allowed on Parcel:

Building	<u>300</u>	Sq. Ft.
Free-Standing	<u>399.75</u>	Sq. Ft.
Total Allowed:	<u>399.75</u>	Sq. Ft.
	<u>-156</u>	
	<u>243.75</u>	

COMMENTS: FACE CHANGE ONLY

NOTE: No sign may exceed 300 square feet. A separate sign permit is required for each sign. Attach a sketch, to scale, of proposed and existing signage including types, dimensions and lettering. Attach a plot plan, to scale, showing: abutting streets, alleys, easements, driveways, encroachments, property lines, distances from existing buildings to proposed signs and required setbacks. Roof signs shall be manufactured such that no guy wires, braces or supports shall be visible.

I hereby attest that the information on this form and the attached sketches are true and accurate.

[Signature] 12/19/08 C. McKee 12/22/08
 Applicant's Signature Date Planning Approval Date



Public Works and Planning Department
 250 North 5th Street, Grand Junction CO 81501
 Tel: (970) 244-1430 FAX (970) 256-4031

Sign Permit

For Signs that DO NOT Require
 a Building Permit

(D)

Date Submitted 12/19/08
 Fee \$ 5.00
 Zone I-1

TAX SCHEDULE NO. 2697-361-03-001 CONTRACTOR BUD'S SIGNS
 BUSINESS NAME SPEEDY HEAVY HAUL LICENSE NO. 2080160
 STREET ADDRESS 767 VALLEY CT. ADDRESS 1040 PITKIN
 PROPERTY OWNER SAME TELEPHONE 245-7700
 OWNER ADDRESS _____ CONTACT PERSON BUD PREUSS

1. FLUSH WALL 2 Square Feet per Linear Foot of Building Façade
 2. ROOF 2 Square Feet per Linear Foot of Building Façade
 3. PROJECTING 0.5 Square Feet per each Linear Foot of Building Façade
 4. FREE-STANDING 2 Traffic Lanes - 0.75 Square Feet x Street Frontage
 4 or more Traffic Lanes - 1.5 Square Feet x Street Frontage

Existing Externally or Internally Illuminated - No Change in Electrical Service Non-Illuminated

(1-4) Area of Proposed Sign: 10 Square Feet
 (1-3) Building Façade: 150 Linear Feet Building Façade Direction: North South East West
 (4) Street Frontage: 533 Linear Feet Name of Street: VALLEY CT
 (2-4) Height to Top of Sign: 10 Feet Clearance to Grade: 8 Feet

EXISTING SIGNAGE TYPE & SQUARE FOOTAGE:

<u>(A) FREESTANDING</u>	<u>108</u>	Sq. Ft.
<u>(B) & (C) FLUSH WALL</u>	<u>84</u>	Sq. Ft.
	<u>1</u>	Sq. Ft.
Total Existing:		<u>192</u> Sq. Ft.

FOR OFFICE USE ONLY

Signage Allowed on Parcel:

Building	<u>300</u>	Sq. Ft.
Free-Standing	<u>399.75</u>	Sq. Ft.
Total Allowed:	<u>399.75</u>	Sq. Ft.
	<u>-192</u>	
	<u>207.75</u>	

COMMENTS: FACE CHANGE ONLY

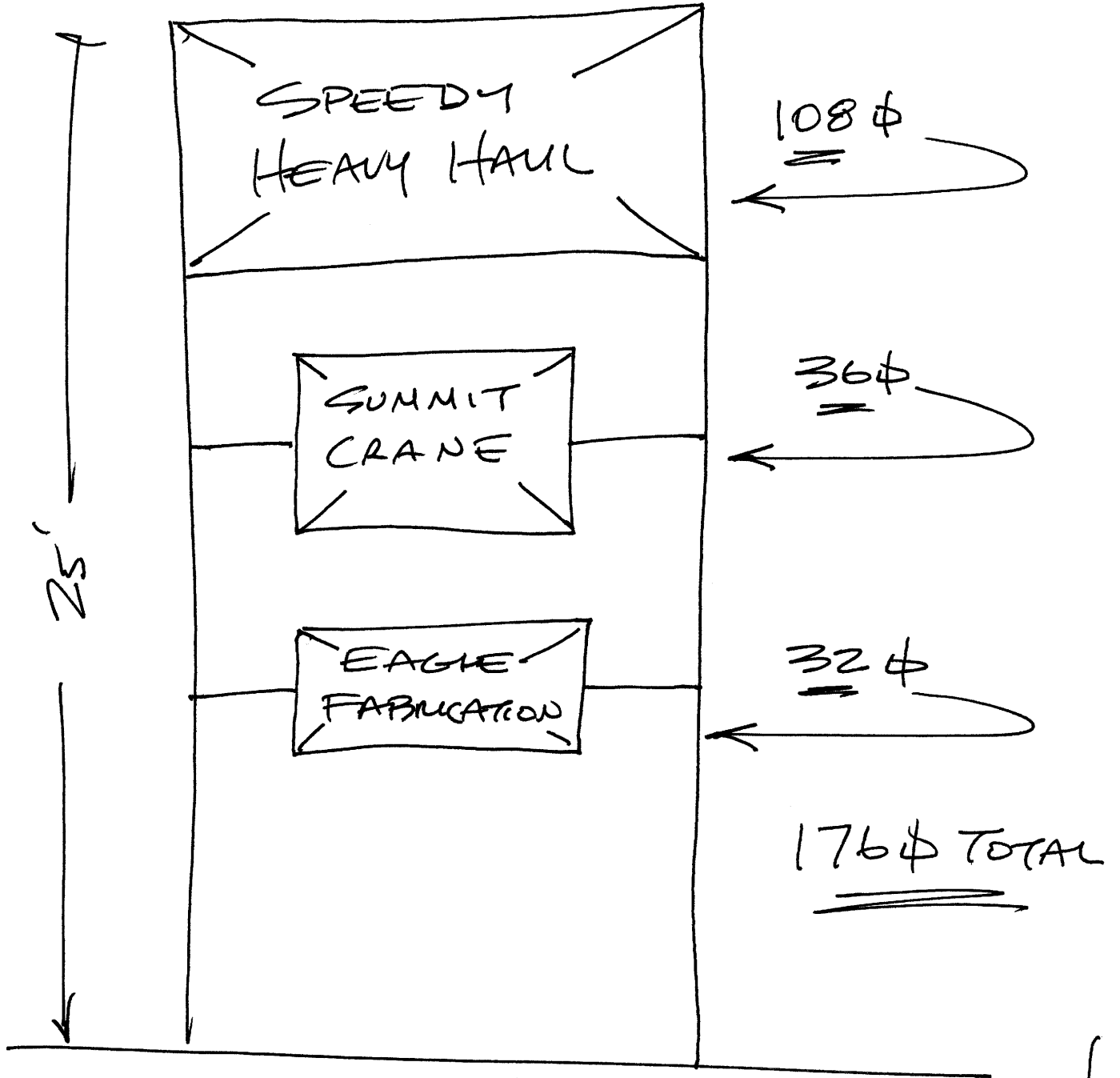
NOTE: No sign may exceed 300 square feet. A separate sign permit is required for each sign. Attach a sketch, to scale, of proposed and existing signage including types, dimensions and lettering. Attach a plot plan, to scale, showing: abutting streets, alleys, easements, driveways, encroachments, property lines, distances from existing buildings to proposed signs and required setbacks. Roof signs shall be manufactured such that no guy wires, braces or supports shall be visible.

I hereby attest that the information on this form and the attached sketches are true and accurate.

[Signature] 12/19/08 C McKee 12/22/08
 Applicant's Signature Date Planning Approval Date

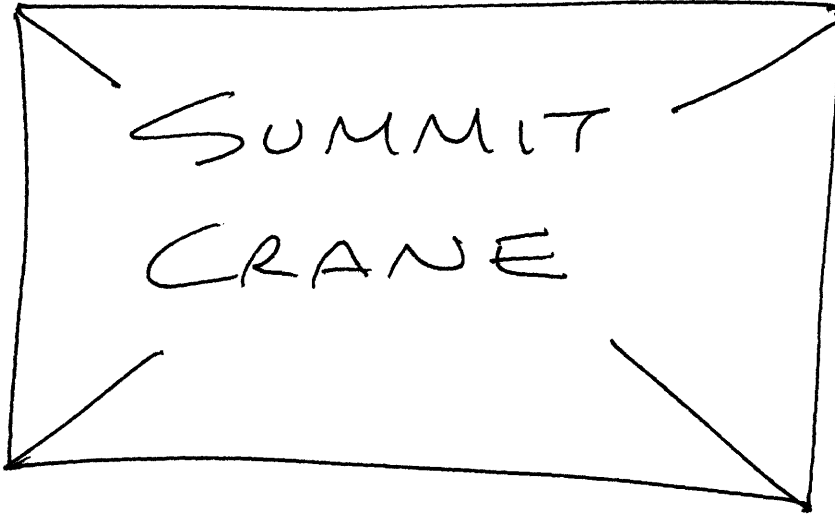
FREESTANDING SIGN

(A)



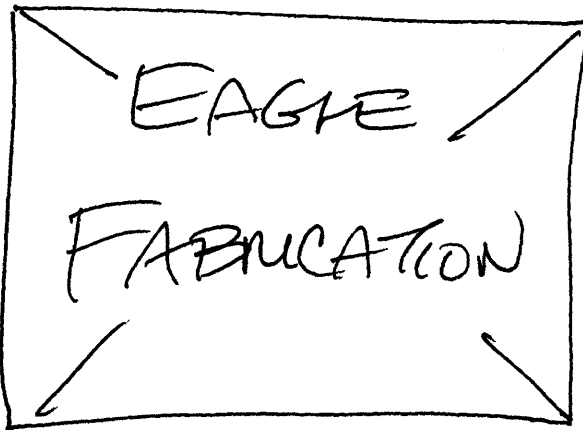

EXISTING SIGN / NEW FACES ONLY -

BUILDING SIGN



(B)

48¢



(C)

36¢





(D)


10¢









City of Grand Junction GIS Zoning Map ©

 **Redline**

 **201 Persigo Service Area**

 **Urban Growth Boundary**

Airport Zones

-  Airport Road
-  Clear Zone
-  Critical Zone
-  Runway 22
-  Runway 29
-  Taxi Way

ZOOM IN FOR LAND USE



SCALE 1 : 2,929

