



Sign Permit

For Signs that DO NOT Require
a Building Permit

Public Works and Planning Department
250 North 5th Street, Grand Junction CO 81501
Tel: (970) 244-1430 FAX (970) 256-4031

Date Submitted	9/25/08
Fee \$	25.00
Zone	C-2

called
9/25

2945-091-23-001

TAX SCHEDULE NO. 2945-104-00-055	CONTRACTOR <u>Angel Sign Co.</u>
BUSINESS NAME <u>Sportsmans Warehouse</u>	LICENSE NO. <u>2076084</u>
STREET ADDRESS <u>2404 US Hwy, Lot 50 S&E 100</u>	ADDRESS <u>590N. Westgate Dr. Unit C</u>
PROPERTY OWNER <u>Mike Tambline</u>	TELEPHONE <u>970-244-8934</u>
OWNER ADDRESS <u>2127 Innerbelt Business Center Dr. St Louis, MO 63114</u>	CONTACT PERSON <u>Angela</u>

1/4
Angela
9/25/08

<input checked="" type="checkbox"/> 1. FLUSH WALL	2 Square Feet per Linear Foot of Building Façade
<input type="checkbox"/> 2. ROOF	2 Square Feet per Linear Foot of Building Façade
<input type="checkbox"/> 3. PROJECTING	0.5 Square Feet per each Linear Foot of Building Façade
<input type="checkbox"/> 4. FREE-STANDING	2 Traffic Lanes - 0.75 Square Feet x Street Frontage 4 or more Traffic Lanes - 1.5 Square Feet x Street Frontage

Existing Externally or Internally Illuminated – No Change in Electrical Service Non-Illuminated

(1-4) Area of Proposed Sign: <u>272.36</u> Square Feet	Building Façade Direction: North <u>South</u> East West
(1-3) Building Façade: <u>158.3</u> Linear Feet	Name of Street: <u>6450</u>
(4) Street Frontage: _____ Linear Feet	Clearance to Grade: <u>18</u> Feet
(2-4) Height to Top of Sign: <u>33</u> Feet	

EXISTING SIGNAGE TYPE & SQUARE FOOTAGE:

<u>All existing to be removed</u>	_____ Sq. Ft.
_____	_____ Sq. Ft.
_____	_____ Sq. Ft.
Total Existing:	_____ Sq. Ft.

FOR OFFICE USE ONLY

Signage Allowed on Parcel:

Building	_____ Sq. Ft.
Free-Standing	_____ Sq. Ft.
Total Allowed:	<u>273.6</u> Sq. Ft.

COMMENTS: per sign pkg 2/13/01 - each tenant allowed 1.75 SF per linear foot of bldg frontage facing Hwy 6450 installed on any facade of individual space leased - total for tenant not to exceed 273.6

NOTE: No sign may exceed 300 square feet. A separate sign permit is required for each sign. Attach a sketch, to scale, of proposed and existing signage including types, dimensions and lettering. Attach a plot plan, to scale, showing: abutting streets, alleys, easements, driveways, encroachments, property lines, distances from existing buildings to proposed signs and required setbacks. Roof signs shall be manufactured such that no guy wires, braces or supports shall be visible.

I hereby attest that the information on this form and the attached sketches are true and accurate.

Angela Applicant's Signature 9.23.08 Date C McKee Planning Approval 9/25/08 Date

City of Grand Junction GIS City Map ©

Parcels
□ Address Label

Air Photos
■ 2008 Photos

— Highways
— Street Labels

City Limits
■ Grand Junction
■ Fruita
■ Palisade
■ Mesa County




SCALE 1 : 1,648



New Sign



SIGN "A"



1.0
 ILLUM CHANNEL LETTERS
 (1)
 PAGE DESCRIPTION

BY 044443


REVISION SHEET
 09-0872 8-12-08
 PROJECT

SPORTSMAN'S
 STABLES

SUPPLEMENTARY ANCHORAGE
 SHALL BE PROVIDED TO AVOID
 POINT LOADING TO BRACKETS

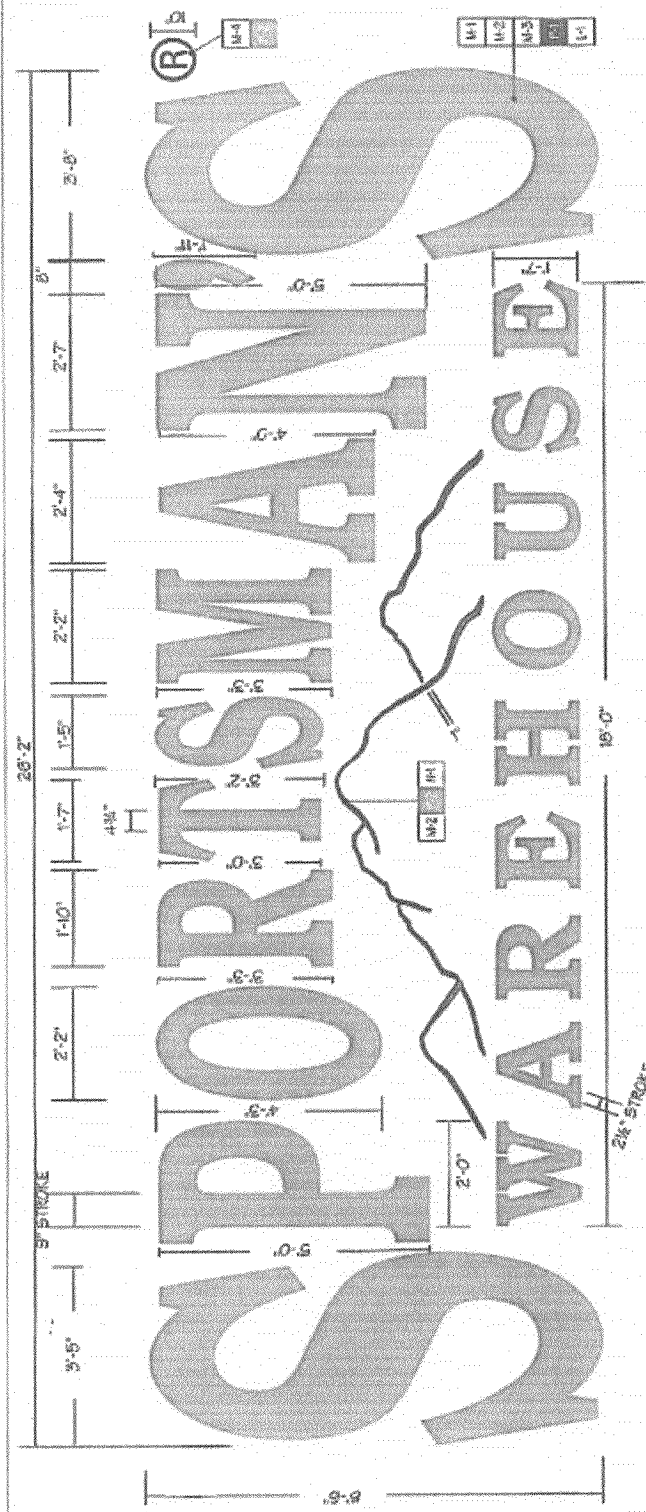
All signs, letters, components, and other materials shall be fabricated and installed in accordance with the manufacturer's instructions. All signs shall be fabricated and installed in accordance with the manufacturer's instructions. All signs shall be fabricated and installed in accordance with the manufacturer's instructions.

DATE 9/14/08
 DRAWN BY JST
 PAGE 2



- NOTE:**
- All channel letters to be centered horizontally equally and also centered vertically equally.
 - Remove existing signage, paint, patch & install new signage as proposed.

SIGN "A"



FOR THE
1.0
 ELLUM CHANNEL
 LETTERS
 FINISH 1/2" = 1'
 ANGLE/DEPTH
 DETAILS
 STAIRS
 RT
 Δ 60/90

SUB CA
 GIG
 JOB NO. 08-8872
 DATE 8-12-08
 PROJECT

SPORTSMAN'S WAREHOUSES
 2440 ALBANY AVE
 GRAND TRUCKTON, CO 80638

It has been determined that the proposed sign is in compliance with all applicable codes, ordinances, rules, regulations, and standards. It is the responsibility of the client to obtain all necessary permits and approvals from the appropriate authorities. The client is responsible for obtaining all necessary permits and approvals from the appropriate authorities. The client is responsible for obtaining all necessary permits and approvals from the appropriate authorities.

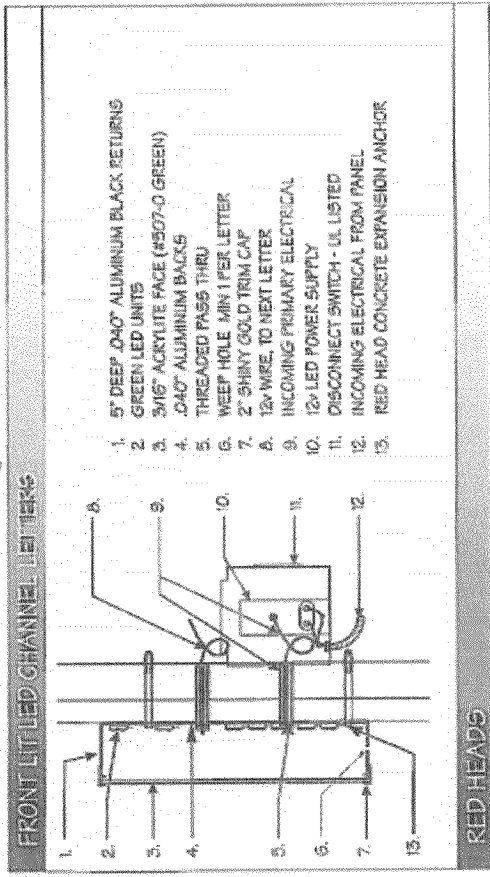
DATE 8/12/08
 PAGE 1

MARK TASHBY - TWP REALTY

NOTE: ALL PENETRATIONS TO BE ON TOP OR BOTTOM OF COPY

ELECTRICAL REQUIREMENTS	
Approach:	A load (amps)
	(1) 120V 20A circuit req'd
UL labels required away from public view.	
IMPORTANT NOTE	
UL 3810 COMPLIANT REC AND MANUFACTURING REQUIREMENTS. ALL ELECTRICAL PRIMARY CIRCUITS MUST BE RED-HEAD ISOLATED CIRCUITS PROVIDED BY CLIENT'S CHOICE.	
UL 100 POWER ASSEMBLY TO EXPOSE TERMINALS AND OR BALLUPS TOP SIGNAL AND STRONG.	
FINAL ELECTRICAL WOOD UP BY OTHERS.	

SQUARE FOOTAGE	
222.36 SQ FT	PROPOSED
MATERIALS	
M1	240 ALUM CHANNEL LETTERS
M2	3/16" GREEN ACRYLIC (5507-0)
M3	2" SHINY GOLD TRIM CAP
M4	1/4" FCD ALUM TRADEMARK
M5	12V LED POWER SUPPLY
PAINT FINISH	
RETURN PAINTED BLACK	
TRIM PAINT 24P	
LIGHTING	
L1	GREEN LED LIGHTING
L2	GREEN LED LIGHTING



FRONT LIT LED CHANNEL LETTERS

RED HEADS