



Public Works and Planning Department
 250 North 5th Street, Grand Junction CO 81501
 Tel: (970) 244-1430 FAX (970) 256-4031

Sign Permit

For Signs that DO NOT Require
 a Building Permit

Date Submitted	<u>9-4-08</u>
Fee \$	<u>25.00</u>
Zone	<u>C-1</u>

(A)

TAX SCHEDULE NO. <u>2945-131-01-041</u>	CONTRACTOR <u>Platinum Sign</u>
BUSINESS NAME <u>Rent a Center</u>	LICENSE NO. <u>2080868</u>
STREET ADDRESS <u>2401 North</u>	ADDRESS <u>2916 I-70S</u>
PROPERTY OWNER <u>Mesa Denver Association</u>	TELEPHONE <u>248-9677</u>
OWNER ADDRESS <u>Same</u>	CONTACT PERSON <u>M. Lee</u>

<input checked="" type="checkbox"/> 1. FLUSH WALL	2 Square Feet per Linear Foot of Building Façade
<input type="checkbox"/> 2. ROOF	2 Square Feet per Linear Foot of Building Façade
<input type="checkbox"/> 3. PROJECTING	0.5 Square Feet per each Linear Foot of Building Façade
<input type="checkbox"/> 4. FREE-STANDING	2 Traffic Lanes - 0.75 Square Feet x Street Frontage 4 or more Traffic Lanes - 1.5 Square Feet x Street Frontage

Existing Externally or Internally Illuminated - No Change in Electrical Service Non-Illuminated

(1-4) Area of Proposed Sign: <u>63.28</u> Square Feet	Building Façade Direction: <u>North</u> South East West
(1-3) Building Façade: <u>50</u> Linear Feet	Name of Street: <u>North Ave</u>
(4) Street Frontage: _____ Linear Feet	Clearance to Grade: _____ Feet
(2-4) Height to Top of Sign: _____ Feet	

EXISTING SIGNAGE TYPE & SQUARE FOOTAGE:	
<u>See Sign File</u>	_____ Sq. Ft.
_____	_____ Sq. Ft.
_____	_____ Sq. Ft.
_____	_____ Sq. Ft.
Total Existing:	_____ Sq. Ft.

FOR OFFICE USE ONLY	
Signage Allowed on Parcel:	
Building	_____ Sq. Ft.
Free-Standing	_____ Sq. Ft.
Total Allowed:	<u>see file</u> Sq. Ft.

COMMENTS: Approved per plan

NOTE: No sign may exceed 300 square feet. A separate sign permit is required for each sign. Attach a sketch, to scale, of proposed and existing signage including types, dimensions and lettering. Attach a plot plan, to scale, showing: abutting streets, alleys, easements, driveways, encroachments, property lines, distances from existing buildings to proposed signs and required setbacks. Roof signs shall be manufactured such that no guy wires, braces or supports shall be visible.

I hereby attest that the information on this form and the attached sketches are true and accurate.

<u>[Signature]</u>	<u>9-4-08</u>	<u>[Signature]</u>	<u>9-4-08</u>
Applicant's Signature	Date	Planning Approval	Date

(White: Planning) (Yellow: Neighborhood Services) (Pink: Applicant)



Public Works and Planning Department
 250 North 5th Street, Grand Junction CO 81501
 Tel: (970) 244-1430 FAX (970) 256-4031

Sign Permit

For Signs that DO NOT Require
 a Building Permit

Date Submitted 9-4-08
 Fee \$ 5.00
 Zone C-1

(B)

TAX SCHEDULE NO. <u>2945-131-01-041</u>	CONTRACTOR <u>Platinum Sign</u>
BUSINESS NAME <u>Rent A Centur</u>	LICENSE NO. <u>2080868</u>
STREET ADDRESS <u>2401 North</u>	ADDRESS <u>2916 I 706</u>
PROPERTY OWNER <u>Mesa Denver Associates</u>	TELEPHONE <u>248-9677</u>
OWNER ADDRESS <u>Same</u>	CONTACT PERSON <u>Mike</u>

- 1. FLUSH WALL 2 Square Feet per Linear Foot of Building Façade
- 2. ROOF 2 Square Feet per Linear Foot of Building Façade
- 3. PROJECTING 0.5 Square Feet per each Linear Foot of Building Façade
- 4. FREE-STANDING 2 Traffic Lanes - 0.75 Square Feet x Street Frontage
4 or more Traffic Lanes - 1.5 Square Feet x Street Frontage

Existing Externally or Internally Illuminated - No Change in Electrical Service Non-Illuminated

(1-4) Area of Proposed Sign: 29.01 Square Feet
 (1-3) Building Façade: 50 Linear Feet Building Façade Direction: North South East West
 (4) Street Frontage: _____ Linear Feet Name of Street: North
 (2-4) Height to Top of Sign: _____ Feet Clearance to Grade: _____ Feet

EXISTING SIGNAGE TYPE & SQUARE FOOTAGE:	
<u>A</u>	<u>63.28</u> Sq. Ft.
<u>See Sign File</u>	_____ Sq. Ft.
_____	_____ Sq. Ft.
Total Existing:	<u>63.28</u> Sq. Ft.

FOR OFFICE USE ONLY	
Signage Allowed on Parcel:	
Building _____	Sq. Ft.
Free-Standing _____	Sq. Ft.
Total Allowed: <u>see file</u>	Sq. Ft.


COMMENTS: Approved per plan

NOTE: No sign may exceed 300 square feet. A separate sign permit is required for each sign. Attach a sketch, to scale, of proposed and existing signage including types, dimensions and lettering. Attach a plot plan, to scale, showing: abutting streets, alleys, easements, driveways, encroachments, property lines, distances from existing buildings to proposed signs and required setbacks. Roof signs shall be manufactured such that no guy wires, braces or supports shall be visible.

I hereby attest that the information on this form and the attached sketches are true and accurate.

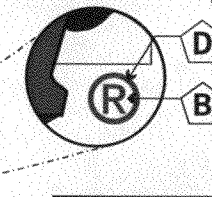
[Signature] 9-4-08 [Signature] 9-4-08
 Applicant's Signature Date Planning Approval Date

RED Channel Letters on Raceway w/ Cabinet Box Logo



Front Elevation Letter Layout :
Not To Scale

SIGN	A	B	C	D	E	F	Sq. Ft.
CL-R-RW-273	5'-8"	44'-10 5/8"	4'-0"	8'-6 5/8"	8"	35'-8"	273.24
CL-R-RW-195	4'-11 1/2"	39'-2 3/4"	3'-6"	7'-5 1/4"	7"	31'-2 1/2"	194.51
CL-R-RW-142	4'-3"	33'-6"	3'-0"	6'-4 1/2"	4-1/2"	26'-9"	142.37
CL-R-RW-99	3'-6 1/2"	27'-11"	2'-6"	5'-3 3/4"	3-3/4"	22'-3 1/2"	98.87
CL-R-RW-63	2'-10"	22'-4"	2'-0"	4'-3"	3"	17'-10"	63.28
CL-R-RW-49	2'-6"	19'-7"	1'-9"	3'-9"	2-11/16"	15'-7 5/16"	48.96



Sign shall be maximum size allowed per sign code

SPECIFICATIONS:

Illuminated channel letters & logo box.

RETURNS:

5" deep fabricated aluminum letter returns and backs.

LETTER & LOGO FACES:

Flat acrylic with 1" jewelite trimcap face retainers.

Note: 42" & 48" logo box faces shall be Lexan with 1-1/2" aluminum face retainers.

LOGO BOX GRAPHICS:

Translucent vinyl graphics applied first surface.

LETTER & LOGO ILLUMINATION:

Internal illumination by neon tubing powered by transformers within raceway.

MOUNTING:

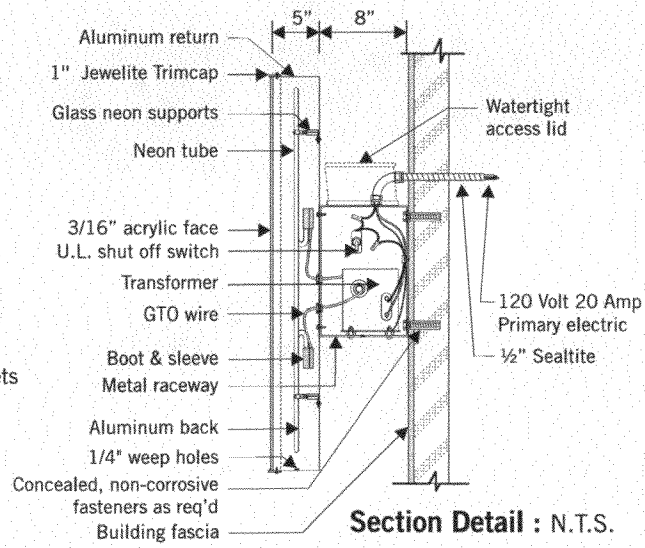
Letters & logo box mounted on raceway. Raceway painted to match building wall with fasteners as required.

Note: 42" & 48" logo boxes shall have additional braces and/or brackets as required by site conditions.

NOTE:

Register mark:

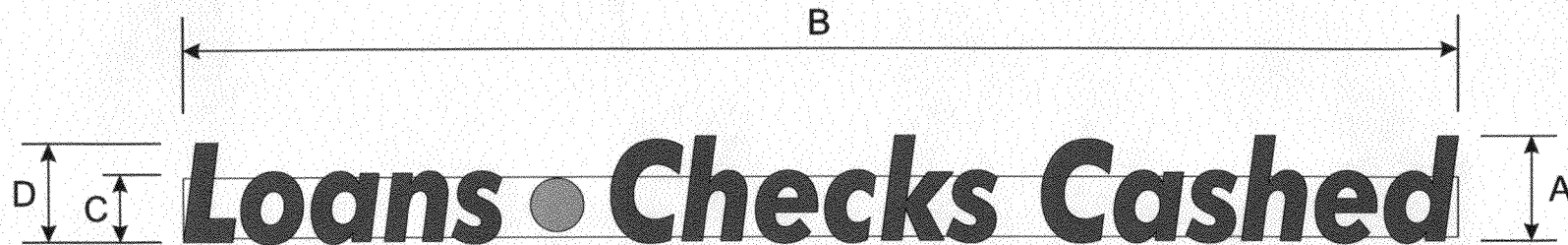
White acrylic disk with red vinyl detail.



Section Detail : N.T.S.

COLOR SCHEME			
A BLUE	3M #3630-87 Translucent vinyl		
	Logo box bkgrd		
B WHITE	Neon	R&H#7328 or Acrylite#015-2 Acrylic	R&H#7328 or Acrylite#015-2 Acrylic
	RAC logo box	RAC logo box face	Register Mark Disk
C YELLOW	3M#3630-015 Vinyl		
	RAC Logo letters		
D RED	R&H#2283 or Acrylite#211-1 Acrylic	Neon	3M#3630-43 Vinyl
	Rent.A.Center letters	Rent.A.Center letters	Logo bar & Register Mark
E BLACK	Semi Gloss	Stock	
	Returns	Jewelite	
F TBD	Fascia wall color (Field survey req'd)		
	Raceway #		

RED FACE PRIMARY CHANNEL LETTER SET



Channel Letter Layout - Green - Linear

Scale: 1/2" = 1'-0"

* Sign shall be maximum size allowed by code.

SIGN TYPE	A	B	C	D	SQ. FT. (A X B)
LCC-G-RW-16L	1'-1 7/8"	14'-2 1/2"	9"	1'-1"	16.42
LCC-G-RW-20L	1'-3 3/8"	15'-9 3/8"	10"	1'-2 1/2"	20.21
██████████	1'-6 3/8"	18'-11 3/8"	1'-0"	1'-5 3/8"	29.01
LCC-G-RW-45L	1'-11"	23'-8 1/8"	1'-3"	1'-9 3/4"	45.38
	Overall Height (Size of lower case letters h, k and d)	Overall Width	Height of lower case 'n'	Height of 'L'	



For use on light colored walls / fascias.

Green Letterset			
DK. GREEN	GREEN	WHITE	BLACK
Plex #2030 (Letter Faces)	3M #3630-136 Trsl. Vinyl (Dot)	Plex Face (Dot)	Semi Gloss Returns
		CL Illumination (Neon)	Standard Trimcap

SPECIFICATIONS:

Illuminated channel letters.

RETURNS:

5" deep fabricated aluminum returns and backs.

LETTER FACES & DOT:

Flat acrylic with 1" jewelite trimcap face retainers.

CHANNEL DOT:

Translucent vinyl graphics applied first surface.

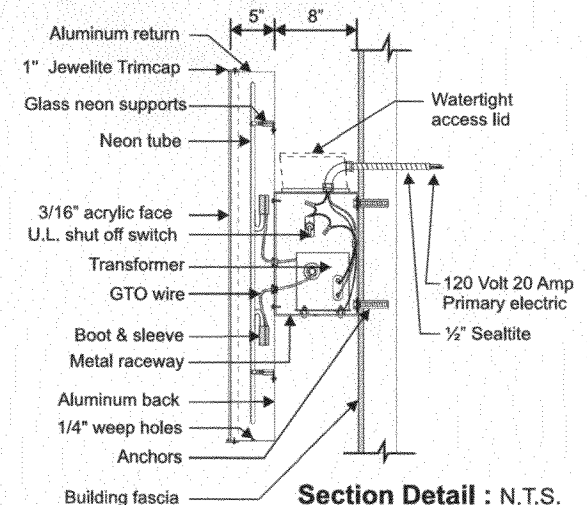

LETTER ILLUMINATION:

Internal illumination by neon tubing powered by transformers within raceway.

MOUNTING:

Letters mounted on raceway. Raceway mounted to building wall with fasteners as required.

NOTE: Raceway painted to match building wall.



Section Detail : N.T.S.



2916 Hwy. 6824 Grand Junction, CO 81504 (970)248-9677
fabrication installation maintenance neon vinyl truck lettering awnings

THIS ARTWORK WAS PREPARED BY AND IS THE PROPERTY OF PLATINUM SIGN CO. ANY UNAUTHORIZED USE OF SAME, IN WHOLE OR PART IS PROHIBITED. © 1997-2008



Max Sq. Ft. Available

