



(A)

Sign Permit

For Signs that DO NOT Require
a Building Permit

Public Works and Planning Department
250 North 5th Street, Grand Junction CO 81501
Tel: (970) 244-1430 FAX (970) 256-4031

Date Submitted 11/9/09
Fee \$ 25.00
Zone C-1

TAX SCHEDULE NO. <u>2945-261-28-009</u>	CONTRACTOR <u>Platinum Sign Co</u>
BUSINESS NAME <u>Dirty Queen</u>	LICENSE NO. <u>2091305</u>
STREET ADDRESS <u>272 Linden Ave</u>	ADDRESS <u>2916 I-70B</u>
PROPERTY OWNER <u>Linford Land Management</u>	TELEPHONE <u>248-9677</u>
OWNER ADDRESS <u>Same</u>	CONTACT PERSON <u>Mike</u>

<input checked="" type="checkbox"/> 1. FLUSH WALL	2 Square Feet per Linear Foot of Building Façade	<i>The Dirty Queen Cone Statue is has been determined to be legal non-conforming</i>
<input type="checkbox"/> 2. ROOF	2 Square Feet per Linear Foot of Building Façade	
<input type="checkbox"/> 3. PROJECTING	0.5 Square Feet per each Linear Foot of Building Façade	
<input type="checkbox"/> 4. FREE-STANDING	2 Traffic Lanes - 0.75 Square Feet x Street Frontage 4 or more Traffic Lanes - 1.5 Square Feet x Street Frontage	

Existing Externally or Internally Illuminated - No Change in Electrical Service Non-Illuminated

(1-4) Area of Proposed Sign: 2763 Square Feet
 (1-3) Building Façade: 35 Linear Feet Building Façade Direction: North South East West
 (4) Street Frontage: 125 Linear Feet Name of Street: Hwy 50
 (2-4) Height to Top of Sign: _____ Feet Clearance to Grade: _____ Feet

EXISTING SIGNAGE TYPE & SQUARE FOOTAGE:	
_____	_____ Sq. Ft.
_____	_____ Sq. Ft.
_____	_____ Sq. Ft.
Total Existing:	<u>0</u> Sq. Ft.

FOR OFFICE USE ONLY	
Signage Allowed on Parcel:	
<u>35x2</u> Building	<u>70</u> Sq. Ft.
<u>125x1.5</u> Free-Standing	<u>187.5</u> Sq. Ft.
Total Allowed:	<u>187.5</u> Sq. Ft.

COMMENTS: Taking down existing signs and installing all of these

NOTE: No sign may exceed 300 square feet. A separate sign permit is required for each sign. Attach a sketch, to scale, of proposed and existing signage including types, dimensions and lettering. Attach a plot plan, to scale, showing: abutting streets, alleys, easements, driveways, encroachments, property lines, distances from existing buildings to proposed signs and required setbacks. Roof signs shall be manufactured such that no guy wires, braces or supports shall be visible.

I hereby attest that the information on this form and the attached sketches are true and accurate.

[Signature] 11-9-09 [Signature] 11/10/09
 Applicant's Signature Date Planning Approval Date



Dairy Queen

DQ-SF-MBL28

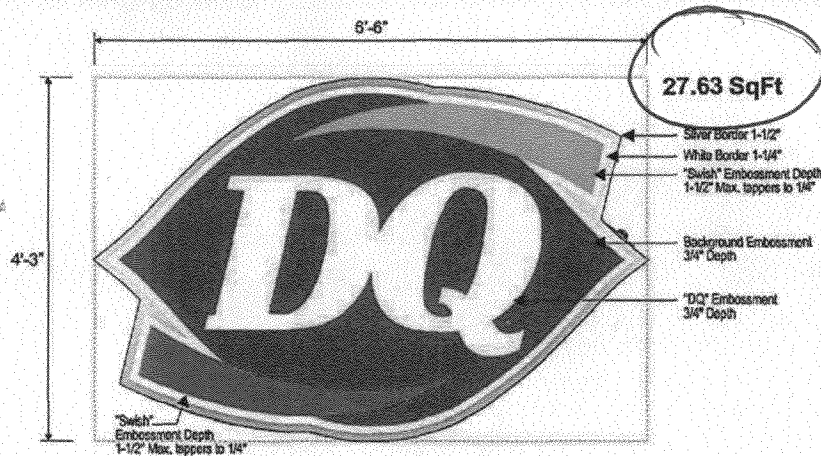
4'-3" x 6'-6" S/F DQ® Logo

Wall Signs

Qty 1

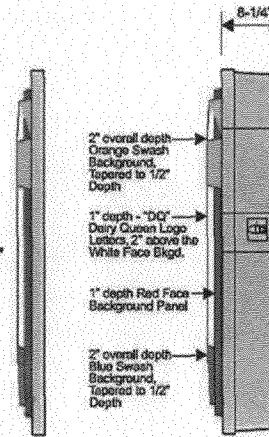
~~QTY 3~~

May 2009



Front View - Scale 1/2" = 1'-0"

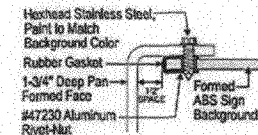
Removable "Cloud Face"



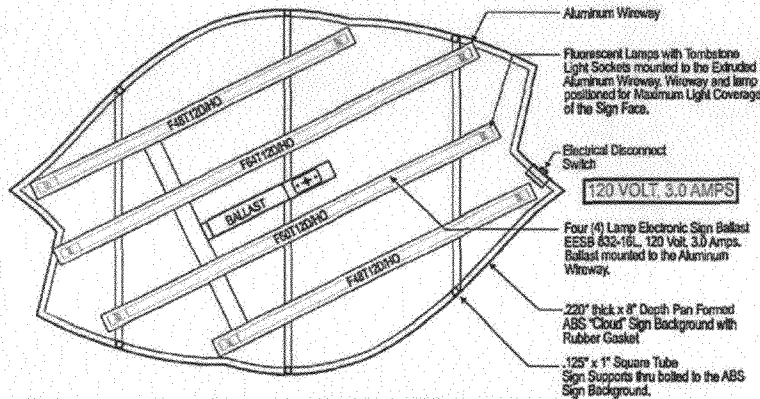
Side View

Program Colors

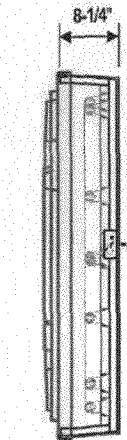
- PMS 185 Red
- PMS 1375 Orange
- Black
- PMS 300 Blue
- Translucent White
- Brushed Aluminum Polyurethane



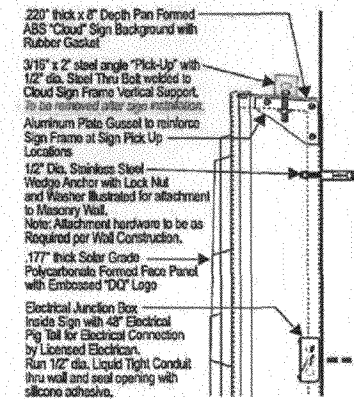
Face Mounting Detail NOT TO SCALE



Construction Detail - Scale 1/2" = 1'-0"



Side View



Side View Detail Scale 3/4" = 1'-0"

Sign (A)