



Sign Clearance

For Signs that Require a Building Permit

Public Works & Planning Department
250 North 5th Street, Grand Junction CO 81501
Tel: (970) 244-1430 FAX (970) 256-4031

Bldg Permit No.	_____
Date Submitted	<u>12/14/09</u>
Fee \$	<u>25.00</u>
Zone	<u>B-1</u>

TAX SCHEDULE NO.	<u>2945-023-14-009</u>	CONTRACTOR	<u>THE SIGN SMITH</u>
BUSINESS NAME	<u>FRESH START</u>	LICENSE NO.	<u>2090934</u>
STREET ADDRESS	<u>500 PATTERSON</u>	ADDRESS	<u>570 E CRETE CIR</u>
PROPERTY OWNER	<u>ONR ROBERT L Fam. Partnership</u>	TELEPHONE NO.	<u>970-244-9197</u>
OWNER ADDRESS	_____	CONTACT PERSON	<u>ERNIE</u>

- | | | |
|-------------------------------------|------------------|---|
| <input type="checkbox"/> | 1. FLUSH WALL | 2 Square Feet per Linear Foot of Building Facade |
| <input type="checkbox"/> | 2. ROOF | 2 Square Feet per Linear Foot of Building Facade |
| <input checked="" type="checkbox"/> | 3. FREE-STANDING | 2 Traffic Lanes - 0.75 Square Feet x Street Frontage
4 or more Traffic Lanes - 1.5 Square Feet x Street Frontage |
| <input type="checkbox"/> | 4. PROJECTING | 0.5 Square Feet per each Linear Foot of Building Facade |
| <input type="checkbox"/> | 5. OFF-PREMISE | See #3 Spacing Requirements; Not > 300 Square Feet or < 15 Square Feet |

Externally Illuminated Internally Illuminated Non-Illuminated

(1 - 5)	Area of Proposed Sign:	<u>18</u> Square Feet	
(1,2,4)	Building Façade:	<u>60</u> Linear Feet	Building Façade Direction: North South East West
(1 - 4)	Street Frontage:	<u>100</u> Linear Feet	Name of Street: <u>PATTERSON</u>
(2 - 5)	Height to Top of Sign:	<u>10</u> Feet	Clearance to Grade: <u>8</u> Feet
(5)	Distance to Nearest Existing Off-Premise Sign:	_____ Feet	

EXISTING SIGNAGE TYPE & SQUARE FOOTAGE:	
<u>FLUSH WALL</u>	<u>16</u> Sq. Ft.
<u>FREE STANDING</u>	<u>41</u> Sq. Ft.
_____	_____ Sq. Ft.
Total Existing:	<u>57</u> Sq. Ft.

FOR OFFICE USE ONLY	
Signage Allowed on Parcel for ROW:	
<u>60x2</u> Building	<u>120</u> Sq. Ft.
<u>100x1.5</u> Free-Standing	<u>150</u> Sq. Ft.
Total Allowed:	<u>150</u> Sq. Ft.

COMMENTS: customer to remove existing monument style free standing sign


NOTE: No sign may exceed 300 square feet. A separate sign clearance is required for each sign. Attach a sketch, to scale, of proposed and existing signage including types, dimensions and lettering. Attach a plot plan, to scale, showing: abutting streets, alleys, easements, driveways, encroachments, property lines, distances from existing buildings to proposed signs and required setbacks. A SEPARATE PERMIT FROM THE BUILDING DEPARTMENT IS ALSO REQUIRED.

I hereby attest that the information on this form and the attached sketches are true and accurate.

	_____	<u>JK</u>		<u>12/14/09</u>
Applicant's Signature	Date		Planning Approval	Date

(White: Planning) (Yellow: Neighborhood Services) (Pink: Building Permit) (Goldenrod: Applicant)

3' x 6'

FRESH  **START**
D E N T A L C E N T E R

SPECIALIST • IMPLANTS • DENTURES • COSMETICS

970.434.5400

M. DONALD ROSS, D.D.S.
Prosthodontist


18 #

970.434.5400
M. DONALD ROSS, D.D.S.
Prosthodontist

SPECIALIST • IMPLANTS • DENTURES • COSMETICS

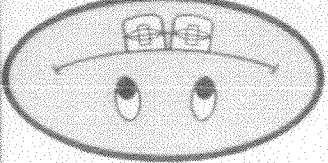
FRESH START
DENTAL CENTER

*Revised
5/21*



500

ENTRANCE



ROBERT L. ORR, D.D.S., M.S.D.

www.gjbraces.com

GRAND JUNCTION
ORTHODONTICS, P.C.

