



(B)

Sign Permit

For Signs that DO NOT Require a Building Permit

Public Works and Planning Department
250 North 5th Street, Grand Junction CO 81501
Tel: (970) 244-1430 FAX (970) 256-4031

Date Submitted	11/9/09
Fee \$	5 ⁰⁰
Zone	C-1

TAX SCHEDULE NO.	2945-261-28-009	CONTRACTOR	Platinum Sign Co
BUSINESS NAME	Dairy Queen	LICENSE NO.	2091305
STREET ADDRESS	272 Linden Ave	ADDRESS	2916 I 70B
PROPERTY OWNER	Linford Eand Mang	TELEPHONE	248-9677
OWNER ADDRESS	Same	CONTACT PERSON	Mike

- 1. FLUSH WALL 2 Square Feet per Linear Foot of Building Façade
- 2. ROOF 2 Square Feet per Linear Foot of Building Façade
- 3. PROJECTING 0.5 Square Feet per each Linear Foot of Building Façade
- 4. FREE-STANDING 2 Traffic Lanes - 0.75 Square Feet x Street Frontage
4 or more Traffic Lanes - 1.5 Square Feet x Street Frontage

Existing Externally or Internally Illuminated - No Change in Electrical Service Non-Illuminated

(1-4) Area of Proposed Sign:	17.53	Square Feet	Building Façade Direction:	North	South	East	West
(1-3) Building Façade:	35	Linear Feet	Name of Street:	Hwy 50			
(4) Street Frontage:	125	Linear Feet	Clearance to Grade:	_____ Feet			
(2-4) Height to Top of Sign:	_____ Feet						

EXISTING SIGNAGE TYPE & SQUARE FOOTAGE:	
Flushwall Sign (A)	27.63 Sq. Ft.
_____	_____ Sq. Ft.
_____	_____ Sq. Ft.
Total Existing:	27.63 Sq. Ft.

FOR OFFICE USE ONLY	
Signage Allowed on Parcel:	
35 x 2 Building	70 Sq. Ft.
125 x 1.5 Free-Standing	187.5 Sq. Ft.
Total Allowed:	187.5 Sq. Ft.
	- 27.63
	159.87

COMMENTS: _____

NOTE: No sign may exceed 300 square feet. A separate sign permit is required for each sign. Attach a sketch, to scale, of proposed and existing signage including types, dimensions and lettering. Attach a plot plan, to scale, showing: abutting streets, alleys, easements, driveways, encroachments, property lines, distances from existing buildings to proposed signs and required setbacks. Roof signs shall be manufactured such that no guy wires, braces or supports shall be visible.

I hereby attest that the information on this form and the attached sketches are true and accurate.

	11-9-09		11/10/09
Applicant's Signature	Date	Planning Approval	Date



Dairy Queen Grand Junction, CO QTY 1

May 2009

Wall Signs

2'-1" x 8'-5" S/F Bowtie Restaurant

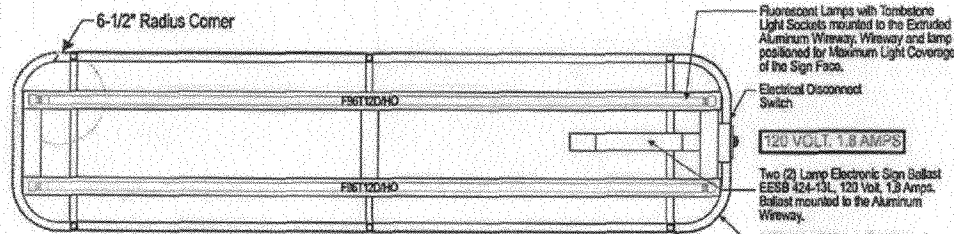
DQ-SF-RT18

17.53 SqFt

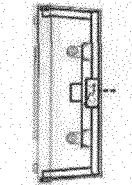


Front View - Scale 1/2" = 1'-0"

Side View



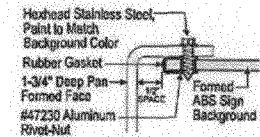
Construction Detail Scale 1/2" = 1'-0"



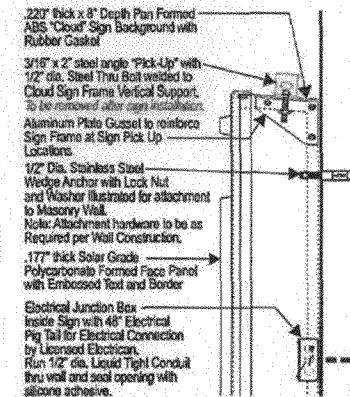
Side View

Program Colors

- PMS 185 Red
- PMS 1375 Orange
- Black
- PMS 300 Blue
- Translucent White
- Brushed Aluminum Polyurethane



Face Mounting Detail NOT TO SCALE



Side View Detail Scale 3/4" = 1'-0"

Sign (B)