



Sign Permit

For Signs that DO NOT Require a Building Permit

Public Works and Planning Department
250 North 5th Street, Grand Junction CO 81501
Tel: (970) 244-1430 FAX (970) 256-4031

Date Submitted	<u>11/9/09</u>
Fee \$	<u>5⁰⁰</u>
Zone	<u>C-1</u>

TAX SCHEDULE NO. <u>2945-261-28-009</u>	CONTRACTOR <u>Platinum Sign Co</u>
BUSINESS NAME <u>Dairy Queen</u>	LICENSE NO. <u>2091305</u>
STREET ADDRESS <u>272 Linden Ave</u>	ADDRESS <u>2416 I-70 B</u>
PROPERTY OWNER <u>Linford Land Mang.</u>	TELEPHONE <u>248-9677</u>
OWNER ADDRESS <u>Same</u>	CONTACT PERSON <u>Mike</u>

- 1. FLUSH WALL 2 Square Feet per Linear Foot of Building Façade
- 2. ROOF 2 Square Feet per Linear Foot of Building Façade
- 3. PROJECTING 0.5 Square Feet per each Linear Foot of Building Façade
- 4. FREE-STANDING 2 Traffic Lanes - 0.75 Square Feet x Street Frontage
4 or more Traffic Lanes - 1.5 Square Feet x Street Frontage

Existing Externally or Internally Illuminated - No Change in Electrical Service Non-Illuminated

(1-4) Area of Proposed Sign: <u>119.90</u> Square Feet	Building Façade Direction: <u>North</u> South East West
(1-3) Building Façade: <u>35</u> 125 Linear Feet	Name of Street: <u>High 50</u>
(4) Street Frontage: <u>125</u> Linear Feet	Clearance to Grade: <u>12</u> Feet
(2-4) Height to Top of Sign: <u>25</u> Feet	

EXISTING SIGNAGE TYPE & SQUARE FOOTAGE:		
Flushwall	Sign A	<u>27.63</u> Sq. Ft.
"	Sign B	<u>17.53</u> Sq. Ft.
		_____ Sq. Ft.
Total Existing:		<u>45.16</u> Sq. Ft.

FOR OFFICE USE ONLY		
Signage Allowed on Parcel:		
35 x 2 Building	<u>70</u>	Sq. Ft.
125 x 1.5 Free-Standing	<u>187.5</u>	Sq. Ft.
Total Allowed:	<u>187.5</u>	Sq. Ft.
	<u>45.16</u>	

COMMENTS: taking down existing signs on existing pole and replacing new signs on existing pole.

142.34 - 119.9 = 22.44 left for signs at this address

NOTE: No sign may exceed 300 square feet. A separate sign permit is required for each sign. Attach a sketch, to scale, of proposed and existing signage including types, dimensions and lettering. Attach a plot plan, to scale, showing: abutting streets, alleys, easements, driveways, encroachments, property lines, distances from existing buildings to proposed signs and required setbacks. Roof signs shall be manufactured such that no guy wires, braces or supports shall be visible.

I hereby attest that the information on this form and the attached sketches are true and accurate.

	<u>11-9-09</u>		<u>11/10/09</u>
Applicant's Signature	Date	Planning Approval	Date

Sign **C** All three of these pages on Freestanding Sign



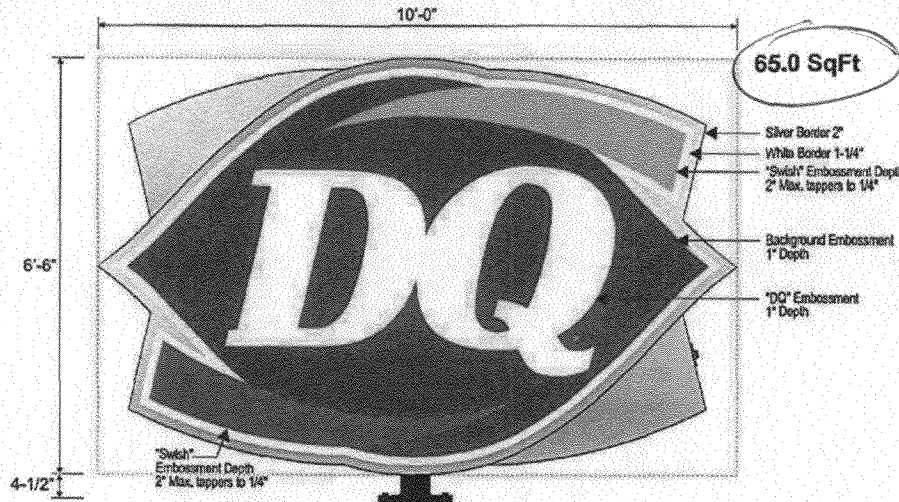
Dairy Queen Grand Junction, Co.

May 2009

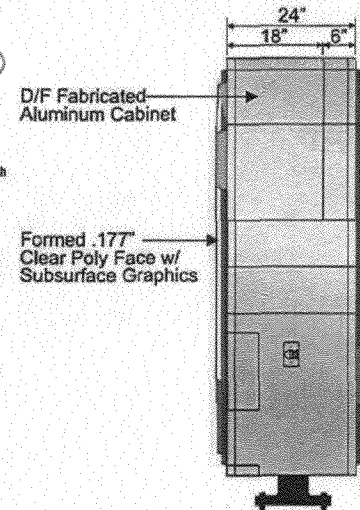
Pylon Signs

DQ-DF-MBL65

6'-6" x 10'-0" D/F DQ® Logo



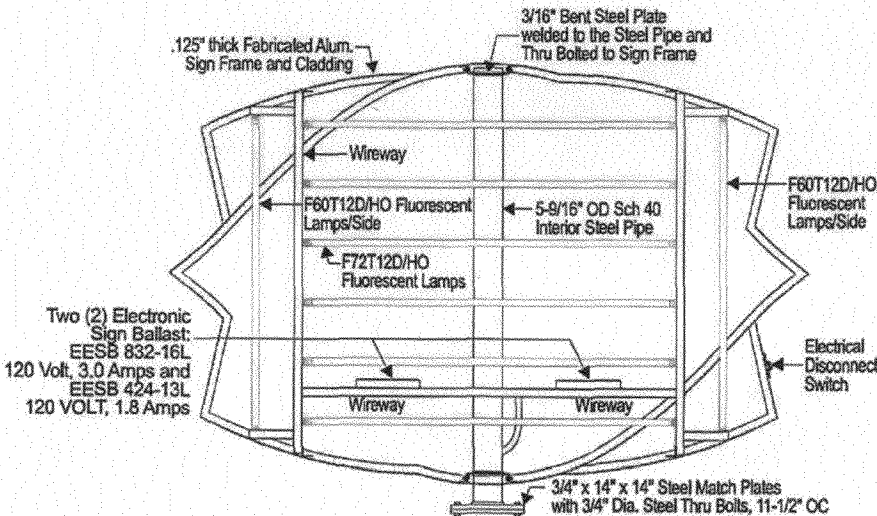
Front View - Scale 3/8" = 1'-0"



Side View

Program Colors

- PMS 185 Red
- PMS 1375 Orange
- Black
- PMS 300 Blue
- Translucent White
- Brushed Aluminum Polyurethane



Construction Detail - Scale 3/8" = 1'-0"

GENERAL SPECIFICATIONS:

Sign cabinet fabricated from aluminum angle and clad in .080" thk. aluminum. Faces to be formed .177" thk. clear polycarbonate with embossed graphics and all color applied second surface. Illumination provided by 120V, high output fluorescent lamps with external disconnect switch. Sign to match plate mount to existing steel; plates provided by Allen.

120 VOLT, 5.8 AMPS

119.90



Dairy Queen

Grand Junction CO

May 2009

Pylon Signs

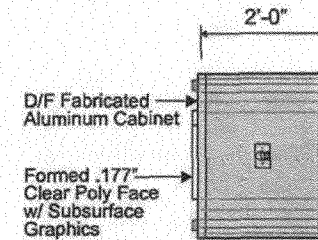
2'-8" x 11'-1" D/F Bowtie Restaurant

DQ-DF-RT30

29.55 SqFt



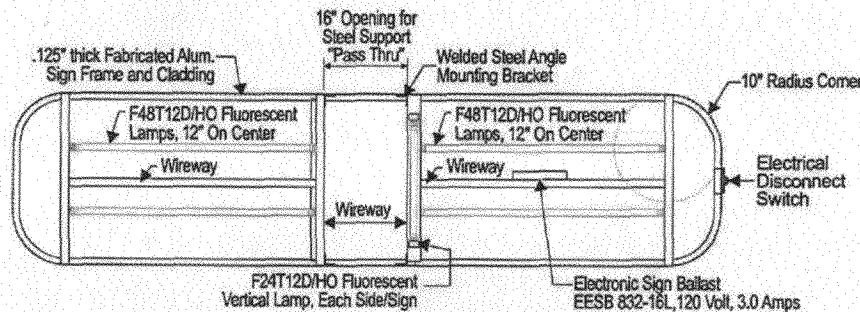
Front View - Scale 3/8" = 1'-0"



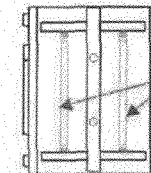
Side View

Program Colors

- PMS 185 Red
- PMS 1375 Orange
- Black
- PMS 300 Blue
- Translucent White
- Brushed Aluminum Polyurethane

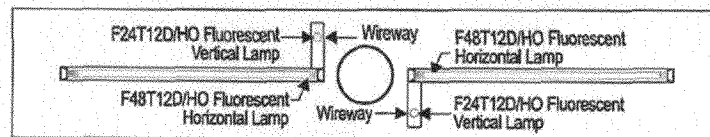


Construction Detail - Scale 3/8" = 1'-0"



Lamp Banks Offset to allow for the Sign to pass thru the Vertical Steel Sign Support.

Side View Illumination Detail
Scale 3/8" = 1'-0"



Top View - Illumination Detail - Scale 3/8" = 1'-0"

GENERAL SPECIFICATIONS:

Sign cabinet fabricated from aluminum angle and clad in .080" thk. aluminum. Faces to be formed .177" thk. clear polycarbonate with embossed graphics and all color applied second surface. Illumination provided by 120V, high output fluorescent lamps with external disconnect switch. Sign to sleeve over existing structural steel.

120 VOLT, 6.0 AMPS


Pylon Signs

4'-2" x 6'-1" D/F Reader Board

DQ-DF-RD26

25.35 SqFt

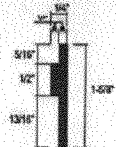
6" Zip Change Character on 7" Panel
Letter Board Layouts



Program Colors


GENERAL SPECIFICATIONS:

Sign cabinet fabricated from aluminum angle and clad in .080" thick aluminum. Faces are formed .177" thick clear polycarbonate and painted second surface. All changeable letter track to be 1-5/8" Mutual Track, as illustrated. Interior illumination provided by High Output Fluorescent Lamps and powered by 120 Volt Electronic Sign Ballast. Sign cabinet to sleeve over existing square steel sign support.




SIDE VIEW DETAIL "ZIP-CHANGE" MUTUAL TRACK


Graphic Panel Insert Design Options



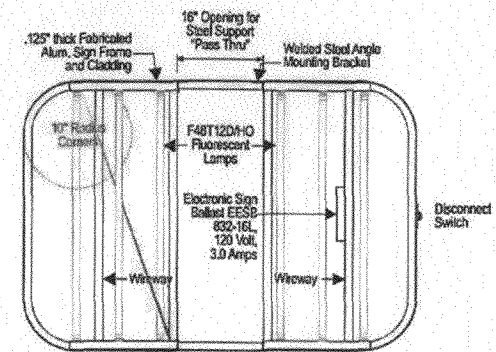
White Background Graphic Panel Layouts



Five Line Reader Board
Scale 3/8" = 1'-0"



Side View



Illumination Layout
Scale 3/8" = 1'-0"

120 VOLT, 3.0 AMPS

272 Linden Ave
Lindford Land Management
2945-261-28-009



N

