



Public Works and Planning Department
250 North 5th Street, Grand Junction CO 81501
Tel: (970) 244-1430 FAX (970) 256-4031

Sign Permit

For Signs that DO NOT Require
a Building Permit

Date Submitted 7/10/09
Fee \$ 25.00
Zone C2

TAX SCHEDULE NO. 2945-091-00-088 CONTRACTOR Angel Sign Co.
BUSINESS NAME Academy of self Defence LICENSE NO. 2090069
STREET ADDRESS 591 25th #A1 ADDRESS 590 N. Westgate Dr. #C
PROPERTY OWNER Wells Development Company TELEPHONE 244-8931
OWNER ADDRESS PO Box 3139 81502 CONTACT PERSON Aaron

- 1. FLUSH WALL 2 Square Feet per Linear Foot of Building Façade
- 2. ROOF 2 Square Feet per Linear Foot of Building Façade
- 3. PROJECTING 0.5 Square Feet per each Linear Foot of Building Façade
- 4. FREE-STANDING 2 Traffic Lanes - 0.75 Square Feet x Street Frontage
4 or more Traffic Lanes - 1.5 Square Feet x Street Frontage

Existing Externally or Internally Illuminated - No Change in Electrical Service Non-Illuminated

(1-4) Area of Proposed Sign: 32 Square Feet
(1-3) Building Façade: 135 Linear Feet Building Façade Direction: North South East West
(4) Street Frontage: 273 Linear Feet Name of Street: Commerce Blvd
(2-4) Height to Top of Sign: _____ Feet Clearance to Grade: _____ Feet

EXISTING SIGNAGE TYPE & SQUARE FOOTAGE:

<u>Attached</u>	Sq. Ft.
<u>Sign</u>	<u>72</u> Sq. Ft.
<u>Flush wall</u>	<u>32</u> Sq. Ft.
Total Existing:	<u>104</u> Sq. Ft.

FOR OFFICE USE ONLY

Signage Allowed on Parcel:

<u>2x135</u> Building	<u>270</u> Sq. Ft.
<u>.75x273</u> Free-Standing	<u>204.75</u> Sq. Ft.
Total Allowed:	<u>270</u> Sq. Ft.
	<u>-104</u>

COMMENTS: Please see attached page for existing signage type & square footage

NOTE: No sign may exceed 300 square feet. A separate sign permit is required for each sign. Attach a sketch, to scale, of proposed and existing signage including types, dimensions and lettering. Attach a plot plan, to scale, showing: abutting streets, alleys, easements, driveways, encroachments, property lines, distances from existing buildings to proposed signs and required setbacks. Roof signs shall be manufactured such that no guy wires, braces or supports shall be visible.

I hereby attest that the information on this form and the attached sketches are true and accurate.

Aaron Applicant's Signature 07/09/09 Date Clm Planning Approval 7/13/09 Date

Existing signage type and square footage

Signs Facing Commerce Blvd

National Interlock Service - Flush Wall: 8 Sq. Ft.

V & L Appliance Service Center – Flush Wall: 24 Sq. Ft.

Total 32 Sq. Ft.

Signs Facing 25 Rd

Academy of Self Defense – Flush Wall: 32 Sq. Ft.

National Interlock Service - Flush Wall: 16 Sq. Ft.

Mountain Aire Medical Supple – Flush Wall: 16 Sq. Ft.

Vicky's Candles – Flush Wall: 16 Sq. Ft.










Total 80 Sq. Ft.

? Free standing

FREE STANDING IS ON EAST
SIDE OF PARCEL (25 RD)



City of Grand Junction GIS City Map ©

Sign location

Parcels		Address Label
Air Photos		2008 Photos
	Highways	
	Street Labels	
	City Limits	
	Grand Junction	
	Fruita	
	Palisade	
	Mesa County	



SCALE 1 : 1,621



192 in

24 in

Martial Arts
241-6900

ALL AGES
WELCOME

Self Defense
www.gjshinbukan.com